


Parts Catalog

Mazda MX-5 MIATA
U.S.A.
'93



MAZDA • 400001-800000

Oct. '94 (FINAL)

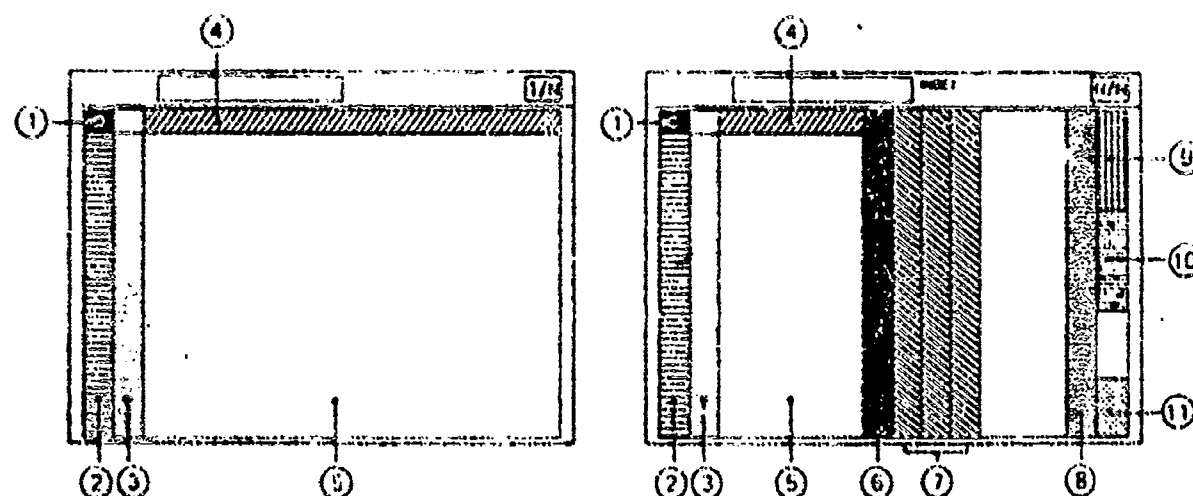
Catalog No. AU-NA03-04

MAZDA

© 1994 Mazda Motor Corporation

LAYOUT OF CONTENTS / DISPOSITION TYPOGRAPHIQUE DE CONTENU / DISPOSICION DEL CONTENIDO / ANORDNUNG DES INHALTS

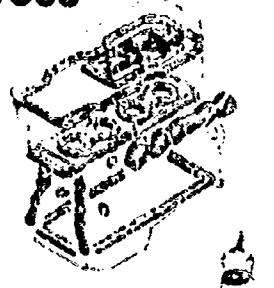
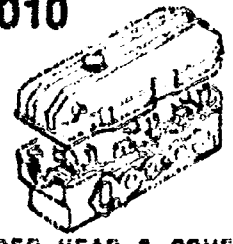
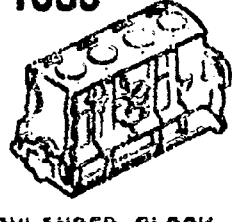
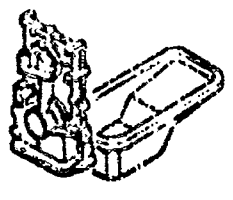
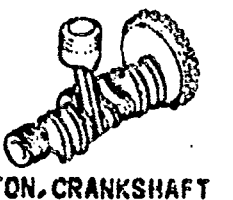


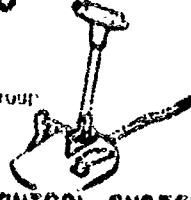
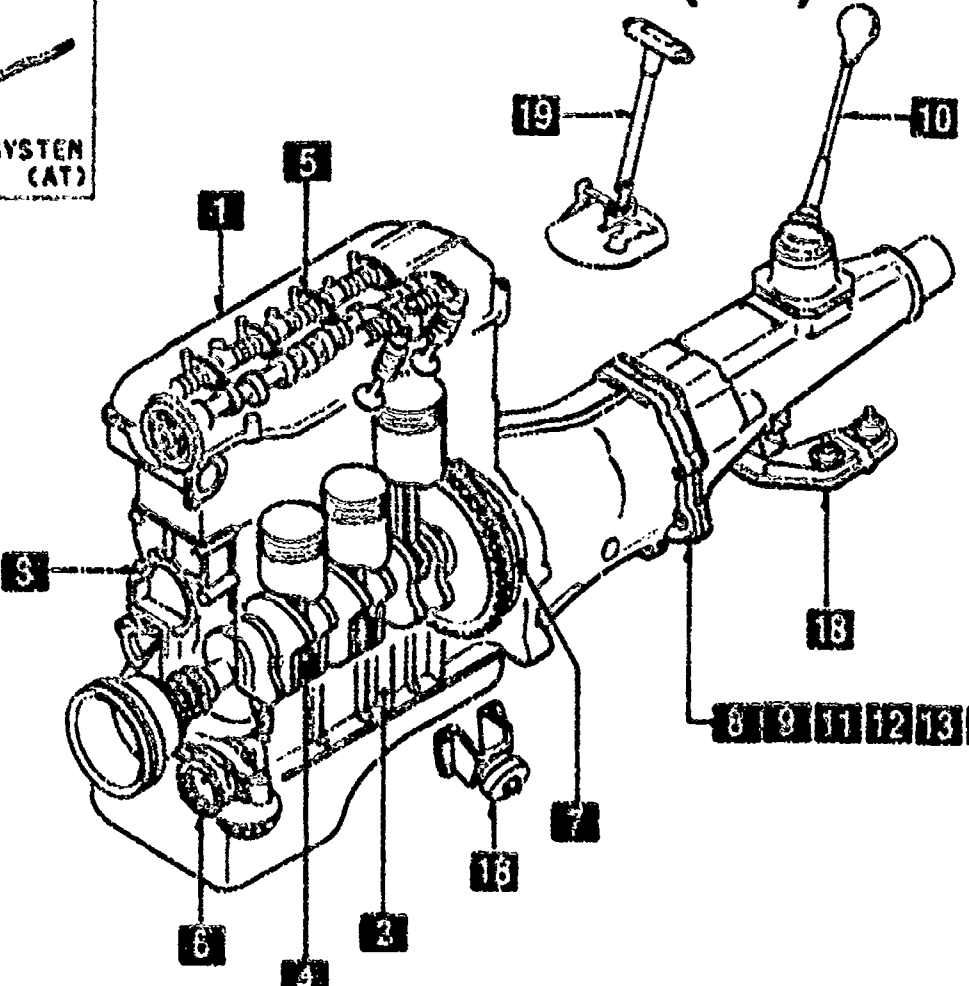










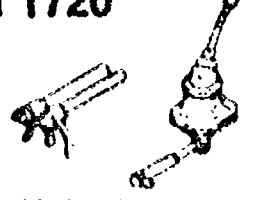
- The following is a typical example of the layout of contents on Mazda microfiche parts catalog.
- Voici un exemple typique de la disposition typographique du contenu dans les microfiches de catalogue des pièces de Mazda.
- El siguiente es un ejemplo típico de la disposición del contenido en una microficha del catálogo de repuestos de Mazda.
- Folgendes ist ein typisches Beispiel der Inhaltsanordnung des Mazda-Mikrofiche-Teilekatalogs.



Remark : The items listed under ④ have been deleted from each fiche since Dec. '93







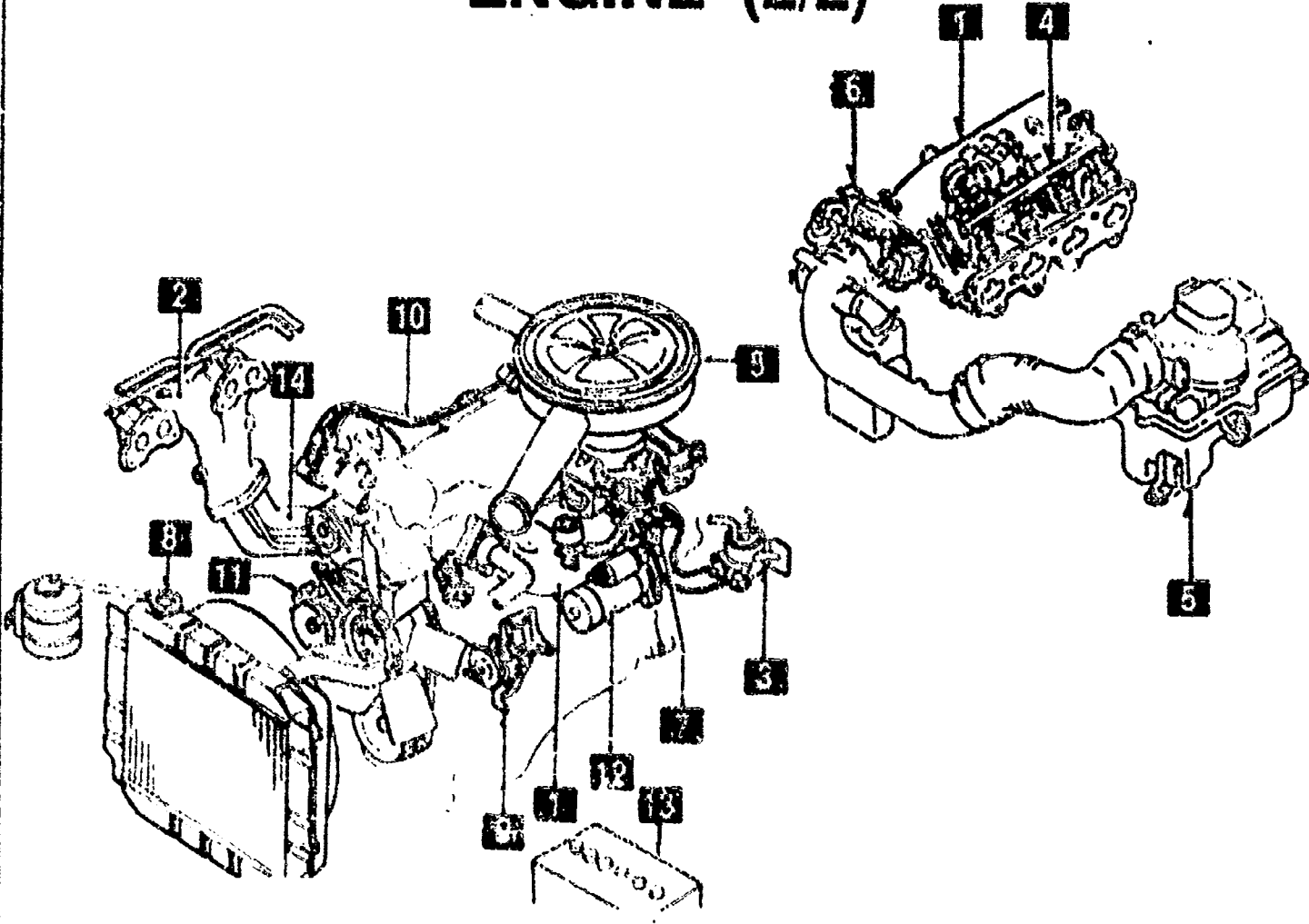
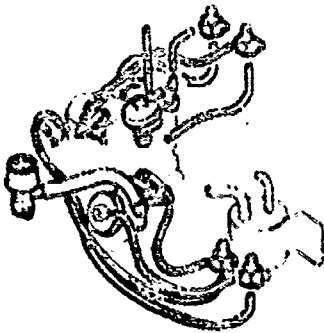


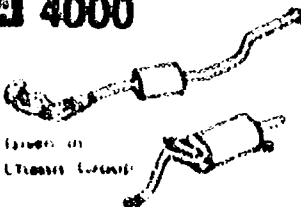




- | | | |
|---|---|--|
| ① • Layout of contents
• Disposition Typo-
graphique de Contenu
• Disposición del contenido
• Anordnung des Inhalts | ② • Pictorial Index
• Index per Schémas
• Índice Gráfico
• Illustrierter Index | ③ • Master Section No. Index
• Index des Numéros des
Sections Totale
• Índice del Número de la
Sección Maestra
• Hauptabschnittsnummer-
Index |
| ④ • Section No. Index for
the Column
• Index des Numéros des
Sections pour les Colonnes
• N° de la Sección para el
Artículo
• Abschnittsnummer Index
für die Spalten | ⑤ • Illustration & Text
• Illustrations et Textes
• Ilustración y Texto
• Abbildung und Text | ⑥ Part No. Index
• Index des Numéros des
Pièces
• Índice del N° de Pieza
• Teile-Nr.-Index |
| ⑦ • Alphabetical Index
• Index Alphabétique
• Índice Alfabético
• Alphabetischer Index | ⑧ • Model Identification
• Identification des Modèles
• Identificación del Modelo
• Modell-Kennzeichnung | ⑨ • Vehicle Identification
System
• Système d'Identification de
Véhicule
• Sistema de Identificación de
Vehículo
• Fahrzeug-Identifikations-
system |

PICTORIAL INDEX







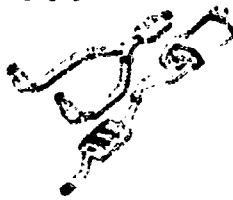


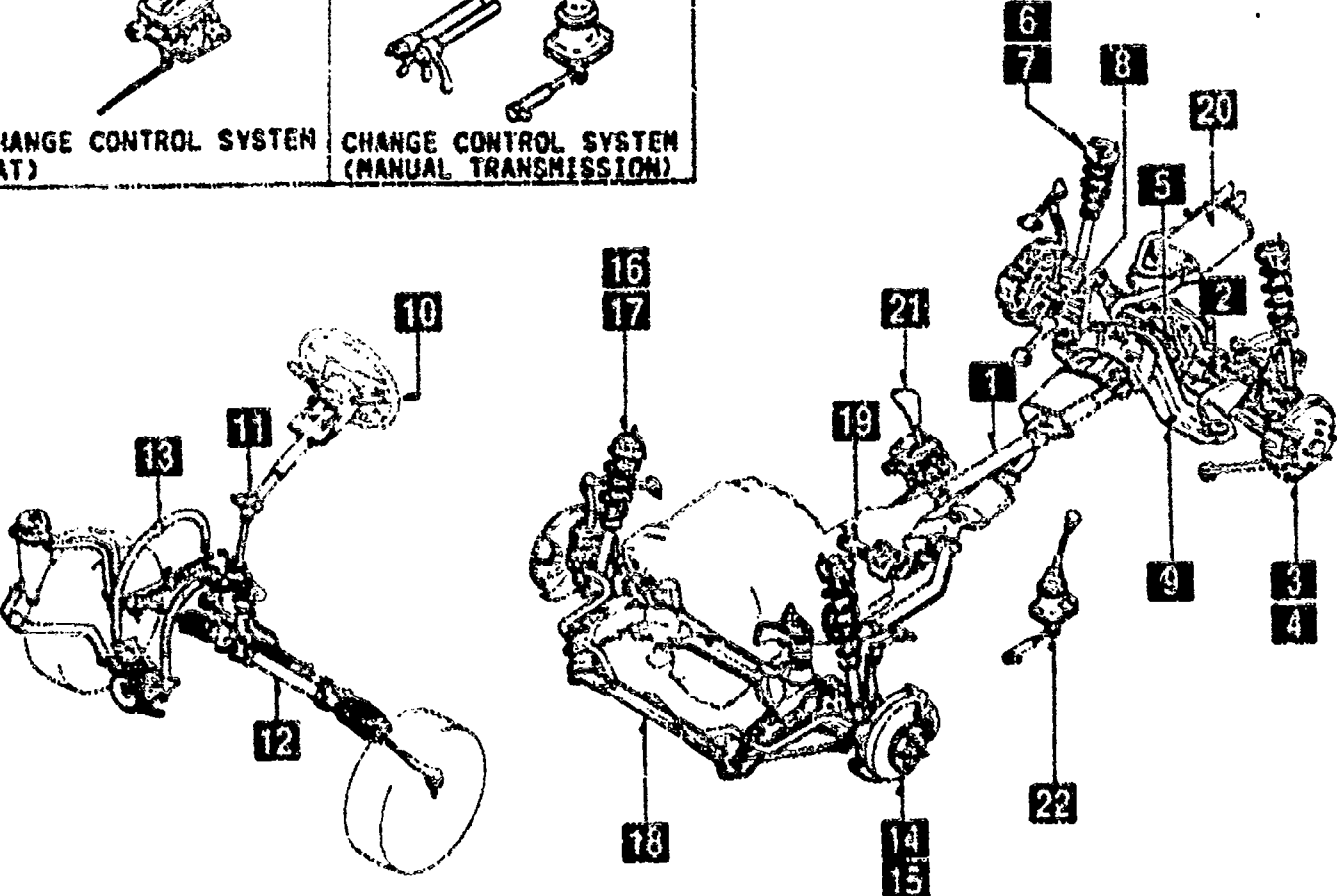











1000  SHORT ENGINE & GASKET SETS	1 1010  CYLINDER HEAD & COVER	2 1030  CYLINDER BLOCK	3 1040  OIL PAN & TIMING COVER	4 1100  PISTON, CRANKSHAFT & FLYWHEEL	5 1200  VALVE SYSTEM
18 3900  ENGINE & TRANSMISSION MOUNTINGS	19 4600  CHANGE CONTROL SYSTEM (AT)	<div data-bbox="1330 663 1792 752"> ENGINE (1/2) </div> 			6 1400  OIL PUMP & FILTER
17 1960  GASKET & SEAL KIT (AUTOMATIC)					7 1600  CLUTCH DISC & COVER (MANUAL)
16 1950  MANUAL LINKAGE SYSTEM (AUTOMATIC)					8 1700  TRANSMISSION CASE (MANUAL)
15 1940  GOVERNOR, LOW & REVERSE PISTON (AUTOMATIC)	14 1930  CLUTCHES & PLANETARY GEARS (AUTOMATIC)	13 1925  CONTROL VALVE (AUTOMATIC)	12 1920  TRANSMISSION CASE & MAIN CONTROL SYSTEM (AUTOMATIC)	11 1910  TORQUE CONVERTER, OIL PUMP & PIPINGS (AUTOMATIC)	10 1720  CHANGE CONTROL SYSTEM (MANUAL)

As this illustration is prepared to be applicable to all models, some parts are different in specifications from the parts listed in the parts catalog.

PICTORIAL INDEX







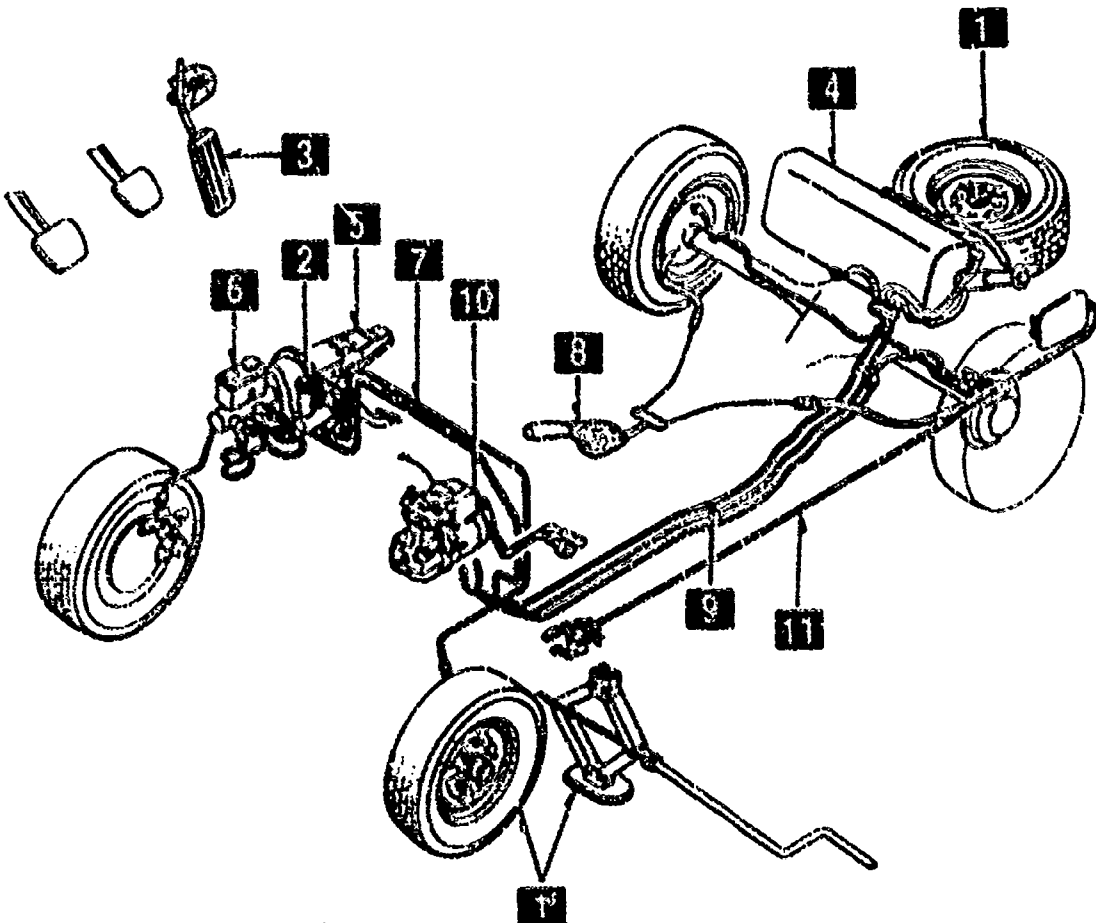


<div>1 1300</div> <div></div> <div>INLET MANIFOLD</div>	<div>2 1310</div> <div></div> <div>EXHAUST MANIFOLD</div>	<div>3 1320</div> <div></div> <div>FUEL SYSTEM</div>	<div>4 1325</div> <div></div> <div>FUEL DISTRIBUTOR</div>	<div>5 1330</div> <div></div> <div>AIR CLEANER</div>	<div>6 1364</div> <div></div> <div>THROTTLE BODY</div>	
<div>ENGINE (2/2)</div> <div></div> <div>As this illustration is prepared to be applicable to all models, some parts are different in specifications from the parts listed in this parts Catalog.</div>						<div>7 1370</div> <div></div> <div>EMISSION CONTROL SYSTEM (INLET SIDE)</div>
						<div>8 1500</div> <div></div> <div>COOLING SYSTEM</div>
						<div>9 1580</div> <div></div> <div>BRACKET, PULLEY & BELT</div>
<div>11 4000</div> <div></div> <div>EXHAUST SYSTEM</div>	<div>13 1850</div> <div></div> <div>BATTERY</div>	<div>12 1840</div> <div></div> <div>STARTER</div>	<div>14 1830</div> <div></div> <div>ALTERNATOR</div>	<div>10 1800</div> <div></div> <div>ENGINE ELECTRICAL SYSTEM</div>		

PICTORIAL INDEX




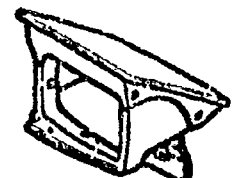
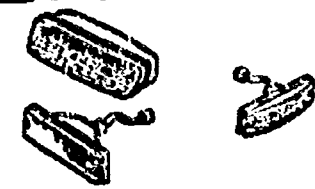


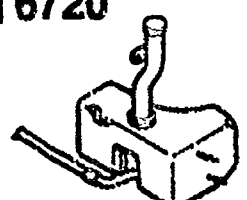
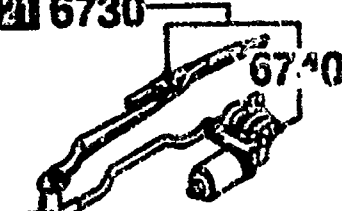
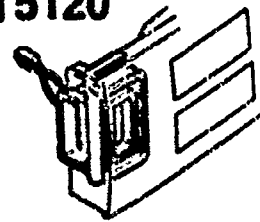

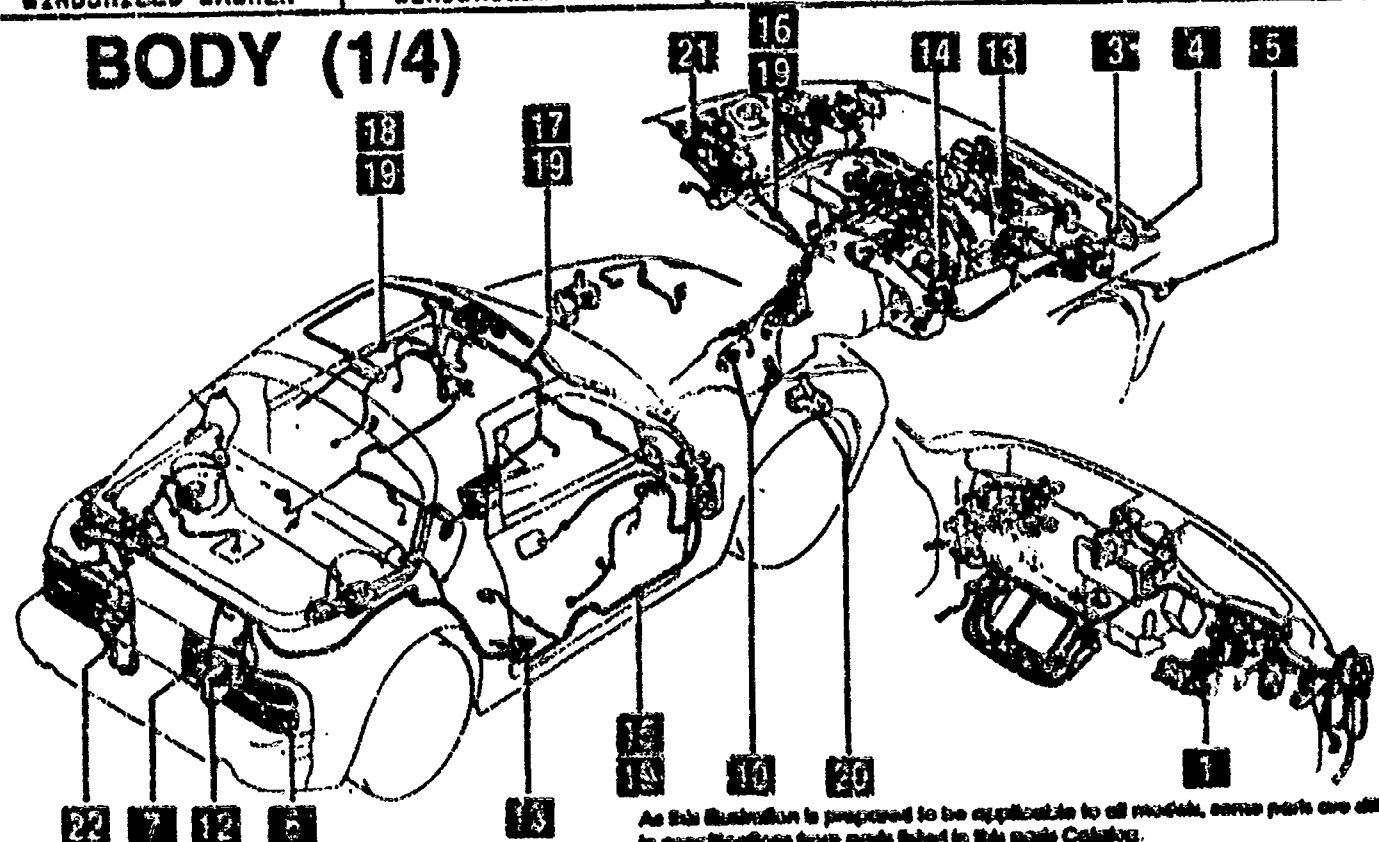









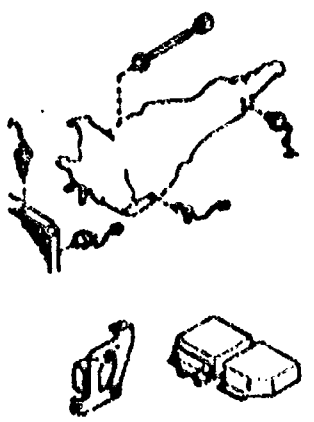
1 2505  REAR PROPELLER SHAFT	2 2550  REAR DRIVE SHAFT	3 2600  REAR AXLE	4 2610  REAR BRAKE MECHANISMS	5 2710  REAR DIFFERENTIALS	6 2800  REAR SUSPENSION MECHANISMS	
20 4000  EXHAUST SYSTEM	21 4600  CHANGE CONTROL SYSTEM (AT)	22 1720 <small>Given in Engine Group</small>  CHANGE CONTROL SYSTEM (MANUAL TRANSMISSION)	CHASSIS (1/2) 			7 2801  REAR SPRING & DAMPER
13 3900  ENGINE & T/MISSION MOUNTINGS				8 2810  REAR STABILIZER		
13 3410  CROSSMEMBER & STABILIZER				9 2830  REAR LOWER ARMS & SUB FRAME		
17 3401  FRONT SPRING & DAMPER				10 3200  STEERING WHEEL		
13 3400  FRONT SUSPENSION MECHANISMS				13 3310  FRONT BRAKE MECHANISMS	14 3300  FRONT AXLE	13 3240  POWER STEERING SYSTEM (FRONT)

As this illustration is prepared to be applicable to all models, some parts are different in specifications from parts listed in this parts Catalog



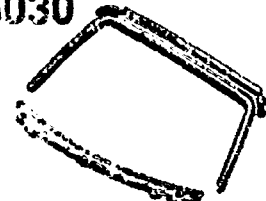

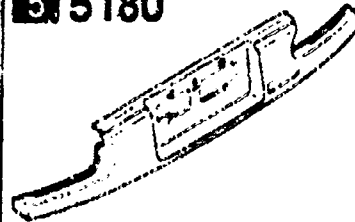





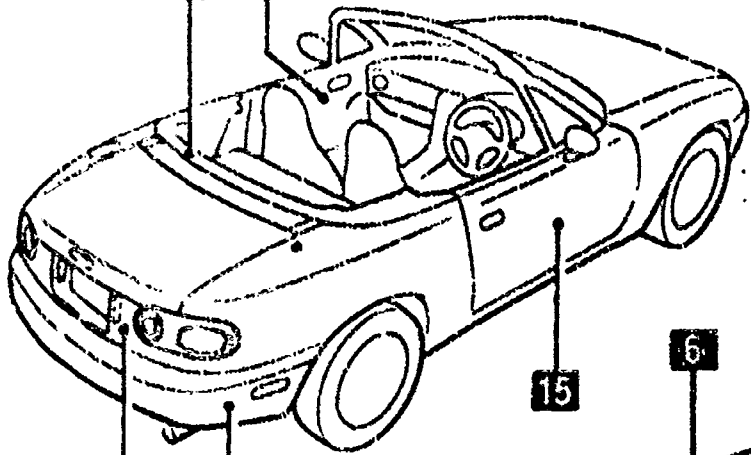
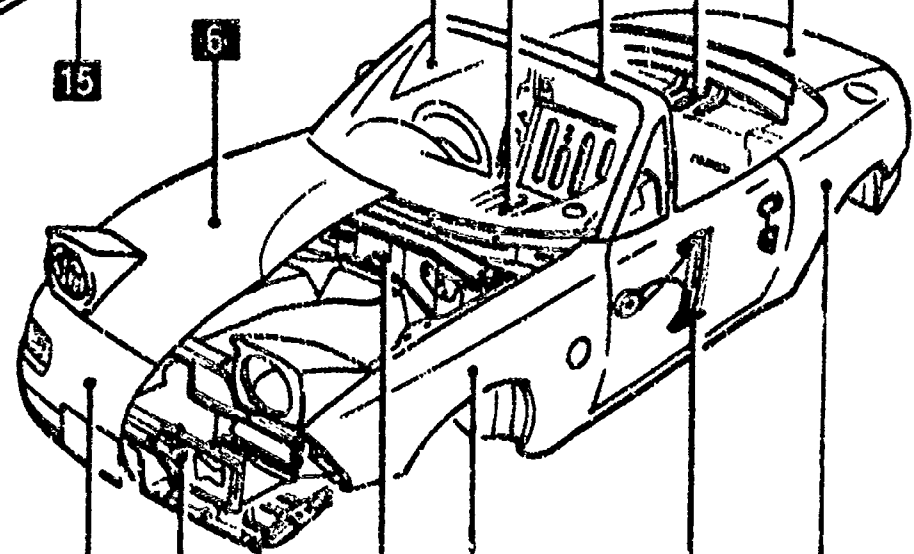
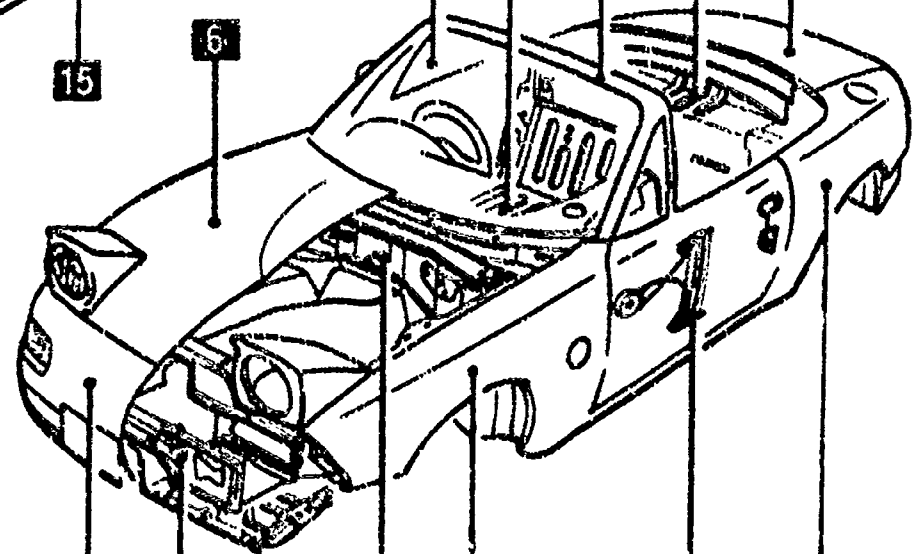
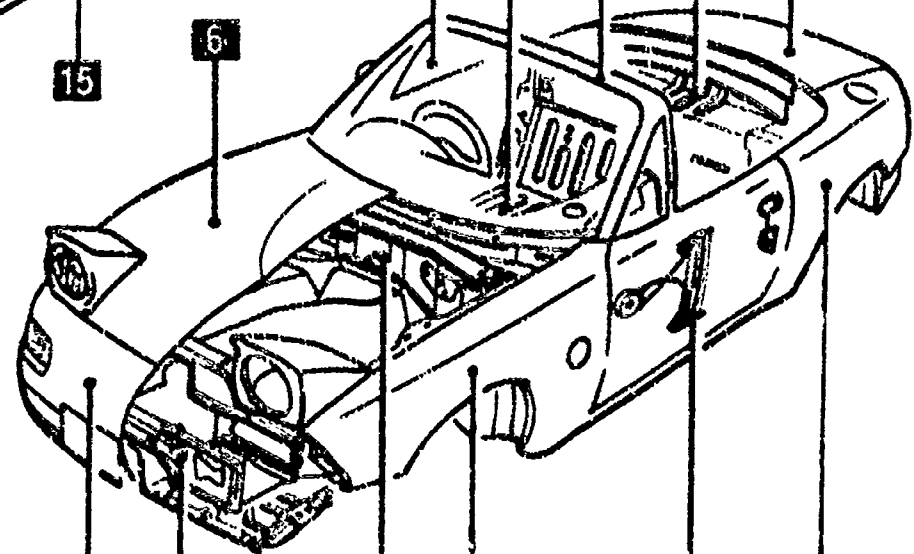






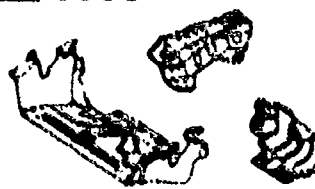


PICTORIAL INDEX

<div>1 3700</div> <div></div> <div>TIRES & JACK</div>	<div>2 4140</div> <div></div> <div>CLUTCH RELEASE & MASTER CYLINDERS (MANUAL TRANSMISSION)</div>	<div>4145</div> <div></div> <div>CLUTCH PIPINGS (MANUAL TRANSMISSION)</div>	<div>3 4160</div> <div></div> <div>ACCELERATOR CONTROL SYSTEM</div>	<div>4 4200</div> <div></div> <div>FUEL TANK</div>	<div>5 4300</div> <div></div> <div>CLUTCH & BRAKE PEDALS</div>	
<div>CHASSIS (2/2)</div> <div></div> <div>As this illustration is prepared to be applicable to all models, some parts are different in specifications from parts listed in this parts Catalog.</div>						
			<div>11 4210</div> <div></div> <div>FUEL LID OPENER</div>	<div>10 4370</div> <div></div> <div>ANTILOCK BRAKE SYSTEM</div>		

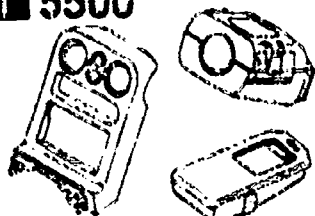




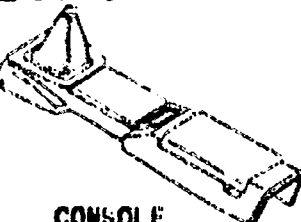
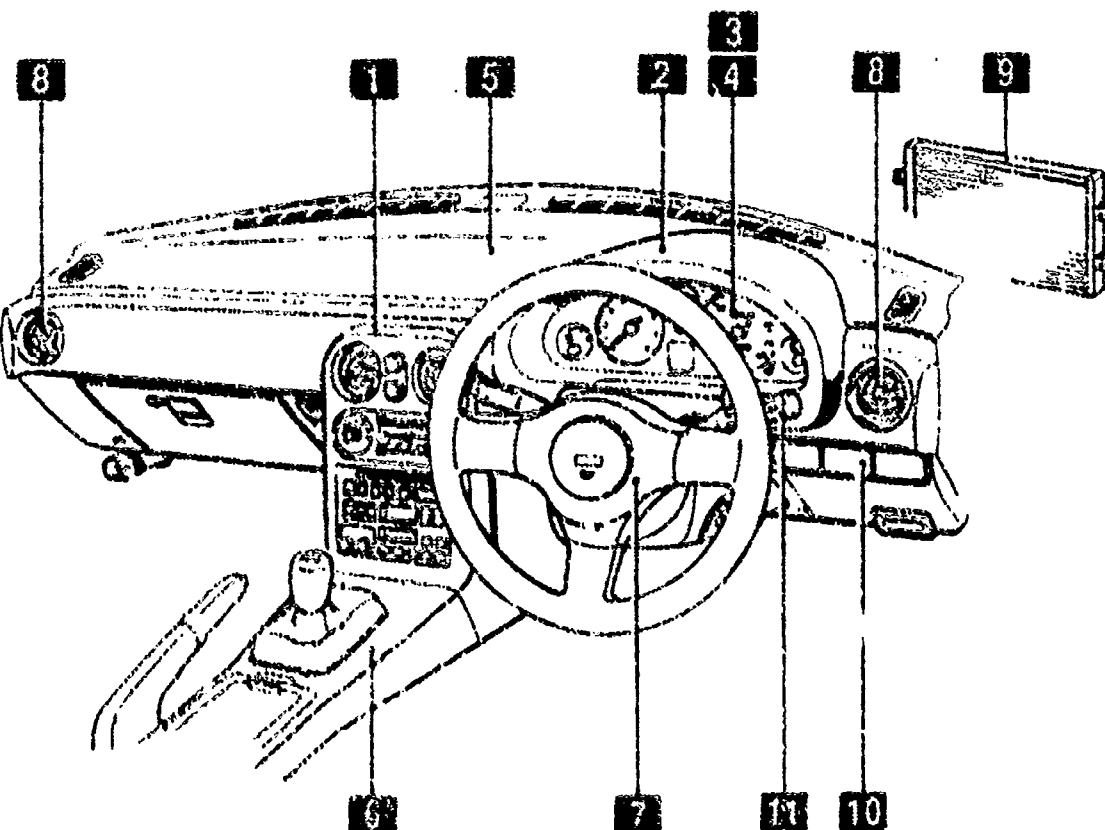

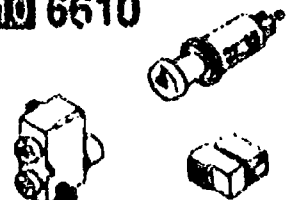
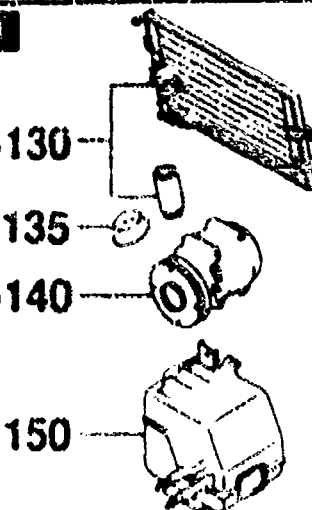
PICTORIAL INDEX

1 0900  KEY SETS	2 	3 5100  HEAD LAMPS	4 5103  HEAD LAMP RETRACTORS	5 5105  FRONT COMBINATION LAMPS	6 5110  REAR COMBINATION LAMPS
19 6704  WIRING HARNESS CLAMPS	20 6720  WINDSHIELD WASHER	21 6730  WINDSHIELD WIPERS			7 5120  LICENSE LAMPS
18 6703  WIRING HARNESSES (DOOR, FLOOR/CEILING)	<div style="text-align: center;"> BODY (1/4)  <p style="font-size: small;">As this illustration is prepared to be applicable to all models, some parts are different in specifications from parts listed in the parts Catalog.</p> </div>				
17 6702  WIRING HARNESSES (DASHBOARD)					8 
16 6701  WIRING HARNESSES (ENGINE & T/MISSION)					9 
15 6700  WIRING HARNESSES (FRONT & REAR)	14 6640  AUTO CRUISE CONTROL SYSTEM	13 6635  DOOR SWITCH & HORNS	12 6630  RELAYS & UNIT (BODY)	11 	10 F600  SWITCHES & RELAYS (ENGINE)





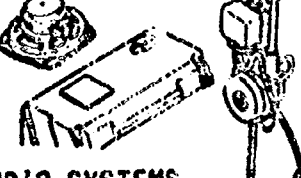
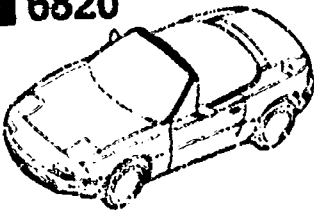
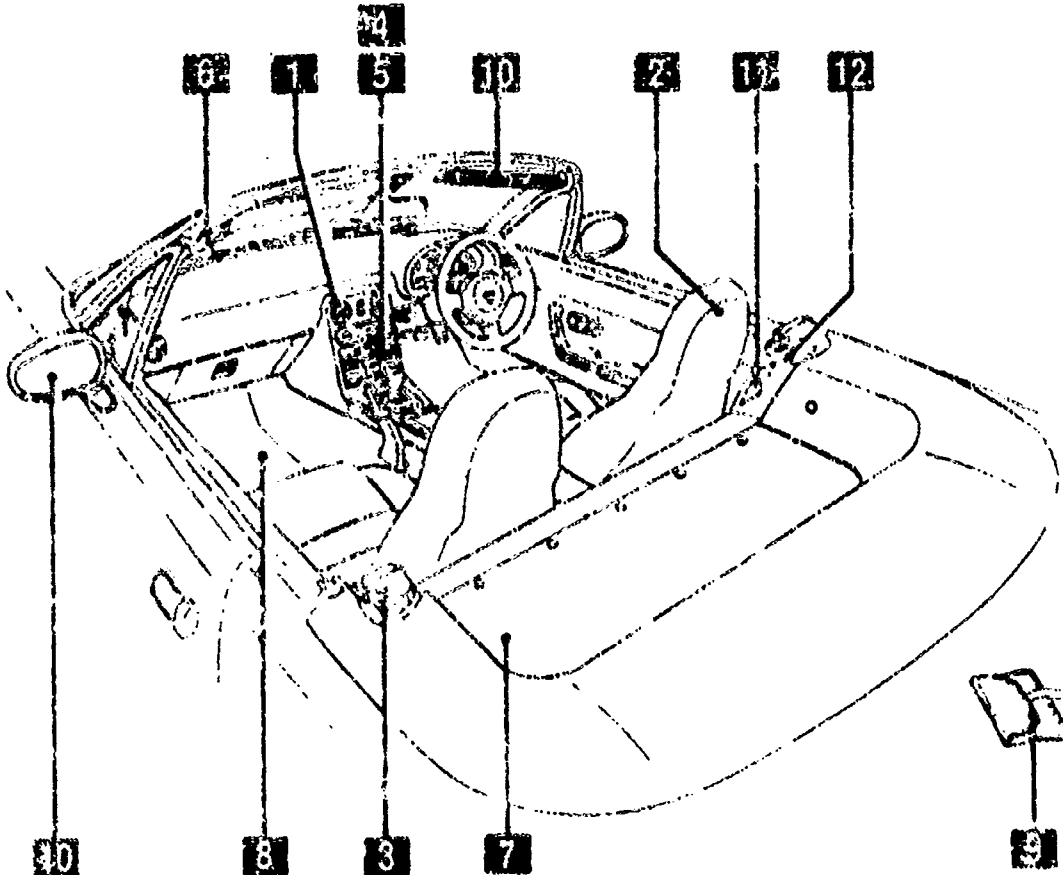


PICTORIAL INDEX

1 5000  FRONT BUMPER	2 5010  REAR BUMPER	3 5030  WINDOW MOULDING & COWL GRILLES	4 5170  ORNAMENTS	5 5180  REAR FINISHER	6 5230  BONNET
<div> 19 6330  SUNROOF </div> <div> 18 6300  WINDOW GLASSES </div> <div> 17 5840  FRONT DOOR TRIMS & RELATED PARTS </div> <div> 16 5830  FRONT DOOR MECHANISMS </div>					
<div> 19 17  15  18 12 13 3 11 7  1 6 14 10 9 16 11  </div>					
<div> 7 5260  TRUNK LID </div> <div> 8 5310  BODY PANELS (FRONT) </div> <div> 9 5320  BODY PANELS (FENDER & WHEEL APRON) </div> <div> 10 5330  BODY PANELS (DASH & COWL PANEL) </div> <div> 11 5340  BODY PANELS (SIDE) </div>					
<div> 15 5800  FRONT DOORS </div> <div> 14 5390  FLOOR ATTACHMENTS </div> <div> 13 5380  FLOOR ATTACHMENTS (HOLE COVERS) </div> <div> 12 5370  BODY PANEL (FLOOR) </div>					

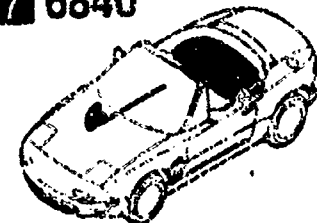
PICTORIAL INDEX

1 5500  DASHBOARD EQUIPMENTS	2 5520  METER HOOD	3 5530  SPEEDOMETER CABLE	4 5540  METER COMPONENTS	5 5560  DASHBOARD & RELATED PARTS	6 5570  CONSOLE
<div data-bbox="1138 652 1534 729" style="text-align: center;"> BODY (3/4) </div> 					
			11 6611  COMBINATION SWITCH	10 6610  DASHBOARD SWITCHES	9  AIR CONDITIONER

PICTORIAL INDEX


1 5580  VENTILATOR	2 5700  SEATS	3 5790  SEAT BELTS	4 6690  AUDIO SYSTEMS (RADIO & TAPE DECK)	5 6682  AUDIO SYSTEMS (ANTENNA & SPEAKER)	6 6820  FRONT HEADER TRIM & PILLAR TRIMS
<div data-bbox="1146 685 1539 767" data-label="Section-Header"> <h3>BODY (4/4)</h3> </div>  <p data-bbox="1243 1729 2037 1776">As this illustration is prepared to be applicable to all models, some parts are different in specifications from parts listed in this parts Catalog</p>					
				12 7250  QUARTER WINDOW & TRIMS	11 6930  CAUTION PLATES & LABELS

7 6840



TRIMS & SCUFF PLATES

8 6860



FLOOR MATS & PADS

9 6870



SERVICE TOOLS

10 6900



**VISORS, ASSIST
HANDLES & MIRRORS**

SECTION NAME INDEX (ENGINE)

LO.NO	SEC.NO	SECTION NAME	LO.NO	SEC.NO	SECTION NAME	LO.NO	SEC.NO	SECTION NAME
1-C03	1000	ENGINE & GASKET SETS						
1-E03	1010	CYLINDER HEAD & COVER						
1-H03	1030	CYLINDER BLOCK						
1-J03	1040	OIL PAN & TIMING COVER						
1-L03	1100	PISTON, CRANKSHAFT & FLYWHEEL						
1-C04	1200	VALVE SYSTEM						
1-E04	1300	INLET MANIFOLD						
1-F04	1310	EXHAUST MANIFOLD						
1-G04	1320	FUEL SYSTEM						
1-I04	1325	FUEL DISTRIBUTOR						
1-J04	1330	AIR CLEANER						
1-L04	1364	THROTTLE BODY						
1-M04	1370	EMISSION CONTROL SYSTEM (INLET SIDE)						
1-N04	1400	OIL PUMP & FILTER						
1-D05	1500	COOLING SYSTEM						
1-G05	1580	BRACKET, PULLEY & BELT						
1-C06	1600	CLUTCH DISC & COVER (MANUAL)						
1-D06	1700	TRANSMISSION CASE (MANUAL)						
1-F06	1710	TRANSMISSION GEARS (MANUAL)						
1-K06	1720	CHANGE CONTROL SYSTEM (MANUAL)						
1-N06	1800	ENGINE ELECTRICAL SYSTEM						
1-D07	1830	ALTERNATOR						
1-F07	1840	STARTER						
1-H07	1850	BATTERY						
1-I07	1910	TORQUE CONVERTER, OIL PUMP & PIPINGS (AUTOMATIC)						
1-L07	1920	TRANSMISSION CASE & MAIN CONTROL SYSTEM (AUTOMATIC)						
1-F08	1925	CONTROL VALVE (AUTOMATIC)						
1-J08	1930	CLUTCHES & PLANETARY GEARS (AUTOMATIC)						
1-E09	1940	GOVERNOR, LOW & REVERSE PISTON (AUTOMATIC)						
1-H09	1950	MANUAL LINKAGE SYSTEM (AUTOMATIC)						
1-J09	1960	GASKET & SEAL KIT (AUTOMATIC)						

SECTION NAME INDEX (CHASSIS)

LO.NO	SEC.NO	SECTION NAME	LO.NO	SEC.NO	SECTION NAME	LO.NO	SEC.NO	SECTION NAME
1-C11	2505	REAR PROPELLER SHAFT	1-E16	4300A	BRAKE PEDALS (AUTOMATIC TRANSMISSION)			
1-D11	2550	REAR DRIVE SHAFT	1-G16	4340	BRAKE MASTER CYLINDER & POWER BRAKE (W/O ANTI LOCK BRAKE SYSTEM)			
1-E11	2600	REAR AXLE	1-I16	4340 A	BRAKE MASTER CYLINDER & POWER BRAKE (ANTI LOCK BRAKE SYSTEM)			
1-F11	2610	REAR BRAKE MECHANISMS	1-K16	4360	BRAKE PIPINGS (W/O ANTI LOCK BRAKE SYSTEM)			
1-I11	2710	REAR DIFFERENTIALS (NORMAL DIFF.)	1-M16	4360 A	BRAKE PIPINGS (ANTI LOCK BRAKE SYSTEM)			
1-M11	2710 A	REAR DIFFERENTIALS (LIMITED SLIP DIFF.)	2-C03	4370	ANTILOCK BRAKE SYSTEM			
1-E12	2800	REAR SUSPENSION MECHANISMS	2-E03	4400	PARKING BRAKE SYSTEM			
1-F12	2801	REAR SPRING & DAMPER	2-G03	4500	FUEL PIPINGS			
1-G12	2810	REAR STABILIZER	2-I03	4600	CHANGE CONTROL SYSTEM (AT)			
1-H12	2830	REAR LOWER ARMS & SUB FRAME						
1-J12	3200	STEERING WHEEL						
1-K12	3210	STEERING COLUMN & SHAFTS						
1-L12	3220	STEERING GEAR (W/O POWER STEERING)						
1-N12	3220 A	STEERING GEAR (W/ POWER STEERING)						
1-E13	3240	POWER STEERING SYSTEM						
1-G13	3300	FRONT AXLE (W/O ANTI LOCK BRAKE SYSTEM)						
1-H13	3300 A	FRONT AXLE (ANTI LOCK BRAKE SYSTEM)						
1-I13	3310	FRONT BRAKE MECHANISMS						
1-K13	3400	FRONT SUSPENSION MECHANISMS						
1-M13	3401	FRONT SPRING & DAMPER						
1-N13	3410	CROSSMEMBER & STABILIZER						
1-C14	3700	TIRES & JACK						
1-C15	3900	ENGINE & 1/MISSION MOUNTINGS						
1-D15	4000	EXHAUST SYSTEM						
1-F15	4140	CLUTCH RELEASE & MASTER CYLINDERS (MANUAL TRANSMISSION)						
1-G15	4145	CLUTCH PIPINGS (MANUAL TRANSMISSION)						
1-H15	4160	ACCELERATOR CONTROL SYSTEM						
1-I15	4200	FUEL TANK						
1-M15	4210	FUEL LID OPENER						
1-N15	4300	CLUTCH & BRAKE PEDALS (MANUAL TRANSMISSION)						

SECTION NAME INDEX (BODY)

LO.NO	SEC.NO	SECTION NAME	LO.NO	SEC.NO	SECTION NAME	LO.NO	SEC.NO	SECTION NAME
2-C05	0900	KEY SETS	2-D13	6110	HEATER UNIT COMPONENTS	3-M04	7250	QUARTER WINDOW & TRIMS
2-E05	5000	FRONT BUMPER	2-E13	6115	HEATER CONTROLS COMPONENTS			
2-H05	5010	REAR BUMPER	2-G13	6120	HEATER BLOWER COMPONENTS			
2-J05	5030	WINDOW MOULDING & COWL GRILLES	2-H13	6130	AIR CONDITIONER			
2-K05	5100	HEAD LAMPS	2-M13	6135	O RING SET,PIPING			
2-L05	5103	HEAD LAMP RETRACTORS	2-N13	6140	COMPRESSOR COMPONENTS (AIR CON DITIONER)			
2-C06	5105	FRONT COMBINATION LAMPS	2-D14	6150	COOLING UNIT (AIR CONDITIONER)			
2-E06	5110	REAR COMBINATION LAMPS	2-E14	6300	WINDOW GLASSES			
2-H06	5120	LICENSE LAMPS	2-F14	6330	SUNROOF			
2-I06	5170	ORNAMENTS	2-D15	6400	SWITCHES & RELAYS (ENGINE)			
2-J06	5180	REAR FINISHER	2-G15	6610	DASHBOARD SWITCHES			
2-K06	5230	BONNET	2-H15	6611	COMBINATION SWITCH			
2-M06	5260	TRUNK LID	2-I15	6630	RELAYS & UNIT (BODY)			
2-N06	5310	FRONT PANELS	2-K15	6635	DOOR SWITCH & HORNS			
2-C07	5320	FENDER & WHEEL APRON PANELS	2-L15	6640	AUTO CRUISE CONTROL SYSTEM			
2-E07	5330	DASH & COWL PANELS	2-M15	6680	AUDIO SYSTEMS (RADIO & TAPE DE CK)			
2-F07	5340	SIDE PANELS	2-F16	6682	AUDIO SYSTEMS (ANTENNA & SPEAK ER)			
2-K07	5370	FLOOR PANELS	2-H16	6700	WIRING HARNESSES(FRONT & REAR)			
2-N07	5380	FLOOR ATTACHMENTS (HOLE COVERS)	2-J16	6701	WIRING HARNESSES(ENGINE & T/MI SSION)			
2-C08	5390	FLOOR ATTACHMENTS	2-L16	6702	WIRING HARNESSES(DASHBOARD)			
2-C09	5500	DASHBOARD EQUIPMENTS	2-M16	6703	WIRING HARNESSES(DOOR,FLOOR/CE ILING)			
2-E09	5520	METER HOOD	3-C03	6704	WIRING HARNESS CLAMPS			
2-F09	5530	SPEEDOMETER CABLE	3-F03	6720	WINDSHIELD WASHER			
2-G09	5540	METER COMPONENTS	3-J03	6730	WINDSHIELD WIPERS			
2-I09	5560	DASHBOARD & RELATED PARTS	3-L03	6740	WIPER MOTOR COMPONENTS(FRONT)			
2-L09	5570	CONSOLE	3-M03	6820	FRONT HEADER TRIM & PILLAR TRI MS			
2-C10	5580	VENTILATOR	3-N03	6840	TRIMS & SCUFF PLATES			
2-E10	5700	SEATS	3-D04	6860	FLOOR MATS & PADS			
2-D11	5790	SEAT BELTS	3-G04	6870	SERVICE TOOLS			
2-E11	5795	AIR BAG	3-M04	6900	VISORS,ASSIST HANDLES & MIRROR S			
2-G11	5800	FRONT DOORS	3-K04	6930	CAUTION PLATES & LABELS			
2-J11	5830	FRONT DOOR MECHANISMS						
2-N11	5840	FRONT DOOR TRIMS & RELATED PAR TS						
2-C13	6100	HEATER						

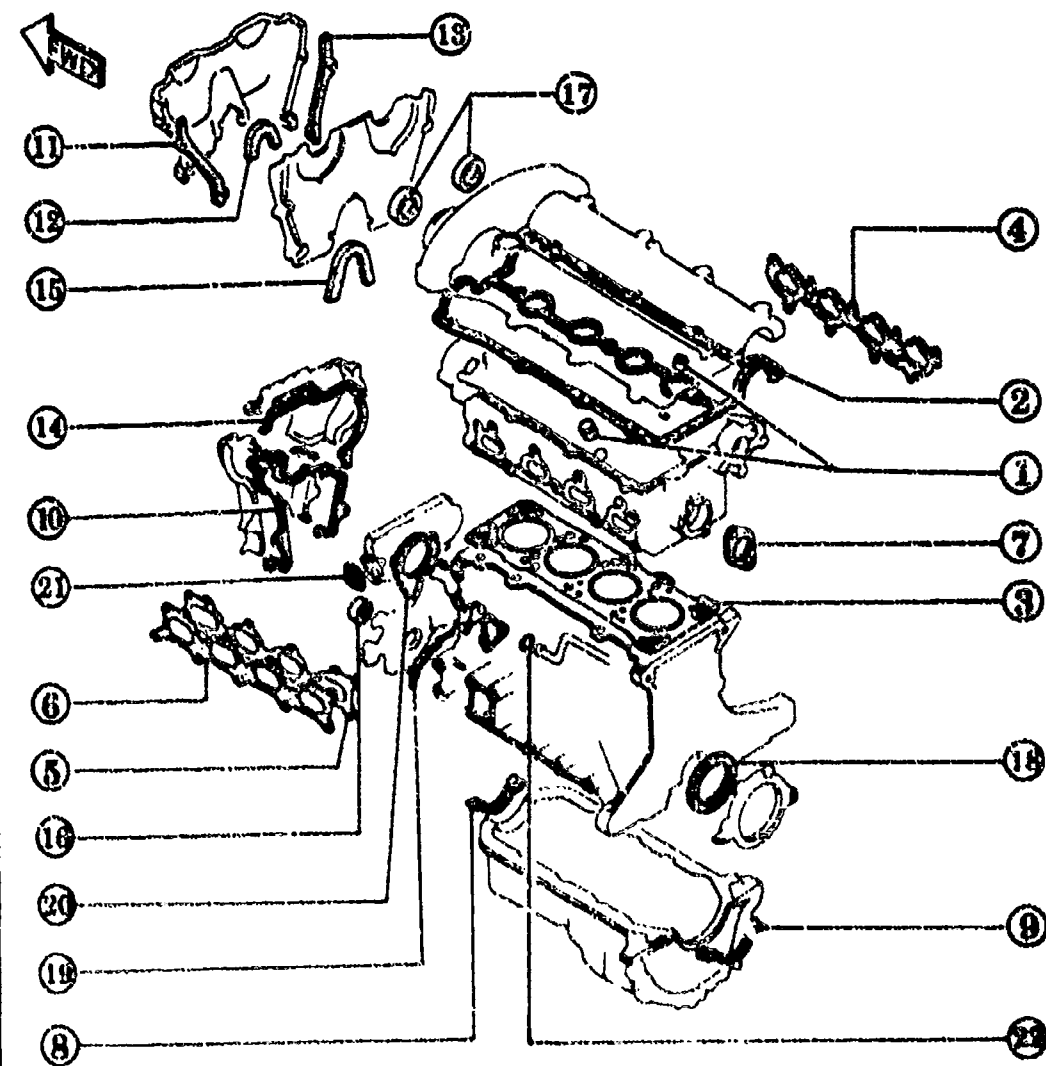
(THIS ILLUSTRATION CONSISTS OF 2 PAGES)

10-271S

- 1-SEAL, VALVE.....(16)
- 2-GASKET, HEAD COVER.....(1)
- 3-GASKET, CYLINDER HEAD.....(1)
- 4-GASKET, IN. MANIFOLD.....(1)
- 5-GASKET, EX. MANIFOLD.....(1)
- 6-GASKET, EX. MANIFOLD.....(1)
- 7-GASKET, THERMOSTAT COVER.....(2)
- 8-GASKET, OIL PAN.....(1)
- 9-GASKET, OIL PAN.....(1)
- 10-GASKET, T. B. COVER LWR.....(1)
- 11-GASKET (L).....(1)
- 12-GASKET (INN), TIMING BELT (L).....(1)
- 13-GASKET (C), TIMING BELT (L).....(1)
- 14-GASKET, T. BELT COVER-C.....(1)
- 15-RUBBER SEAL SEAL PLATE.....(1)
- 16-SEAL, OIL.....(1)
- 17-SEAL, OIL.....(2)
- 18-SEAL, OIL CRANKSHAFT.....(1)
- 19-GASKET, OIL PUMP.....(1)
- 20-GASKET, WATER PUMP.....(1)
- 21-GASKET, W. PUMP INLET.....(1)
- 22-RING, "O"-WATER BY-PASS.....(1)

- 1-SEAL, VALVE.....(16)
- 2-GASKET, HEAD COVER.....(1)
- 3-GASKET, CYLINDER HEAD.....(1)
- 4-GASKET, IN. MANIFOLD.....(1)
- 5-GASKET, EX. MANIFOLD.....(1)
- 6-GASKET, EX. MANIFOLD.....(1)
- 7-GASKET, THERMOSTAT COVER.....(2)

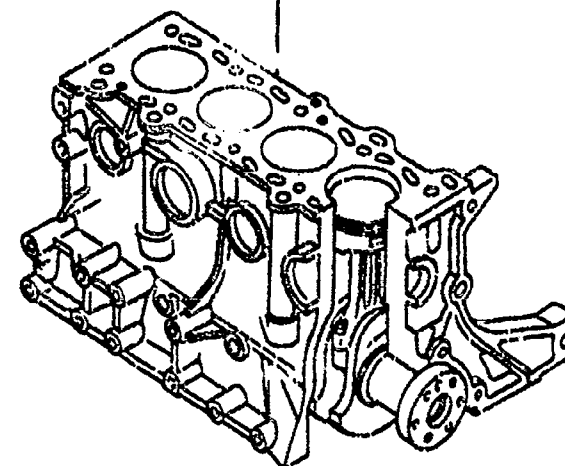
10-235S



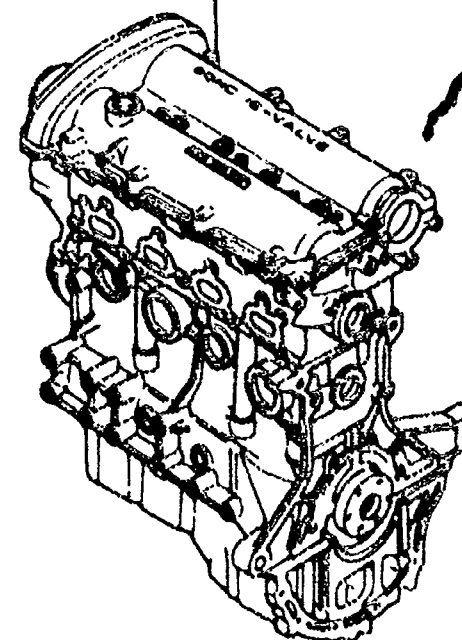
(THIS ILLUSTRATION CONSISTS OF 2 PAGES)

FWD

23-800



02-300



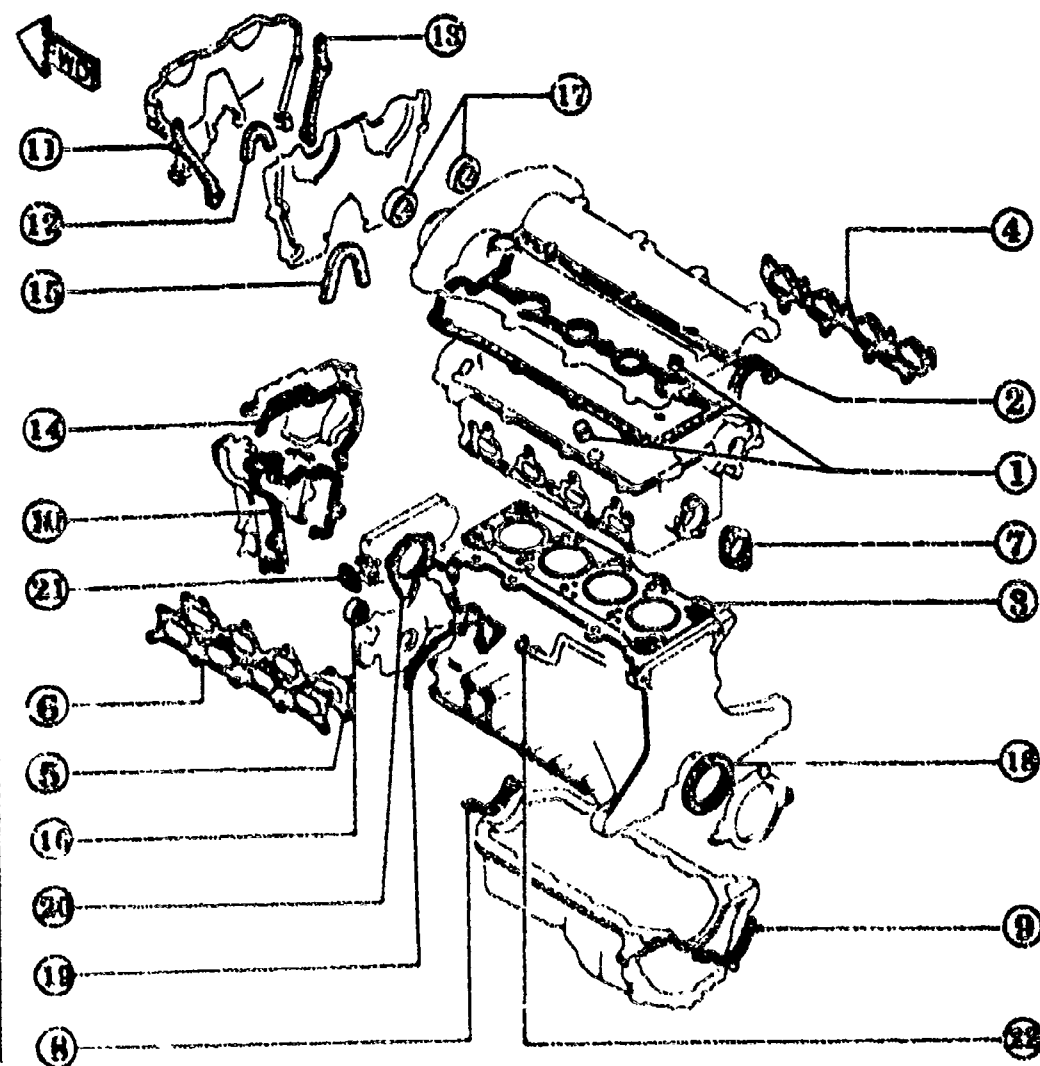
(THIS ILLUSTRATION CONSISTS OF 2 PAGES)

10-271S

- 1-SEAL, VALVE.....(16)
- 2-GASKET, HEAD COVER.....(1)
- 3-GASKET, CYLINDER HEAD.....(1)
- 4-GASKET, IN. MANIFOLD.....(1)
- 5-GASKET, EX. MANIFOLD.....(1)
- 6-GASKET, EX. MANIFOLD.....(1)
- 7-GASKET, THERMOSTAT COVER.....(2)
- 8-GASKET, OIL PAN.....(1)
- 9-GASKET, OIL PAN.....(1)
- 10-GASKET, T. B. COVER LWR.....(1)
- 11-GASKET (L).....(1)
- 12-GASKET (INN), TIMING BELT (L).....(1)
- 13-GASKET (C), TIMING BELT (L).....(1)
- 14-GASKET, T. BELT COVER-C.....(1)
- 15-RUBBER SEAL-SEAL PLATE.....(1)
- 16-SEAL, OIL.....(2)
- 17-SEAL, OIL.....(2)
- 18-SEAL, OIL-CRANKSHAFT.....(1)
- 19-GASKET, OIL PUMP.....(1)
- 20-GASKET, WATER PUMP.....(1)
- 21-GASKET, W. PUMP INLET.....(1)
- 22-RING, "O"-WATER BY-PASS.....(1)

- 1-SEAL, VALVE.....(16)
- 2-GASKET, HEAD COVER.....(1)
- 3-GASKET, CYLINDER HEAD.....(1)
- 4-GASKET, IN. MANIFOLD.....(1)
- 5-GASKET, EX. MANIFOLD.....(1)
- 6-GASKET, EX. MANIFOLD.....(1)
- 7-GASKET, THERMOSTAT COV. R.....(2)

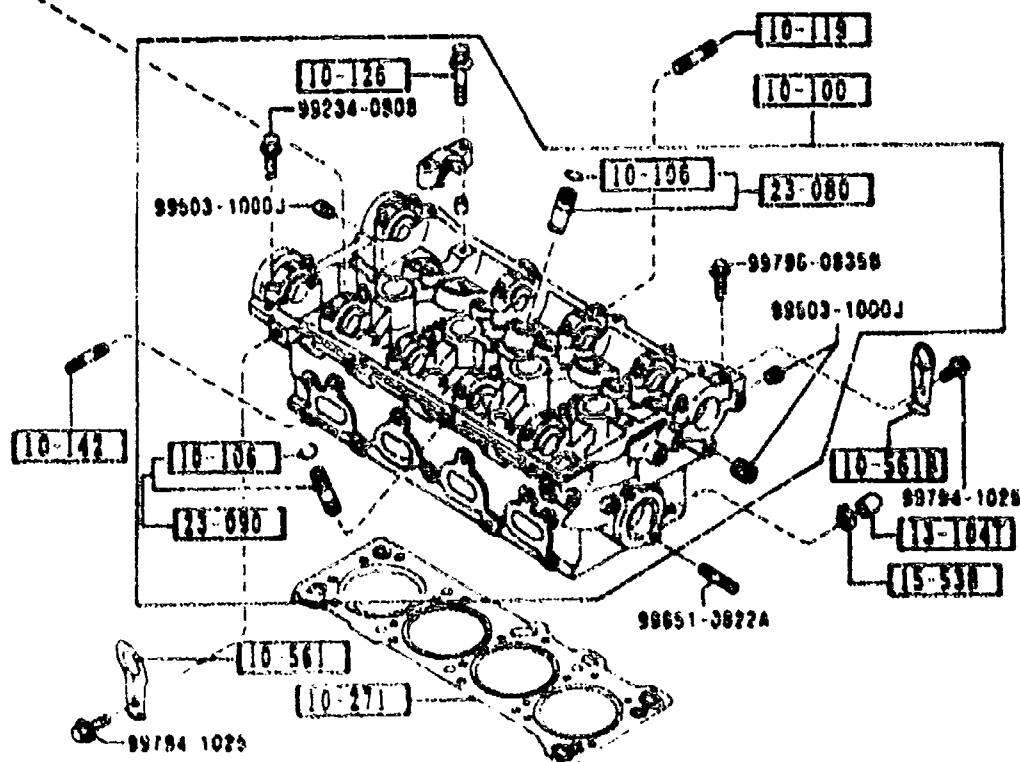
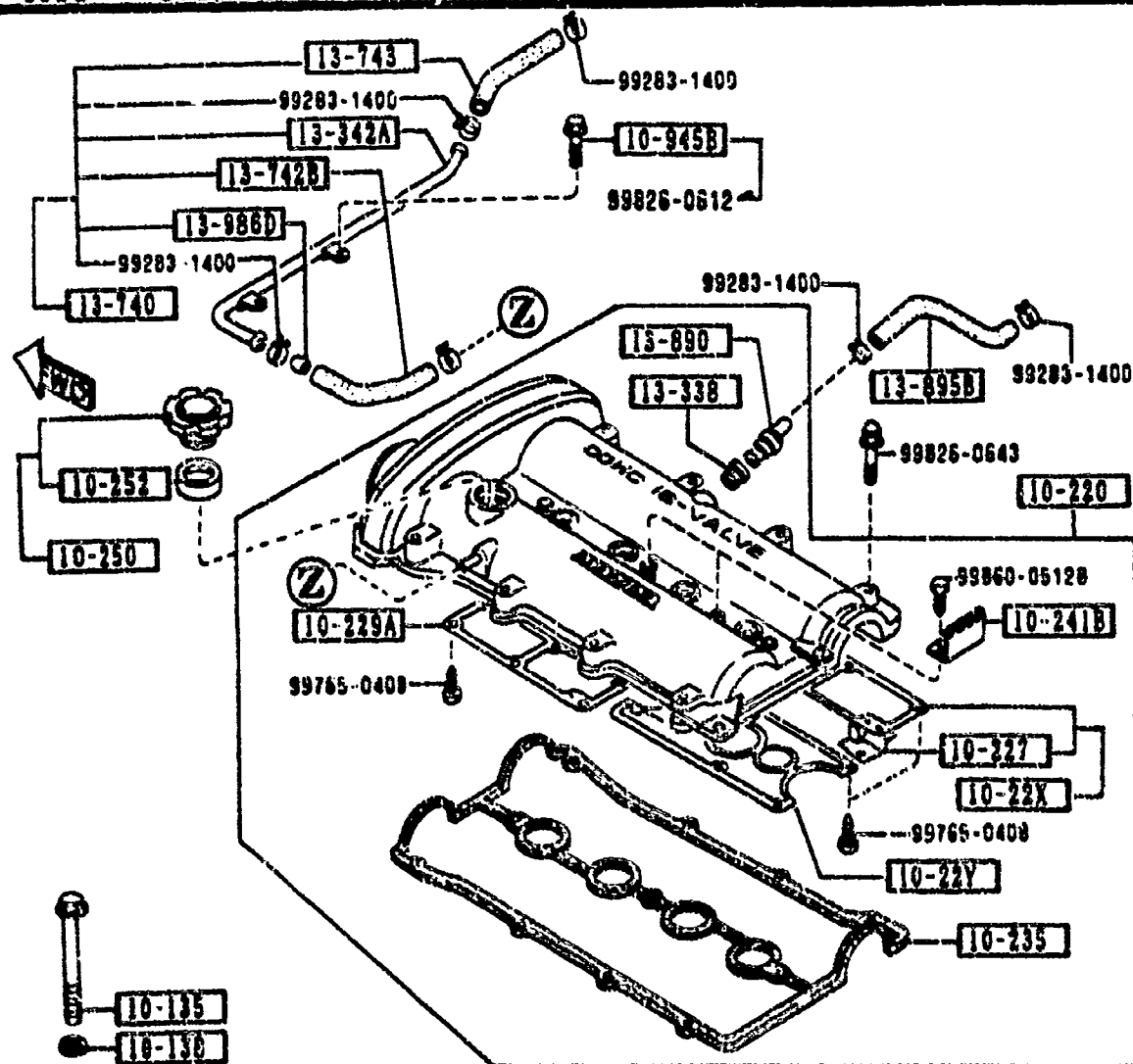
10-235S



PART NO.	QTY	MODEL/RESTRICTION	MODEL/RESTRICTION	MODEL/RESTRICTION	FROM-TO
02-300		ENGINE, PARTIAL			
MB61P-02-300	1	(MT)			3701-
MB64J-02-300	1	(AT)			3701-
10-235S		GASKET SET, CYL. HEAD			
8AN1-10-235A	1				
10-271S		GASKET SET, ENGINE			
8AN1-10-271B	1	NON ASBESTOS			
23-800		ENGINE, SHORT			
B64E-02-200D	1	(MT)			
B64J-02-200B	1	(AT)			

3701 NA351N-423706

1010 CYLINDER HEAD & COVER



1010 -1 CYLINDER HEAD & COVER

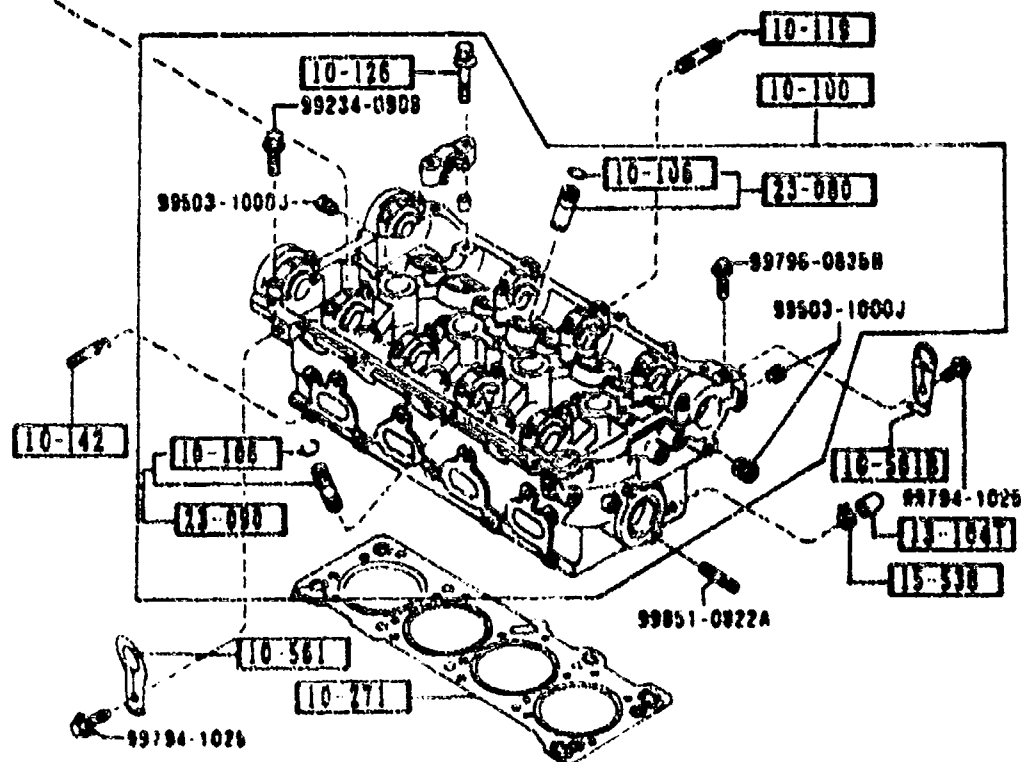
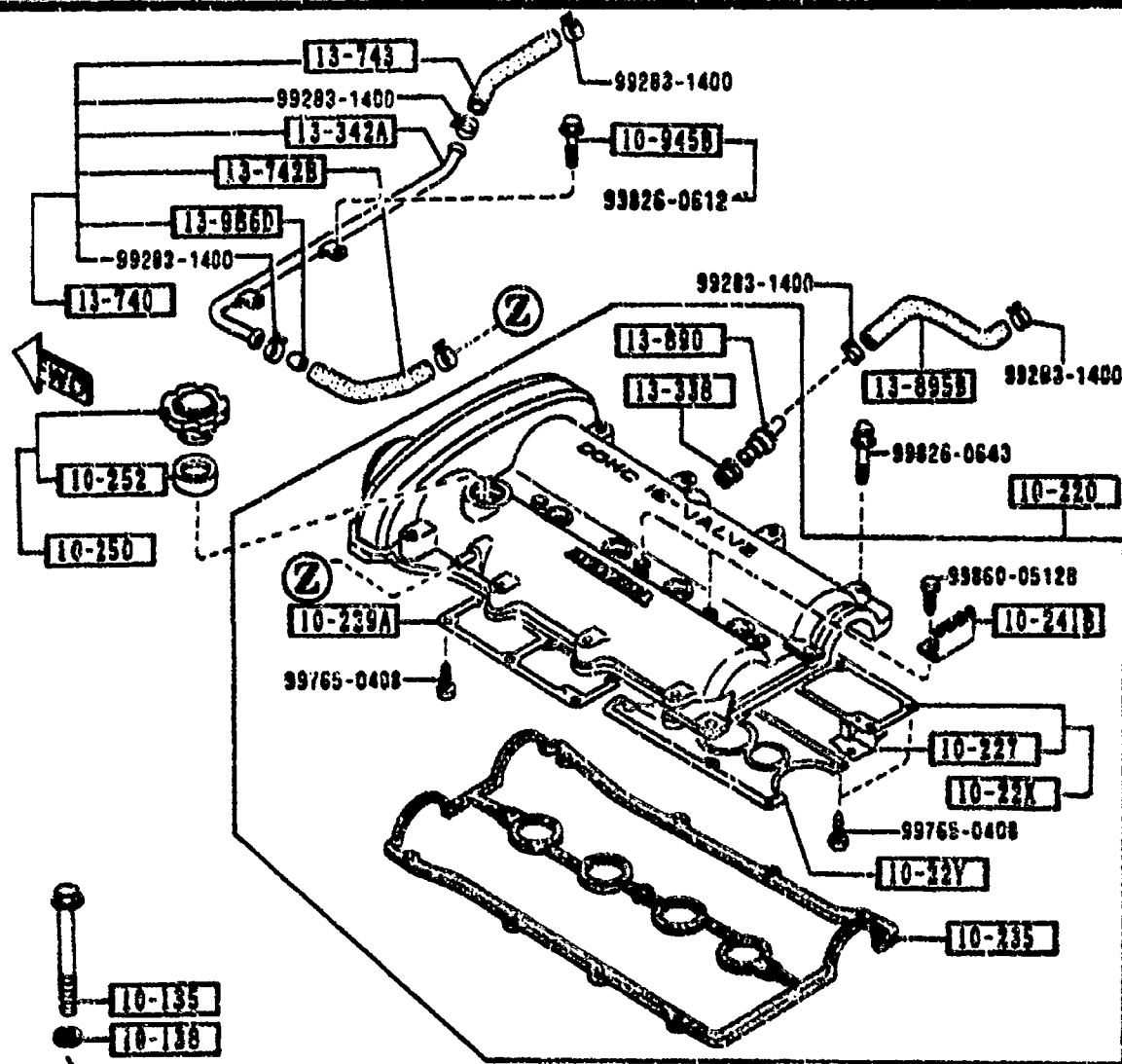
PART NO.	QTY	MODEL/RESTRICTION	MODEL/RESTRICTION	MODEL/RESTRICTION	FROM-TO
10-100	1	HEAD, CYLINDER			-3601
B61P-10-100D A (B61P-10-100F)	1				3601-
B61P-10-100F	1				
10-106	16	CLIP, VALVE GUIDE			
B660-10-106	16				
10-119	3	STUD			
FE4J-13-146	3				
10-126	20	BOLT, CAMSHAFT CAP			
B660-10-126	20				
10-135	10	BOLT, CYLINDER HEAD			
R660-10-135A	10				
10-138	10	WASHER, PLAIN CYL. HE AD			
B630-10-138A	10				
10-142	9	STUD, EX. MANIFOLD			
R661-10-104	9				
10-22X	1	PLATE, OIL BAFFLE-IN. SIDE			
B61P-10-22X	1				
10-22Y	1	PLATE, OIL BAFFLE-EX.			
B657-10-22Y	1				
10-220	1	COVER, CYLINDER HEAD			
B61P-10-2100	1				
10-227	1	PLATE, BAFFLE			
B61P-10-227	1				
10-229A	2	PLATE, OIL BAFFLE			
B657-10-225	2				
10-235	1	GASKET, HEAD COVER NON ASBESTOS			
B61P-10-235A	1				

3601 NA351W-42220

CAT. AUMA03-04

1994-10

1010 CYLINDER HEAD & COVER



1010 -2 CYLINDER HEAD & COVER

PART NO.	QTY	MODEL/RESTRICTION	MODEL/RESTRICTION	MODEL/RESTRICTION	FROM-TO
10-241B 8660-10-241	2	PROTECTOR, HT. CORD-S. TANK			
10-250 0453-10-250A	1	CAP, OIL FILLER			
10-252 0324-10-252	1	GASKET			
10-271 06F4-10-271A	1	GASKET, CYLINDER HEAD NON ASBESTOS			
10-561 8660-10-561	1	HANGER, ENGINE			
10-561B 061P-10-565	1	HANGER, ENGINE-REAR			
10-945B 061P-13-366	2	BOLT			
13-104T FEA7-13-104	1	CAP, SEALING			
13-338 E301-13-338A	1	SEAL, RUBBER			
13-342A 061P-13-74XA	1	PIPE, VENTILATION			
13-740 061P-13-740A	1	HOSE, VENT.-PURGE CON T. V.			
13-742B 061P-13-742A	1	HOSE, VENTILATION			
13-743 061P-13-743A	1	HOSE, VENTILATION			
13-890		VALVE, P.C.V.			

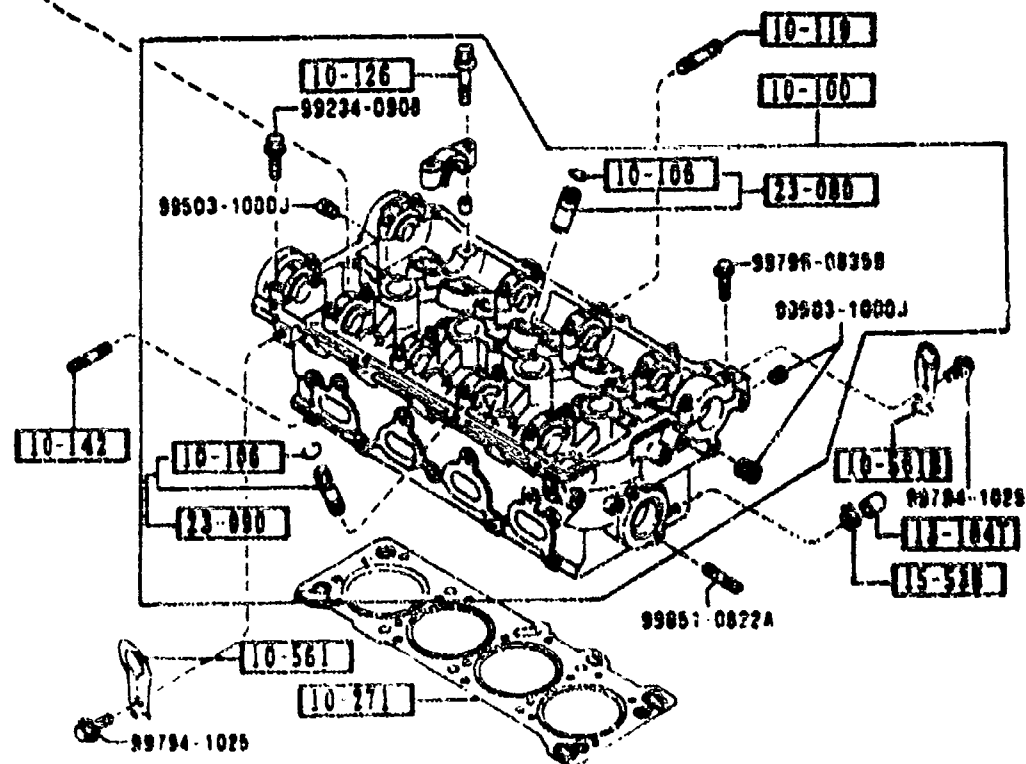
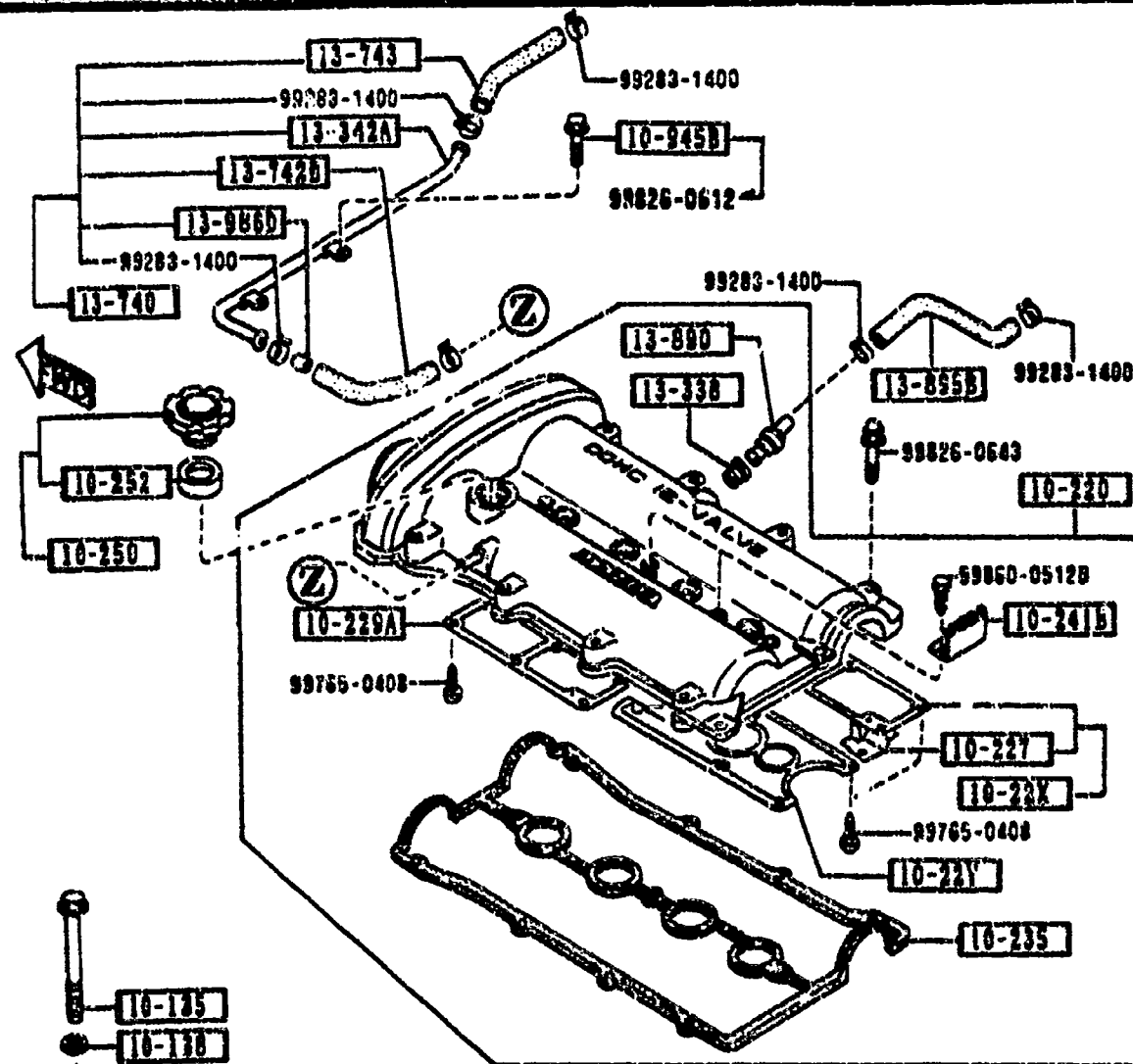
3401 HAZEN-41882

CAT. AUMA63-84

1994-10

AUMA03

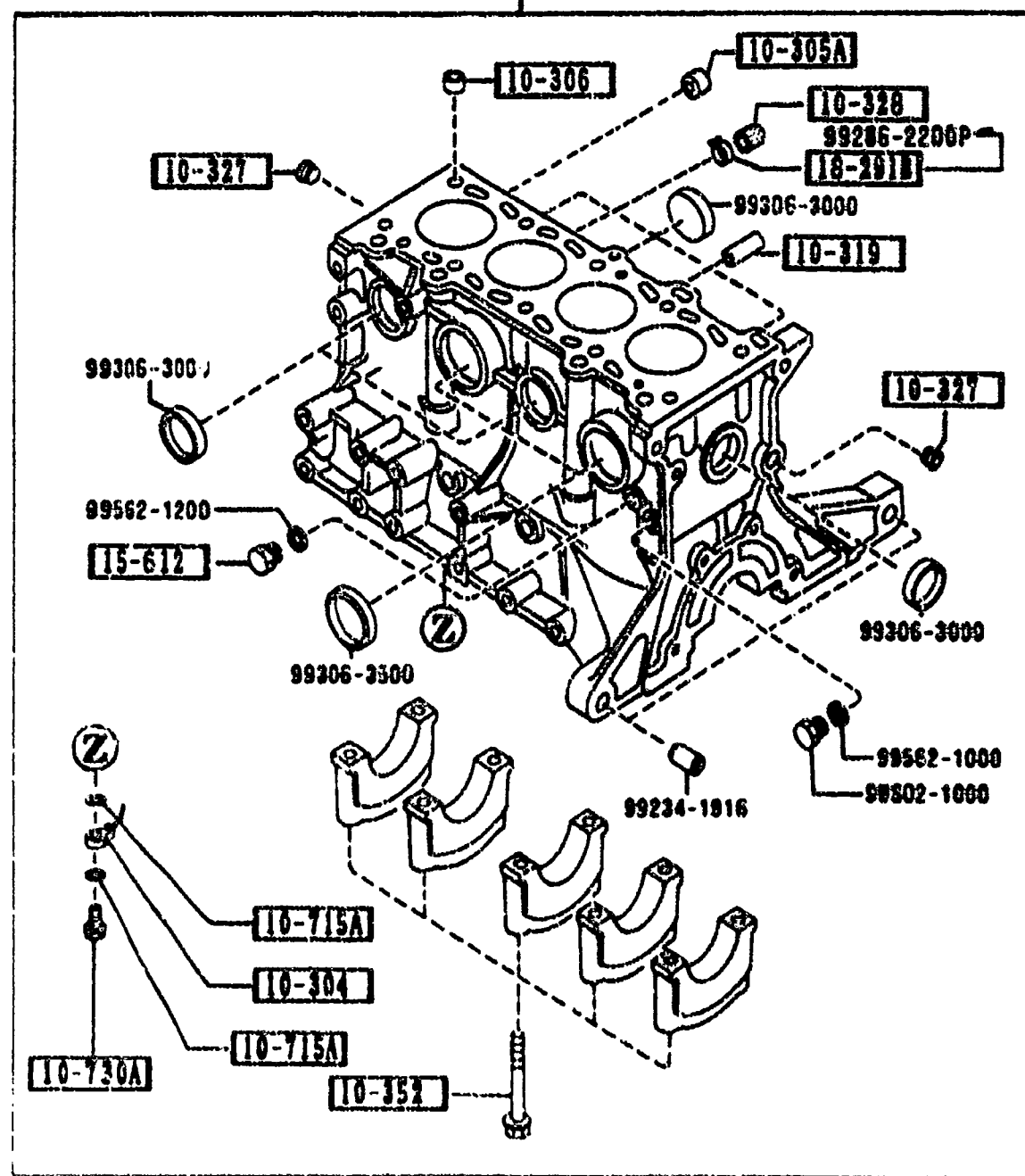
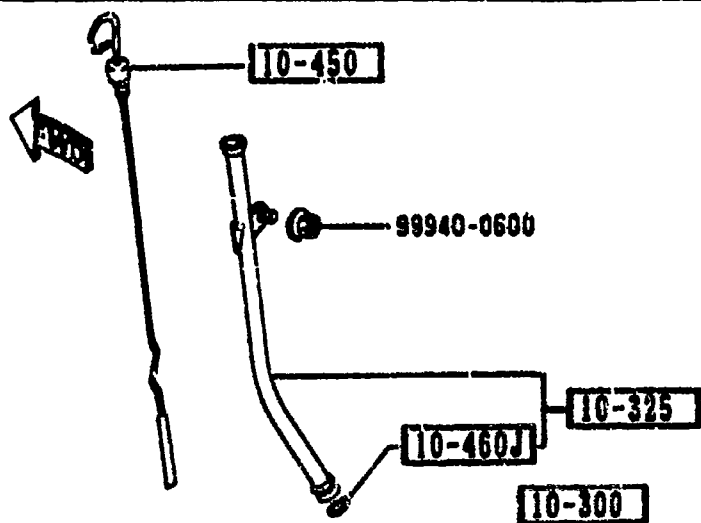
1010 CYLINDER HEAD & COVER



1010 -3 M CYLINDER HEAD & COVER

PART NO.	QTY	MODEL/RESTRICTION	MODEL/RESTRICTION	MODEL/RESTRICTION	FROM-TO
CONT'D 8P05-13-890	1				
13-895B		HOSE, P.C.V.			
861P-13-741	1				
13-986D		ORIFICE			
861P-13-986	1				
15-538		CLAMP, WATER HOSE			
JF02-15-538	1				
23-080		GUIDE, VALVE			
8620-10-280	8				
23-090		GUIDE, VALVE			
8620-10-290	8				

1030 CYLINDER BLOCK

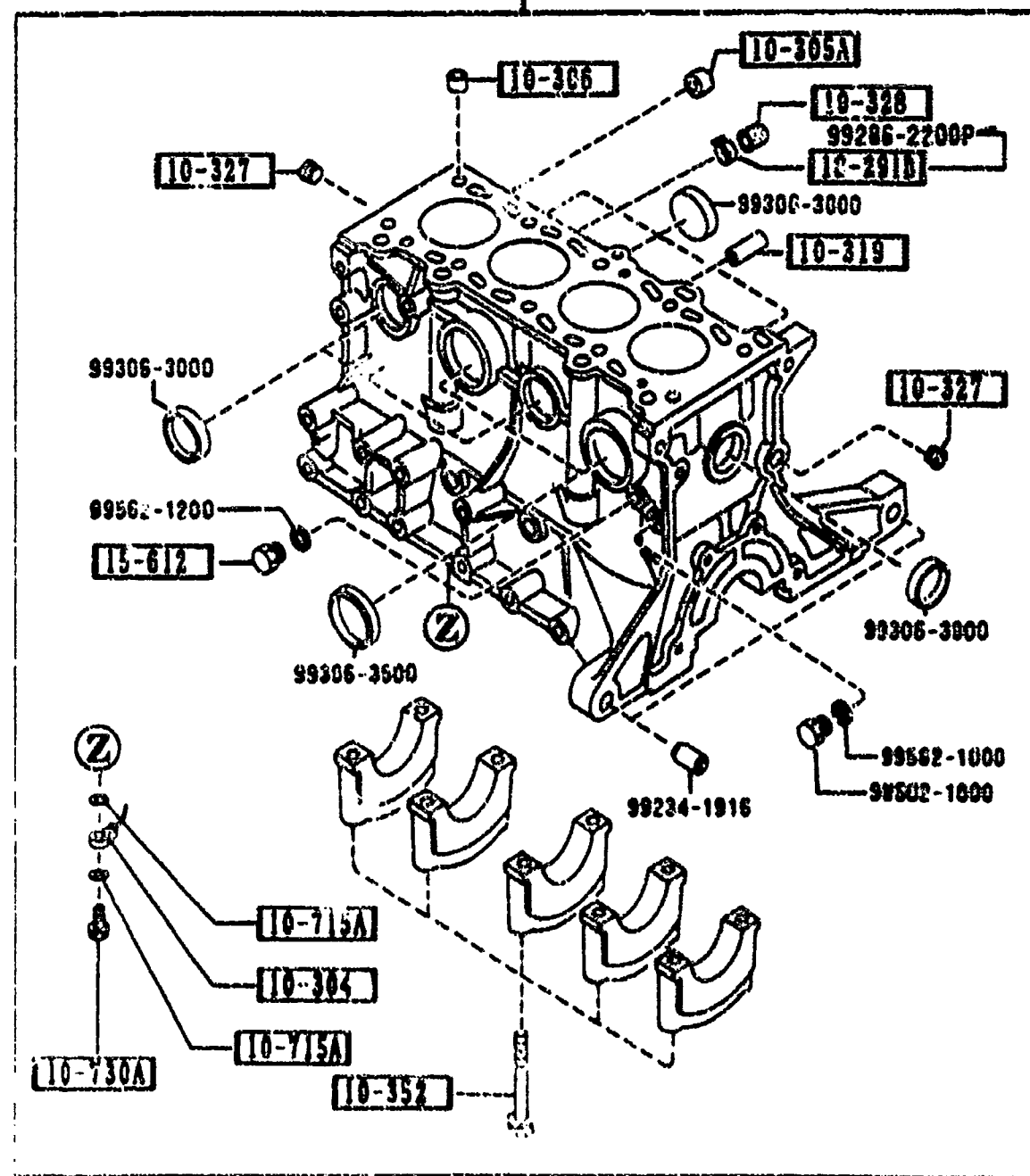
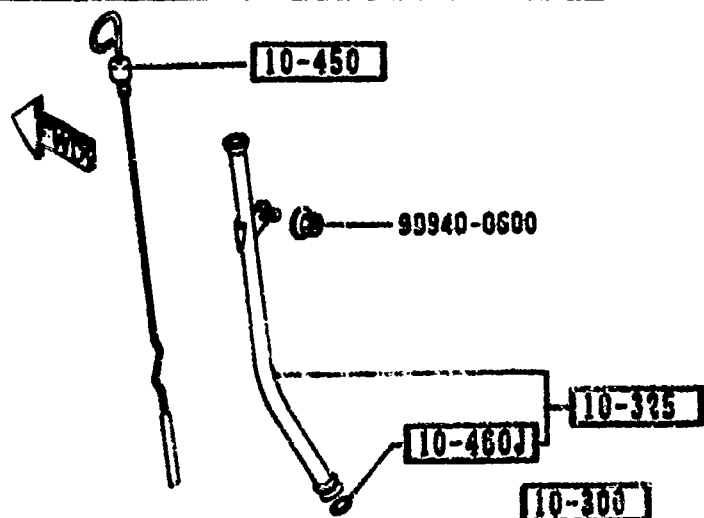


1030 -1 CYLINDER BLOCK

PART NO.	QTY	MODEL/RESTRICTION	MODEL/RESTRICTION	MODEL/RESTRICTION	FROM-TO
10-300		BLOCK, CYLINDER			-3401
864J-10-300 AN(864J-10-300A)	1				3401-
864J-10-300A	1				
10-306		JET, OIL			
8660-10-380A	4				
10-305A		PLUG			
8366-10-305	1				
10-306		PIN, TUBULAR			
8630-10-306	2				
10-319		JOINT			
8630-10-319	1				
10-325		PIPE, OIL LEVEL GAUGE			
861P-10-440	1				
10-327		PLUG, BLIND			
8221-10-327	2				
10-328		COVER, BLIND-CYL. BLO CK			
8440-10-328	1				
10-352		BOLT, BEARING CAP			
8639-10-352	10				
10-450		GAUGE, OIL LEVEL			
861P-10-450C	1				
10-460J		RING, 'O'			
99541-00987	1				
10-715A		GASKET, OIL JET			
8601-10-715	8				
10-730A		VALVE, OIL JET			
8601-10-730	4				

3401 MASSIN-41882

1030 CYLINDER BLOCK



1030 -2 K CYLINDER BLOCK

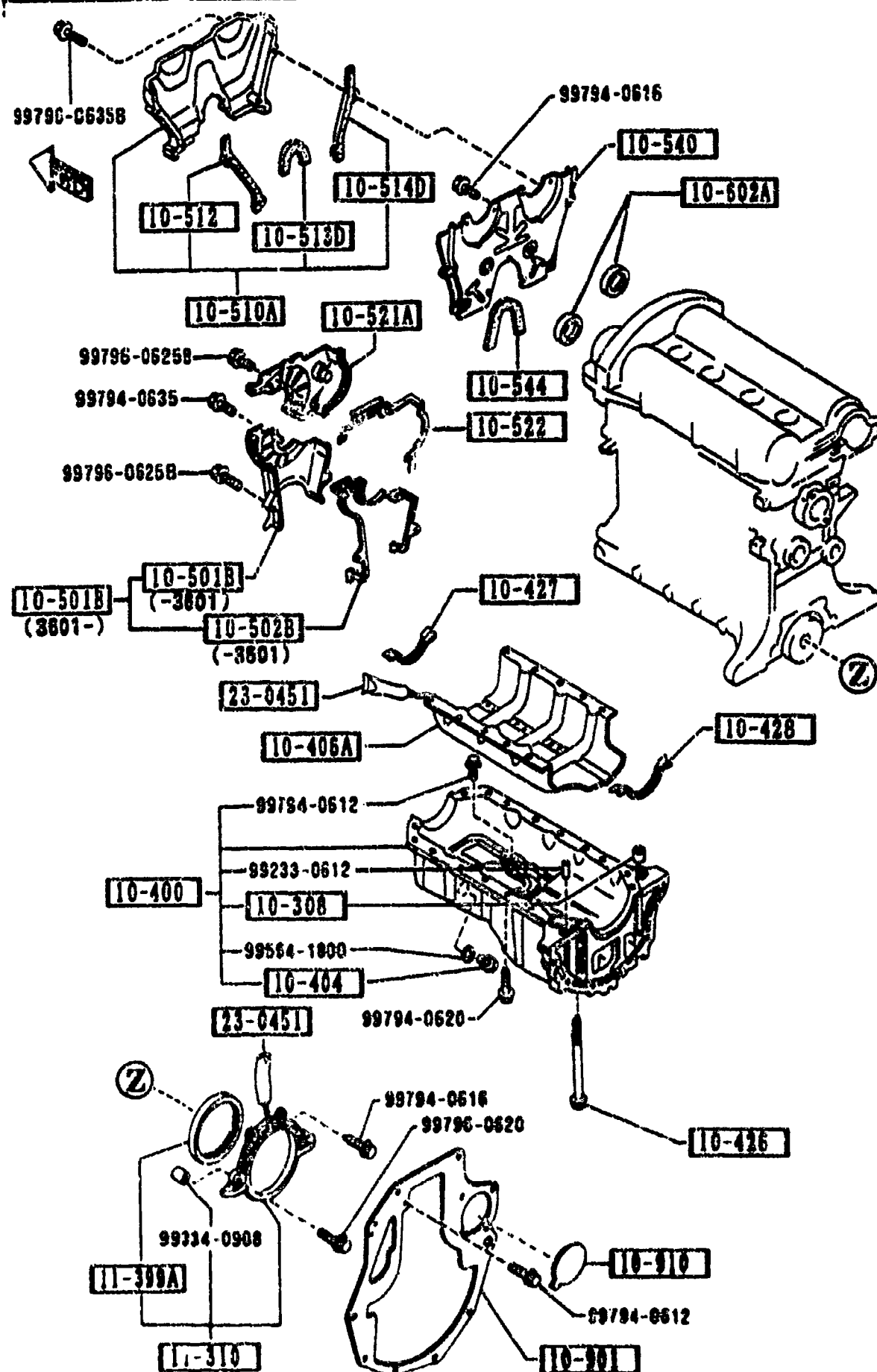
PART NO.	QTY	MODEL/RESTRICTION	MODEL/RESTRICTION	MODEL/RESTRICTION	FROM-TO
15-612 SE01-15-612	1	PLUG			
16-291B R230-15-538	1	CLAMP, HOSE			-3401
3401 NA351M-418882					

ALMA83

CAT. ALMA83-64

1994-10

1040 OIL PAN & TIMING COVER



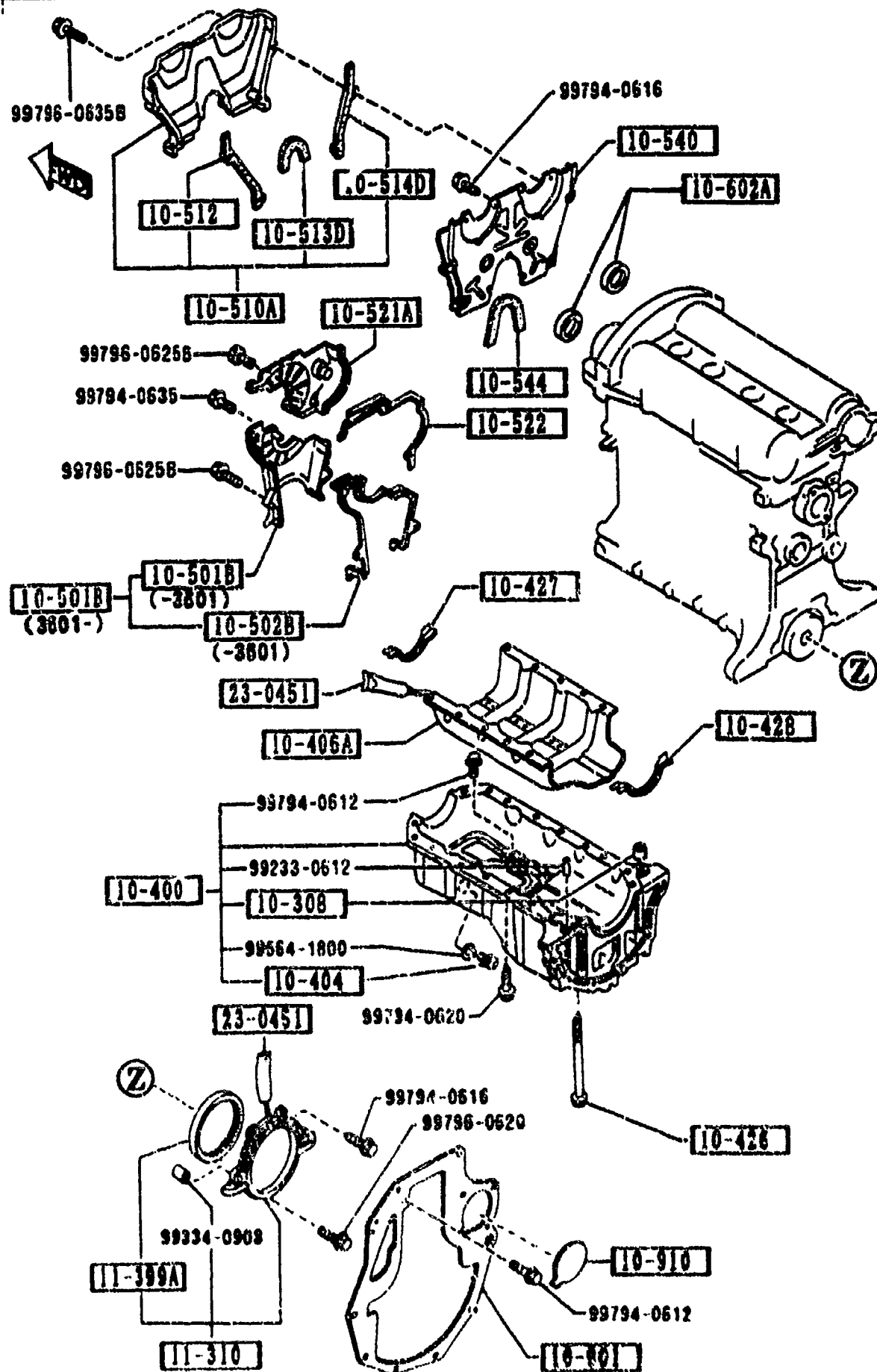
1040 -1 OIL PAN & TIMING COVER

PART NO.	QTY	MODEL/RESTRICTION	MODEL/RESTRICTION	MODEL/RESTRICTION	FROM-TO
10-308		PIN, TUBULAR			
B6F4-10-308	1				
10-400		PAN, OIL			
B6Y0-10-400C	1				
10-404		PLUG, DRAIN			
B6S7-10-404A	1				
10-406A		PLATE, OIL BAFFLE-CYL BLK			
B61P-10-40YA	1				
10-426		BOLT			
B6S7-10-426	2				
10-427		GASKET, OIL PAN			
B6F4-10-427	1				
10-428		GASKET, OIL PAN			
B6F4-10-428	1				
10-501B		COVER, TIMING BELT-LWR			
B660-10-500E A (B660-10-501E)	1				-3601
B660-10-501E	1				3601-
10-502B		GASKET, T.B. COVER LWR NON ASBESTOS			
B660-10-502B	1				3601
10-510A		COVER(UP.), TIMING CH AIN			
B61P-10-510	1				
10-512		GASKET(L) NON ASBESTOS			
B61P-10-512	1				
10-513D		GASKET(INN), TIMING B ELT(L) NON ASBESTOS			
B61P-10-513	1				
10-514D		GASKET(C), TIMING BEL T(L)			
3601 N43514-422228					

CAT. AUMA93-04

1994-10

1040 OIL PAN & TIMING COVER

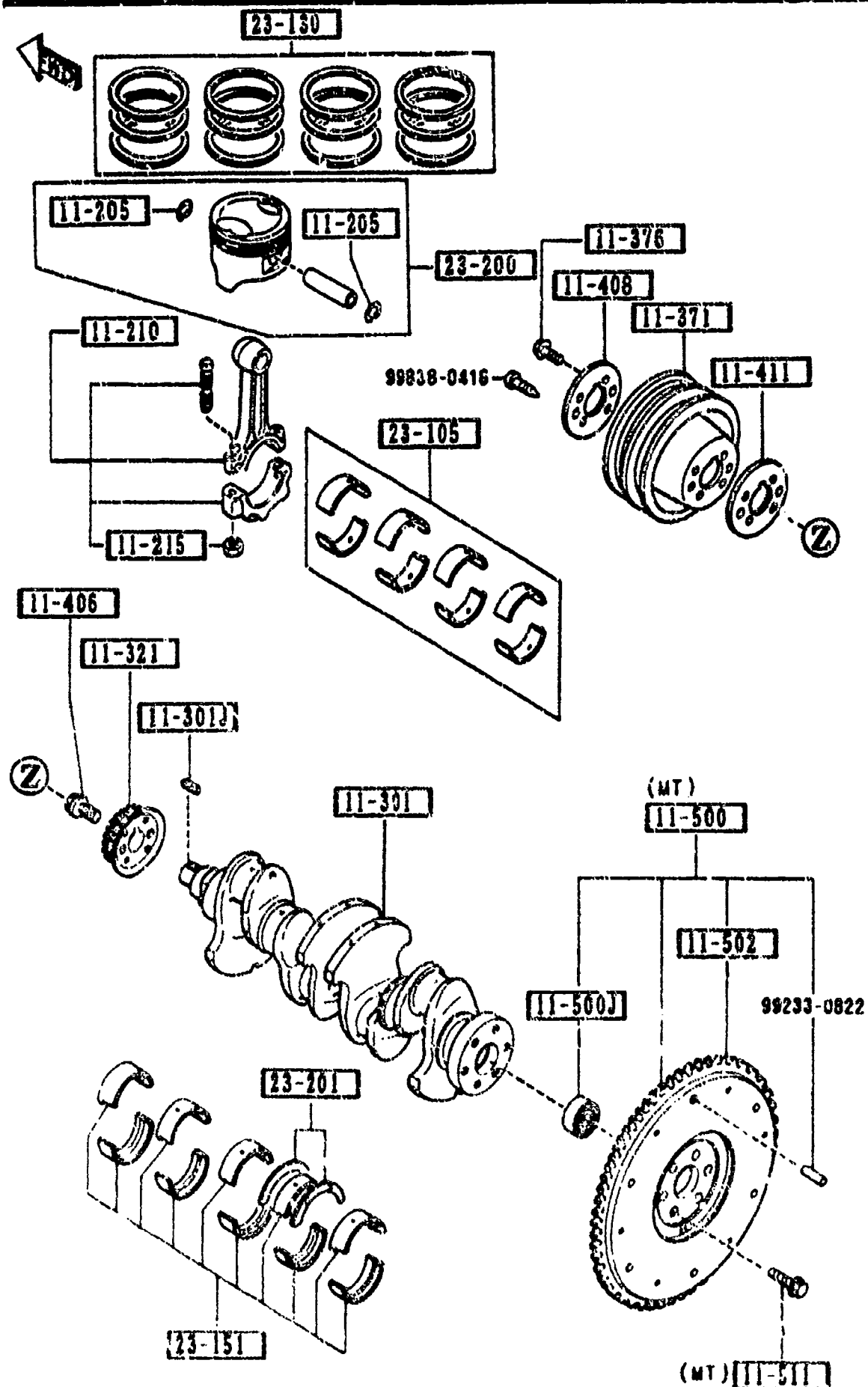


1040 -2 K OIL PAN & TIMING COVER

PART NO.	QTY	MODEL/RESTRICTION	MODEL/RESTRICTION	MODEL/RESTRICTION	FROM-TO
CONT'D B61P-10-514	1	NON ASBESTOS			
10-521A	1	COVER, TIMING BELT-C.			
B660-10-520B	1				
10-522	1	GASKET, T.BELT COVER-C.			
B660-10-522	1	NON ASBESTOS			
10-540	1	PLATE, SEAL-T.BELT COVER U			
B61P-10-540C	1				
10-544	1	RUBBER, SEAL-SEAL PLATE			
B61P-10-544	1				
10-602A	2	SEAL, OIL			
F285-10-602	2				
FS05-10-602A	2				
10-901	1 (M)	PLATE, END			
B61P-10-901A	1 (AT)				
B64J-10-901	1 (AT)				
10-910	1 (AT)	COVER, END PLATE			
B64J-10-903	1 (AT)				
11-310	1	COVER, REAR			
B366-11-310C	1				
11-399A	1	SEAL, OIL-CRANKSHAFT			
BP05-11-312	1				
23-0451	1	TUBE, SILICON			
8527-77-739	1				
2804 NA351M-485572					

-2804
2804-

1100 PISTON, CRANKSHAFT & FLYWHEEL



PART NO.	QTY	MODEL/RESTRICTION	MODEL/RESTRICTION	MODEL/RESTRICTION	FROM-TO
11-205		CLIP			
0221-11-205	8				
11-210		ROD, CONNECTING			
B6S7-11-210D AN(B6S7-11-210E)	4				-3610
MB6S7-11-210E	4				3610-
11-215		NUT, CONNECTING ROD			
B6S7-11-215A	8				
11-301		CRANKSHAFT			
B6S7-11-300 A (B6S7-11-300A)	1				-3701
MB6S7-11-300A	1				3701-
11-301J		KEY, WOODRUFF-PULLEY			
B3C7-11-317	1				
11-321		PULLEY, TIMING BELT			
B3C7-11-321	1				
11-371		PULLEY, CRANKSHAFT			
B6S8-11-401	1				
11-376		BOLT, PULLEY			
JF01-11-405	4				
11-406		BOLT, LOCK-C.SHAFT PULLEY			
B3C7-11-406	1				
11-408		PLATE, CRANKSHAFT PULLEY			
B3C7-11-400	1				
11-411		BOSS, PULLEY			
B3C7-11-400	1				
11-500		WHEEL, FLY			
B61P-11-500	1 (MT)				
11-500J		BEARING, BALL-FLY WHEEL			
3610 NA351M-422744 3701 NA351M-423786					

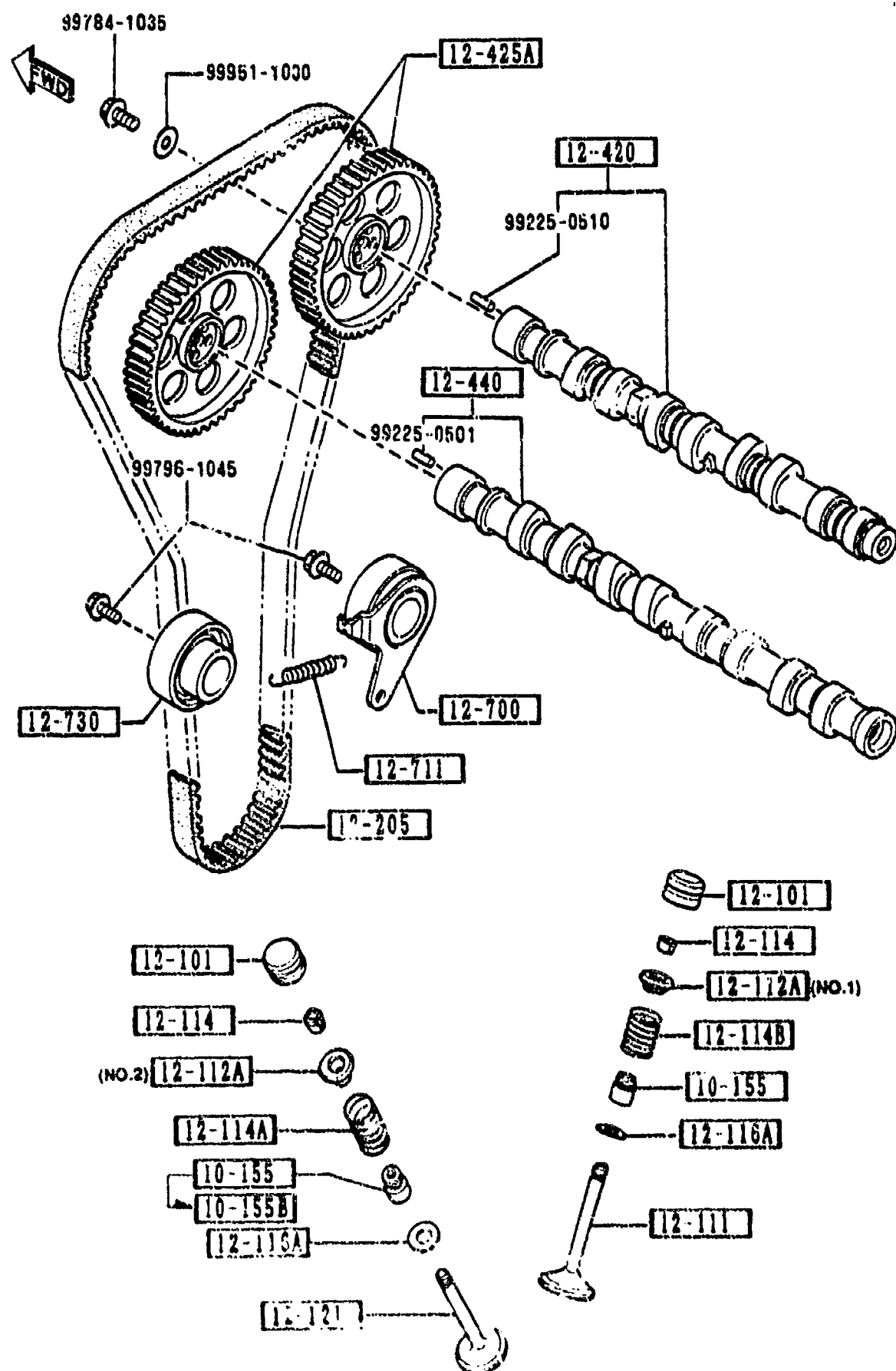


CAT. AUNA03-24



CAT. ALNAD3-06

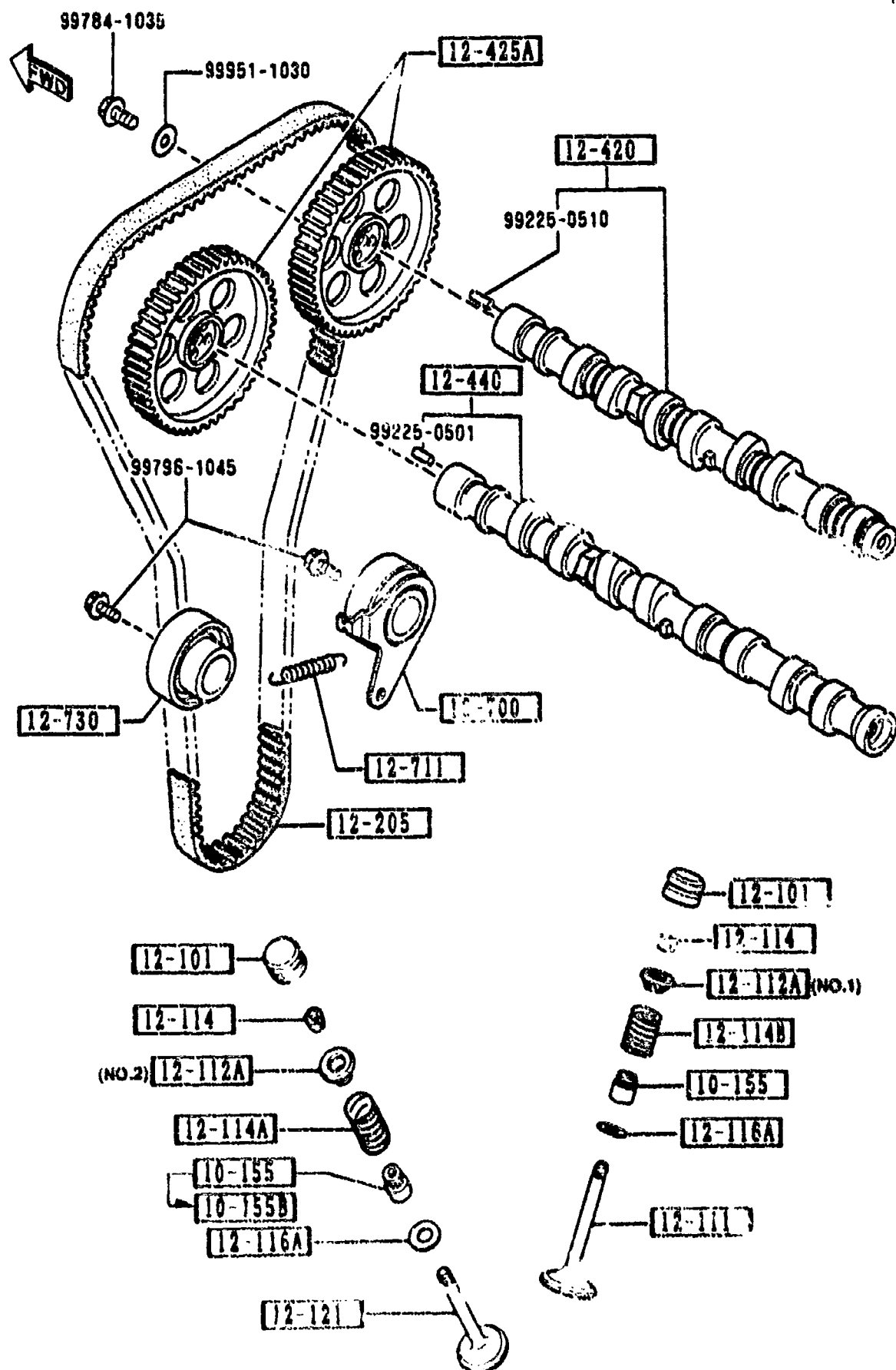
1200 VALVE SYSTEM



PART NO.	QTY	MODEL/RESTRICTION	MODEL/RESTRICTION	MODEL/RESTRICTION	FROM-TO
10-155		SEAL, VALVE			
B660-10-155	16	NOK			-3701
MKL01-10-155	8	NOK			3701-
10-155B		SEAL, VALVE			
MKL02-10-155	8	NOK			3701-
12-101		ADJUSTER, HYDRAULIC LASH			
B660-12-101	16	NITTAN VALVE			-3622
MKL01-12-101B	16	NITTAN VALVE			3622-
12-111		VALVE, INLET			
B6S7-12-111	8				
12-112A		SEAT, VALVE SPG-UP.			
BJ01-12-113	8	(ILLUST. NO.1)			
B660-12-113	8	(ILLUST. NO.2)			
12-114		COTTER, VALVE			
B660-12-114	32				
12-114A		SPRING, OUT.-VALVE			
B61P-12-125	8				
12-114B		SPRING, VALVE			
BJ01-12-125	8				
12-116A		SEAT, VALVE SPG.-LWR			
B660-12-123A	16				
12-121		VALVE, EXHAUST			
B660-12-121	8				
12-205		BELT, TIMING			
B6S7-12-205B	1				2901
AN(B6S7-12-205C)					
B6S7-12-205C	1	UNITTA			2901-

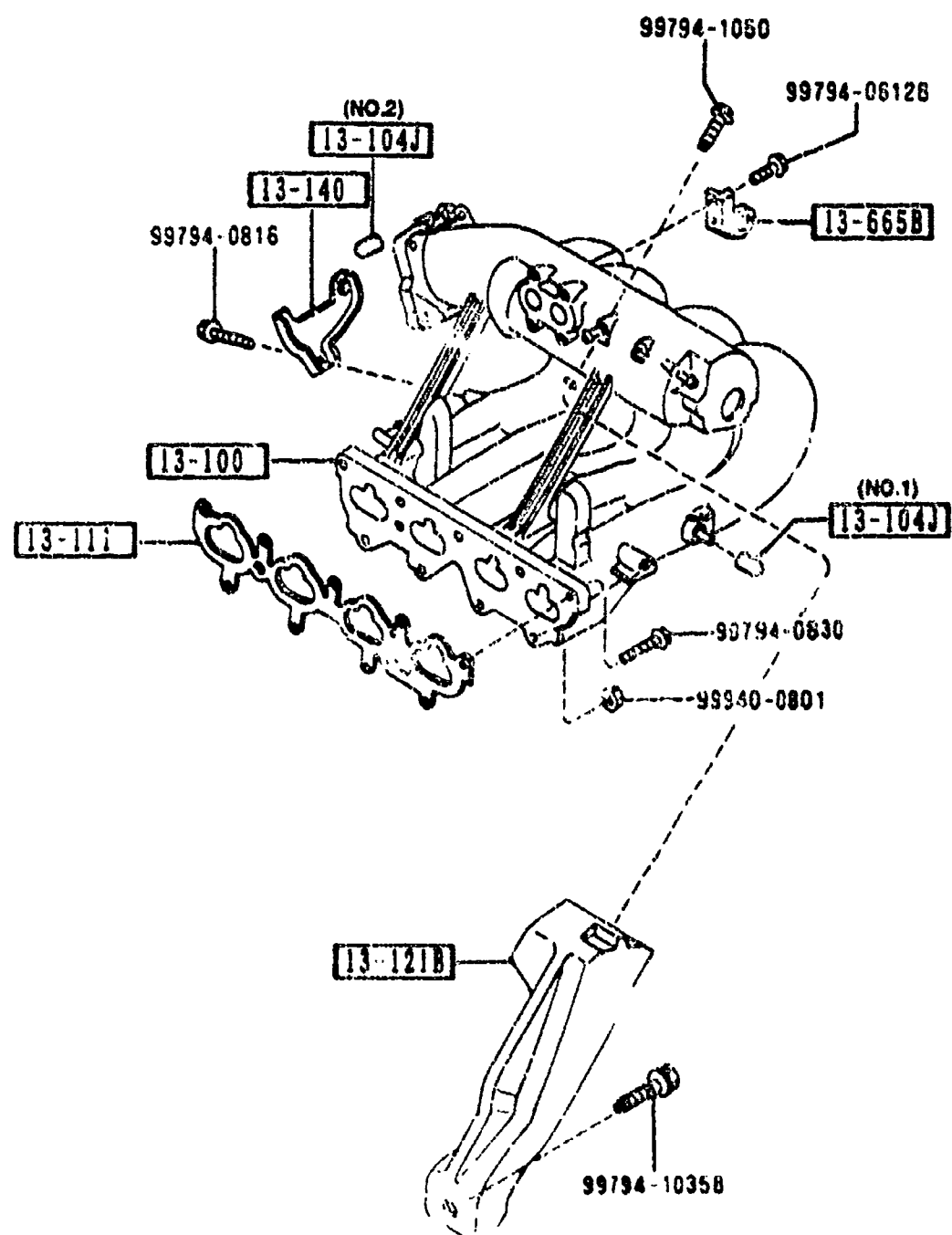
2901 NA351M-401942
 3622 NA351M-423305
 3701 NA351M-423706

1200 VALVE SYSTEM



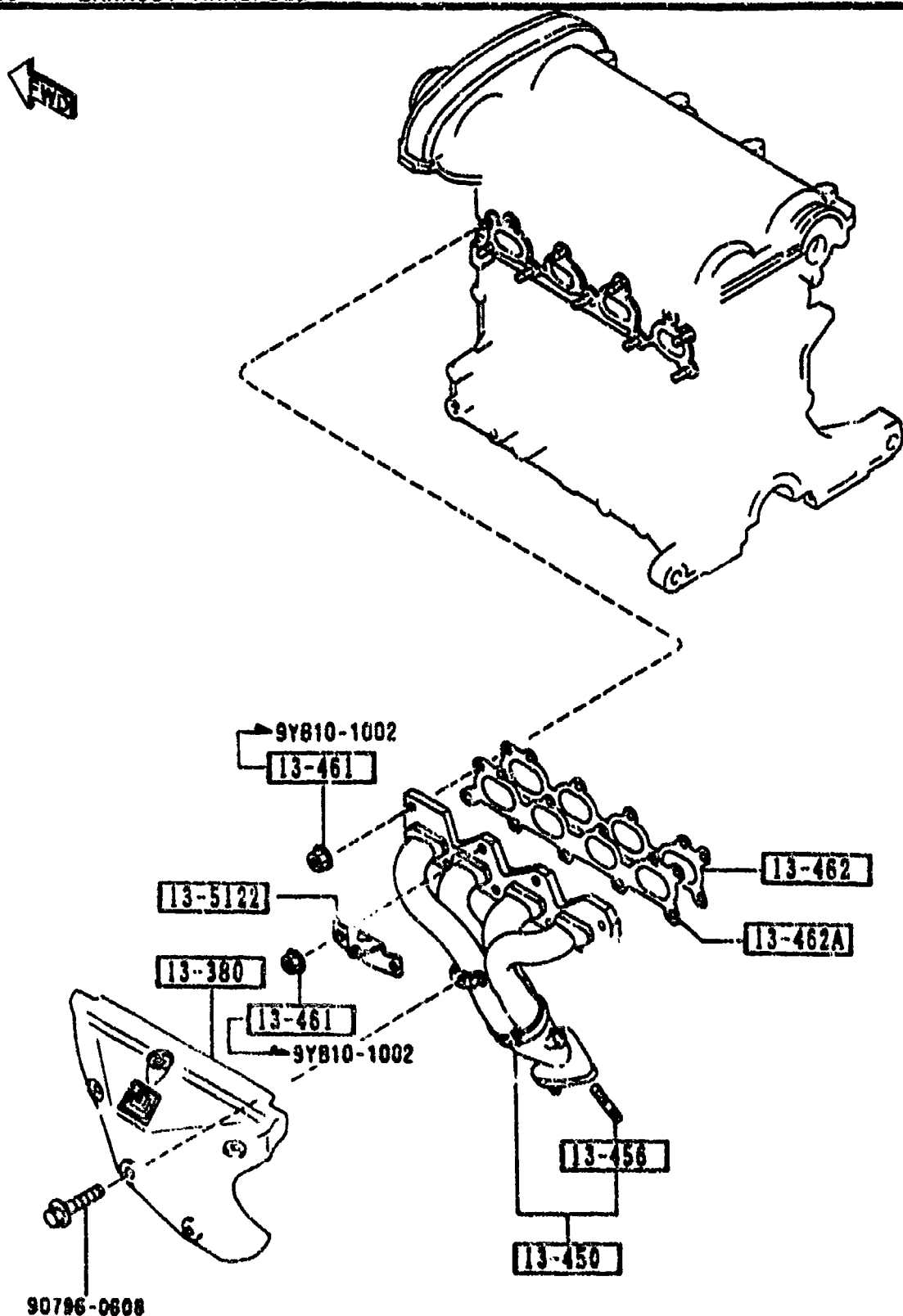
PART NO.	QTY	MODEL/RESTRICTION	MODEL/RESTRICTION	MODEL/RESTRICTION	FROM-TO
12-420	1	CAMSHAFT			-3601
B64J-12-420 AN(B64J-12-420B)	1				-3601
B660-12-420C AN(B660-12-420E)	1				3601-
B64J-12-420B	1	(AT)			3601-
B660-12-420E	1	(MT)			
12-425A	2	PULLEY, CAMSHAFT			
12-440	1	CAMSHAFT, EXHAUST			
B64J-12-440A	1	(AT)			
B61P-12-440	1	(MT)			
12-700	1	TENSIONER, T. BELT			
B660-12-700D	1				
12-711	1	SPRING, TENSIONER			
B660-12-711C	1				
12-730	1	IDLER, TIMING BELT			
B660-12-730C	1				
3601 NA351M-422220					

1300 INLET MANIFOLD



PART NO.	QTY	MODEL/RESTRICTION	MODEL/RESTRICTION	MODEL/RESTRICTION	FROM-TO
13-100 B61P-13-100D	1	MANIFOLD, INLET			
13-104J F8L7-13-104	1	CAP, BLIND (ILLUST. NO.1) (MT)			
1010-13-104	1	(ILLUST. NO.2)			
13-111 B61P-13-111	1	GASKET, IN. MANIFOLD NON ASBESTOS			
13-121B B61P-13-121	1	STAY, MANIFOLD			
13-140 B61P-13-140	1	BRKT, SURGE TANK			
13-665B B61P-13-665	1	BRACKET, ACCEL WIRE			

1310 EXHAUST MANIFOLD



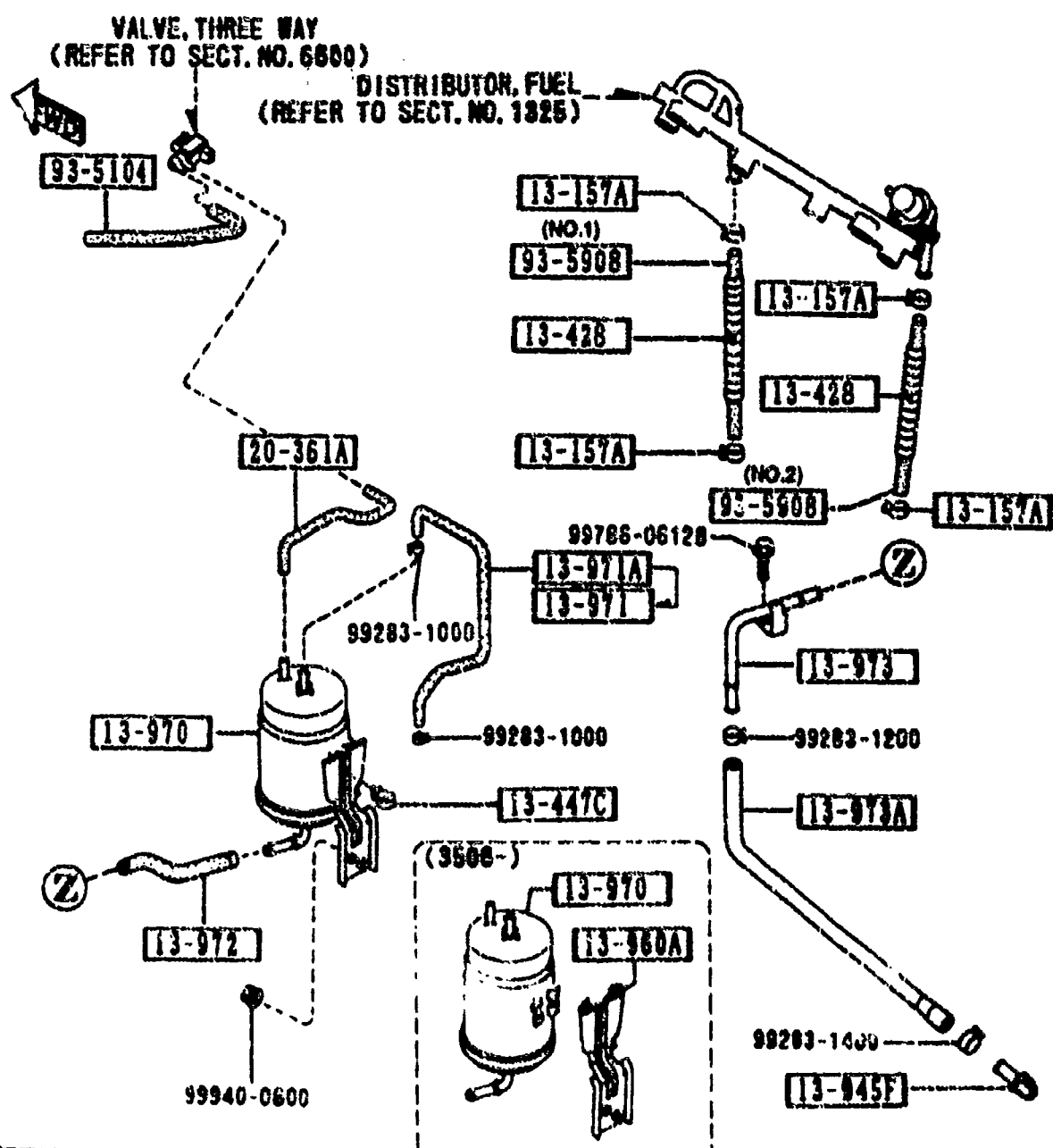
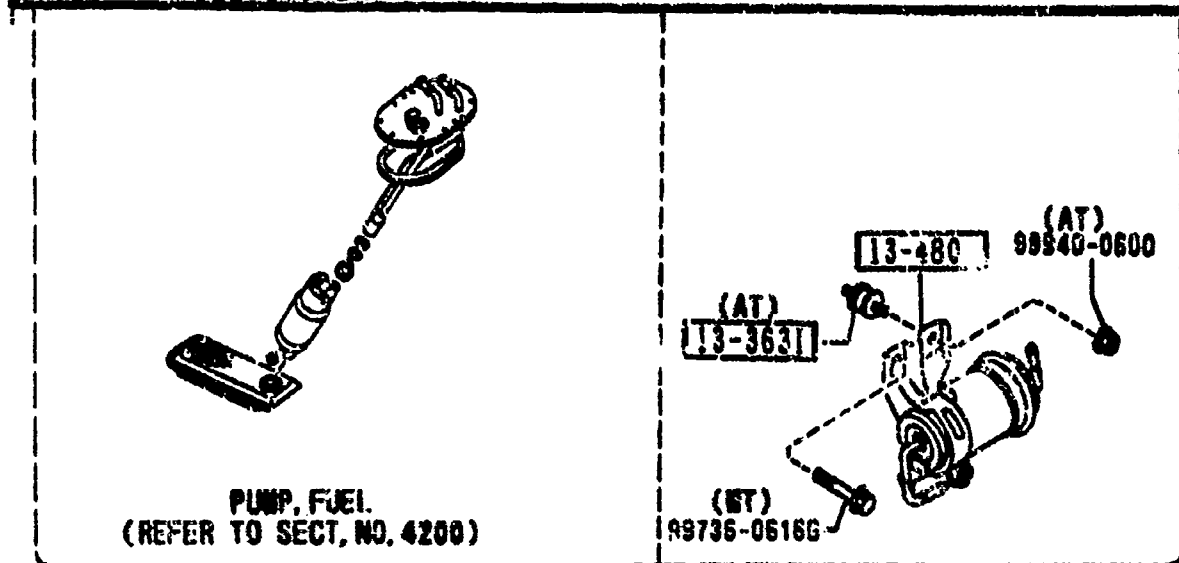
1310 -1 * EXHAUST MANIFOLD

PART NO.	QTY	MODEL/RESTRICTION	MODEL/RESTRICTION	MODEL/RESTRICTION	FROM-TO
13-380 D61P-13-380D	1	INSULATOR, HEAT			
13-450 B61P-13-450B	1	MANIFOLD, EXHAUST			
13-456 2306-13-456	3	STUD			
13-461 B6S7-13-465	9	NUT, EX. MANIFOLD			
13-462 B695-13-460A	1	GASKET, EX. MANIFOLD NON ASBESTOS			
13-462A B695-13-462	1	GASKET, EX. MANIFOLD			
13-5122 B61P-13-468	1	BRACKET, EX. MANIFOLD			

-3501

3501 MA351N-426224

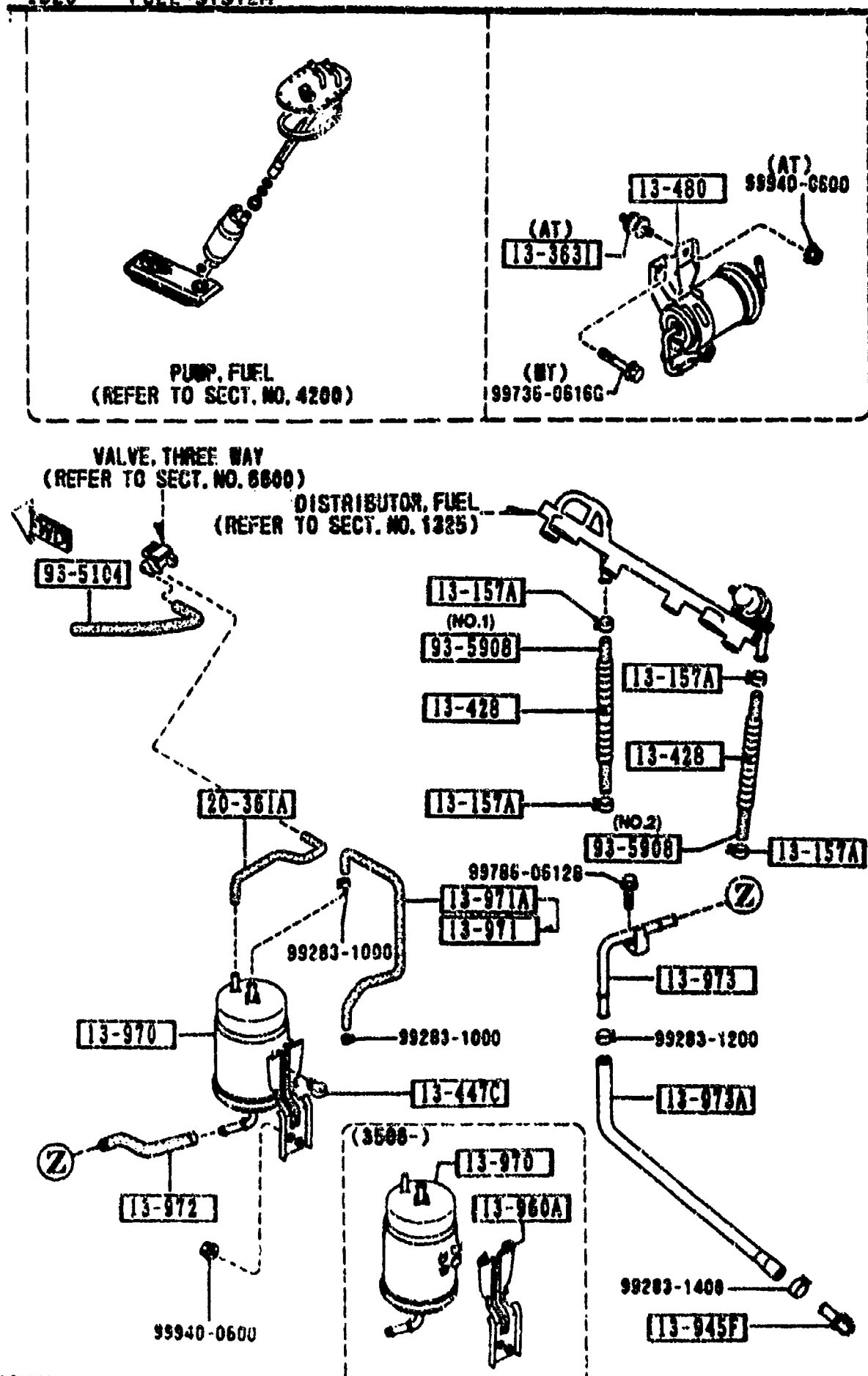
1320 FUEL SYSTEM



1320 -2- FUEL SYSTEM

PART NO.	QTY	MODEL/RESTRICTION	MODEL/RESTRICTION	MODEL/RESTRICTION	FROM-TO
13-157A		CLIP			
8574-13-157	4				
13-3631		RUBBER, INSULATION			
N326-13-3638	2	(AT)			
13-428		PROTECTOR			
861P-13-428	2				
13-447C		CLAMP, HOSE			
861P-13-447	1				
13-480		FILTER, FUEL			
861P-20-490	1				
13-691B		HOSE, WATER			
861P-13-691A	1				
13-945F		CONNECTOR			
JE16-13-298	1				
13-960A		BRACKET, CANISTER			
861P-13-960	1				
13-970		CANISTER			-3506
861P-13-970	1				
C (F286-13-970A)					3506-
F286-13-970A	1				
13-971		HOSE, VENTILATION			2A16-
86CA-13-971	1				
13-971A		HOSE, VACUUM			-2A16
861P-13-971	1				
AN(86CA-13-971)					
13-972		HOSE, EVAPORATION			-3506
861P-13-972A	1				
86CA-13-972	1				3506-
13-973		HOSE, DRAIN			

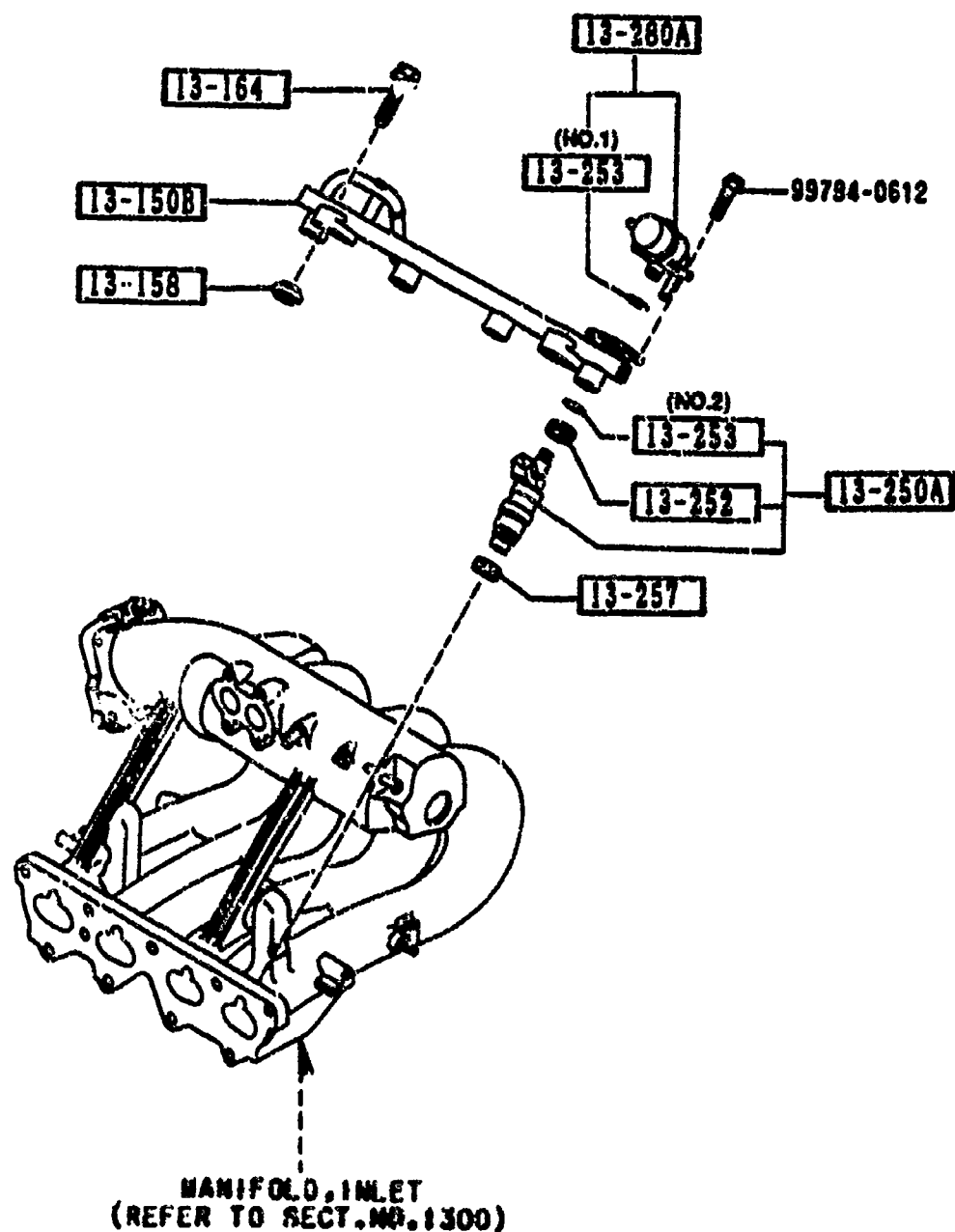
861P-13-970 2A16 NA351N-401954
C F286-13-970A 3506 NA351N-420224
86CA-13-972 1



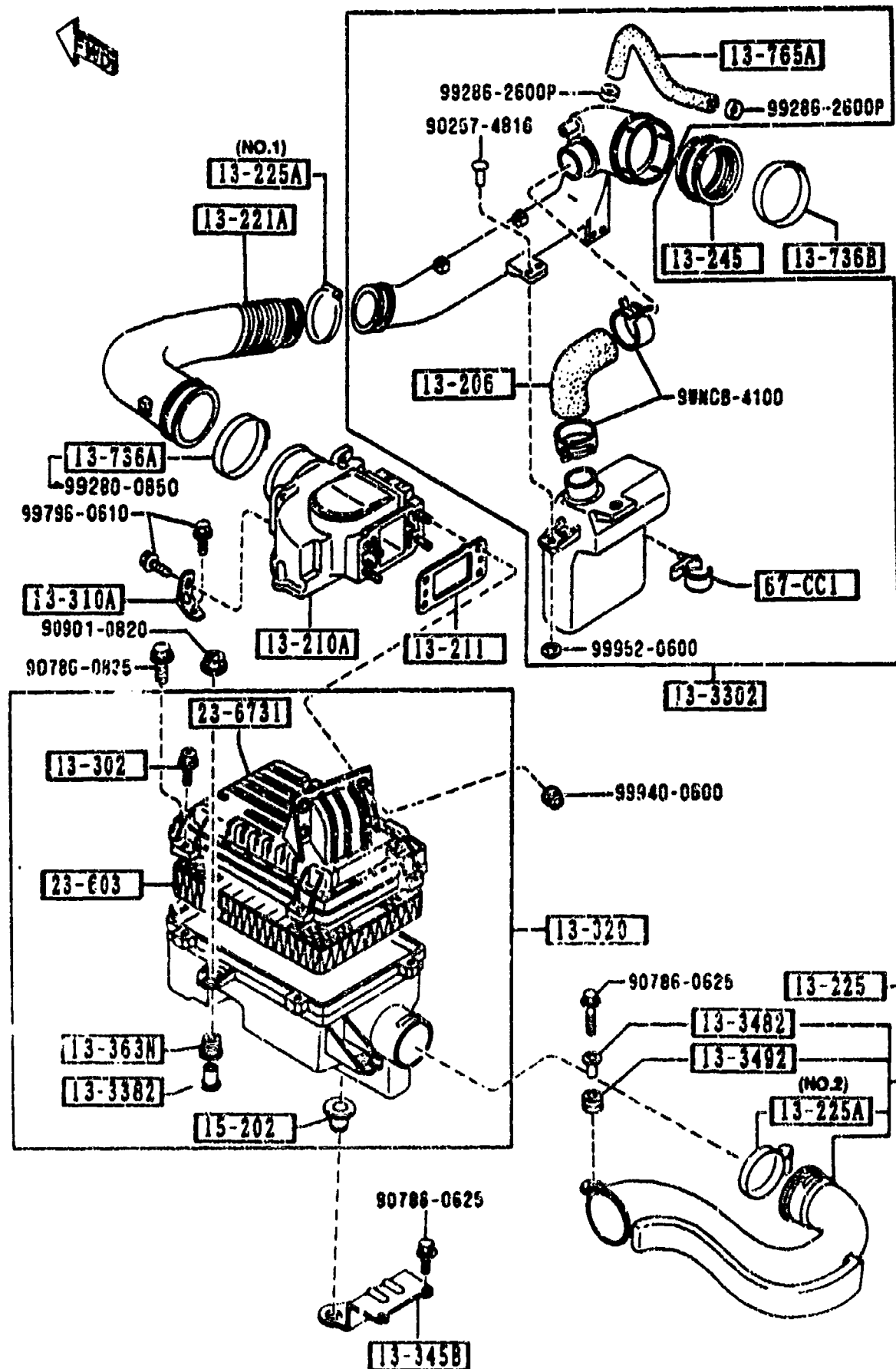
PART NO.	QTY	MODEL/RESTRICTION	MODEL/RESTRICTION	MODEL/RESTRICTION	FROM-TO
CONT'D 861P-13-97YA	1				
13-973A		HOSE, EVAPORATION			
861P-13-973A	1				
20-361A		TUBE, VACUUM			
861P-20-361	1				
93-5104		HOSE			
99351-04999	1				
93-5908		HOSE			
99359-0840	1	(ILLUST. NO.1)			
99359-0840M	1	(ILLUST. NO.2)			

1325 FUEL DISTRIBUTOR

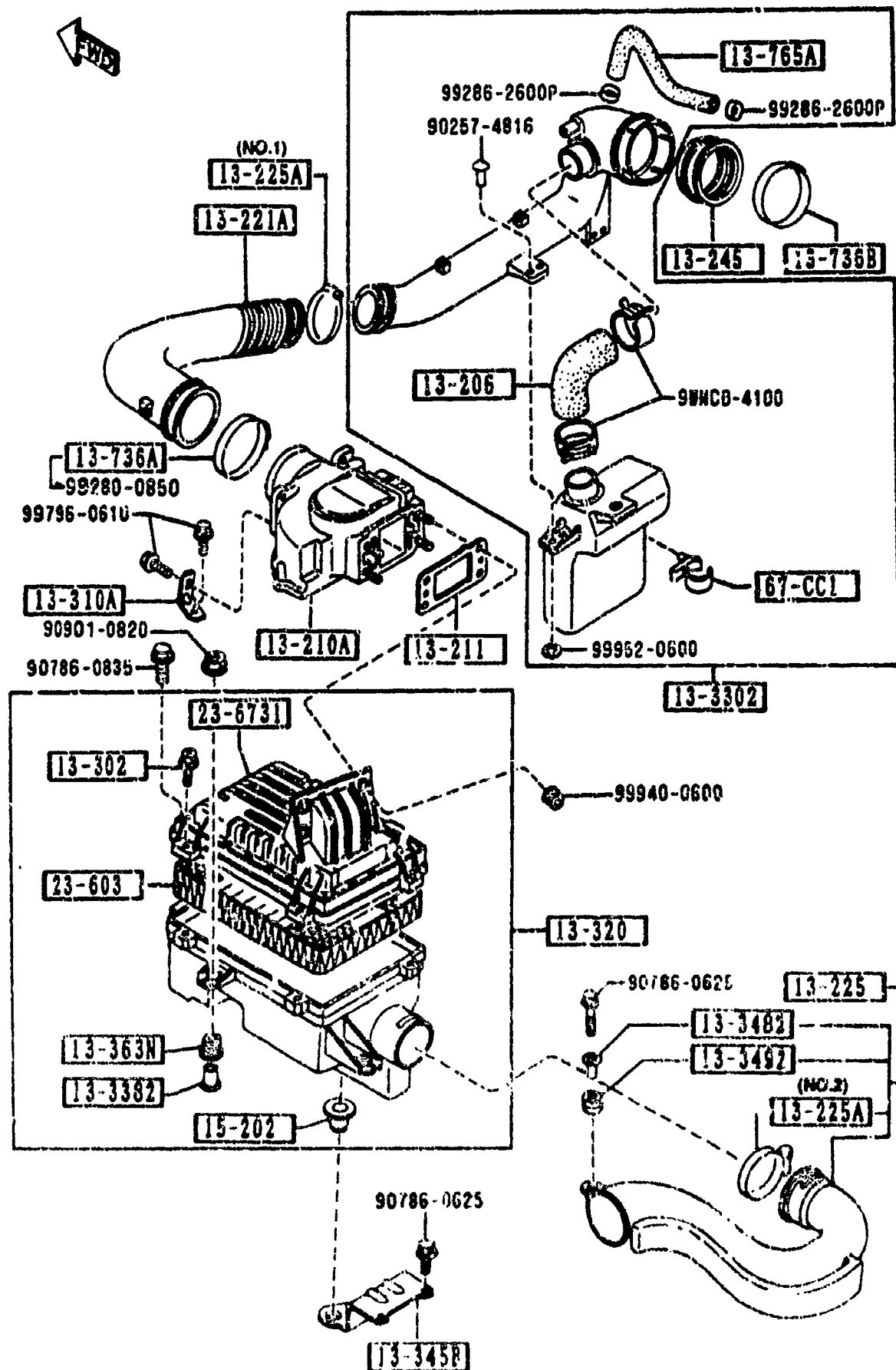
1325 -1 N FUEL DISTRIBUTOR



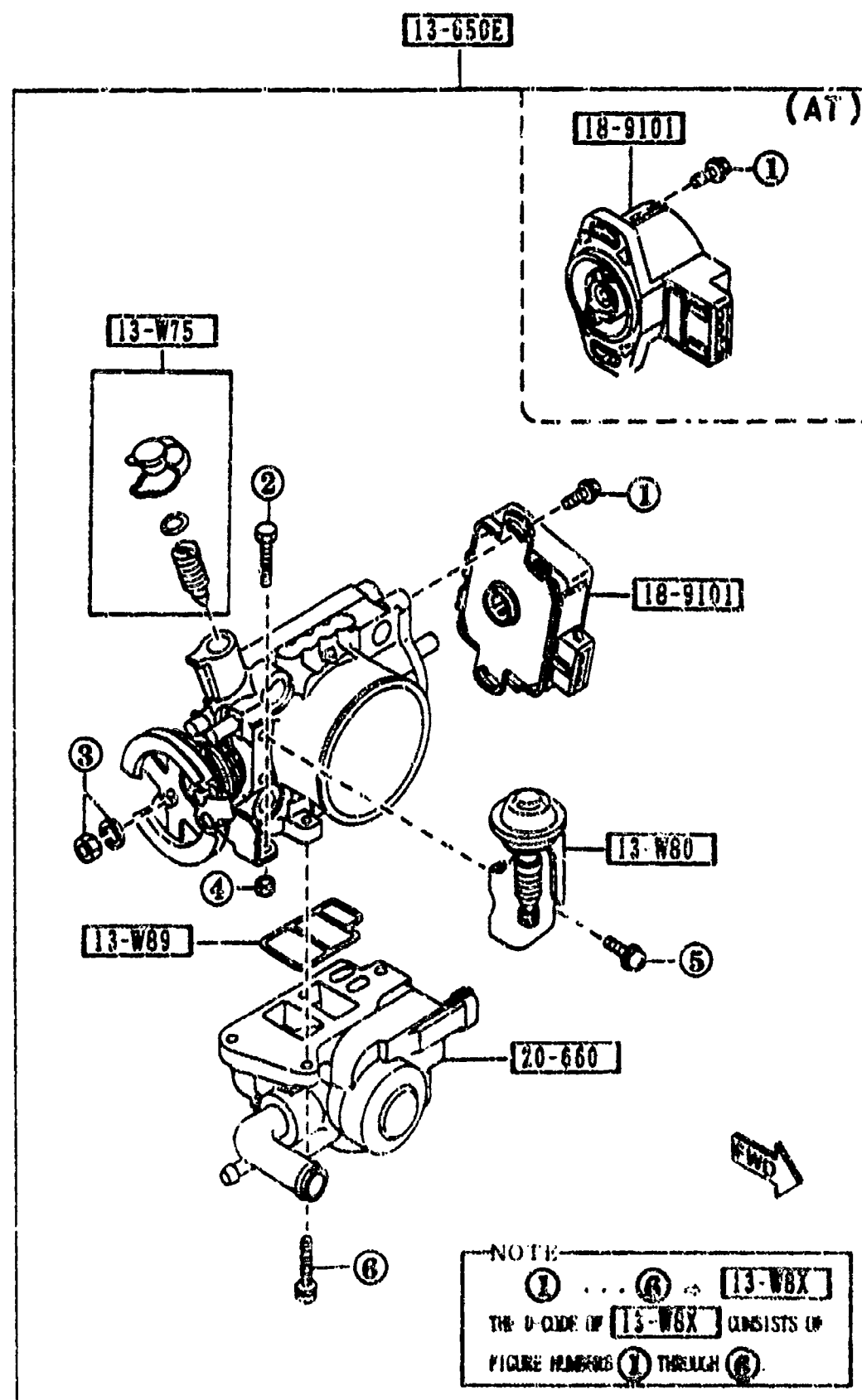
PART NO.	QTY	MODEL/RESTRICTION	MODEL/RESTRICTION	MODEL/RESTRICTION	FROM-TO
13-150B		DISTRIBUTOR, FUEL			
B61P-13-150	1				
13-158		INSULATOR, FUEL DIST.			
B675-13-158	2				
13-164		BOLT, FUEL DISTRIBUTOR			
F483-13-164	2				
13-250A		INJECTION, FUEL-M.P.E. LECT.			
B657-13-250	4				
13-252		GROMMET			
B574-13-252	4				
13-253		RING, 'O'			
O601-13-253	2 (ILLUST. NO.1)				
B574-13-253	4 (ILLUST. NO.2)				
13-257		INSULATOR, INJECTION			
JE06-13-257	4				
13-280A		PRESSURE RG., FUEL			
B61P-13-280	1				



PART NO.	QTY	MODEL/RESTRICTION	MODEL/RESTRICTION	MODEL/RESTRICTION	FROM-TO
13-206 B61P-13-206A	1	HOSE, AIR			
13-210A B6S7-13-210A	1	SENSOR, AIR FLOW			
13-211 B6S7-13-211A	1	GASKET NON ASBESTOS			
13-221A B61P-13-221B	1	HOSE, AIR			
13-225 B61P-13-200C	1	DUCT, FRESH AIR			
13-225A E5A1-13-225	1	CLAMP, HOSE			
13-225A B61P-13-735	1	(ILLUST. NO.1)			
13-245 B61P-13-245	1	JOINT, RUBBER			
13-302 F201-13-302A	4	BOLT, AIR CLEANER			
13-310A B61P-13-311B	1	BRKT, AIR FLOW METER			
13-320 B61P-13-320A	1	HOUSING, AIR CLEANER			
13-3302 B61P-13-330E	1	TUBE, AIR INTAKE			
13-3302 B64J-13-330	1	(MT)			
13-3382 FES1-13-329	3	SPACER			
13-345B B61P-20-211	1	BRACKET, AIR CLEANER			

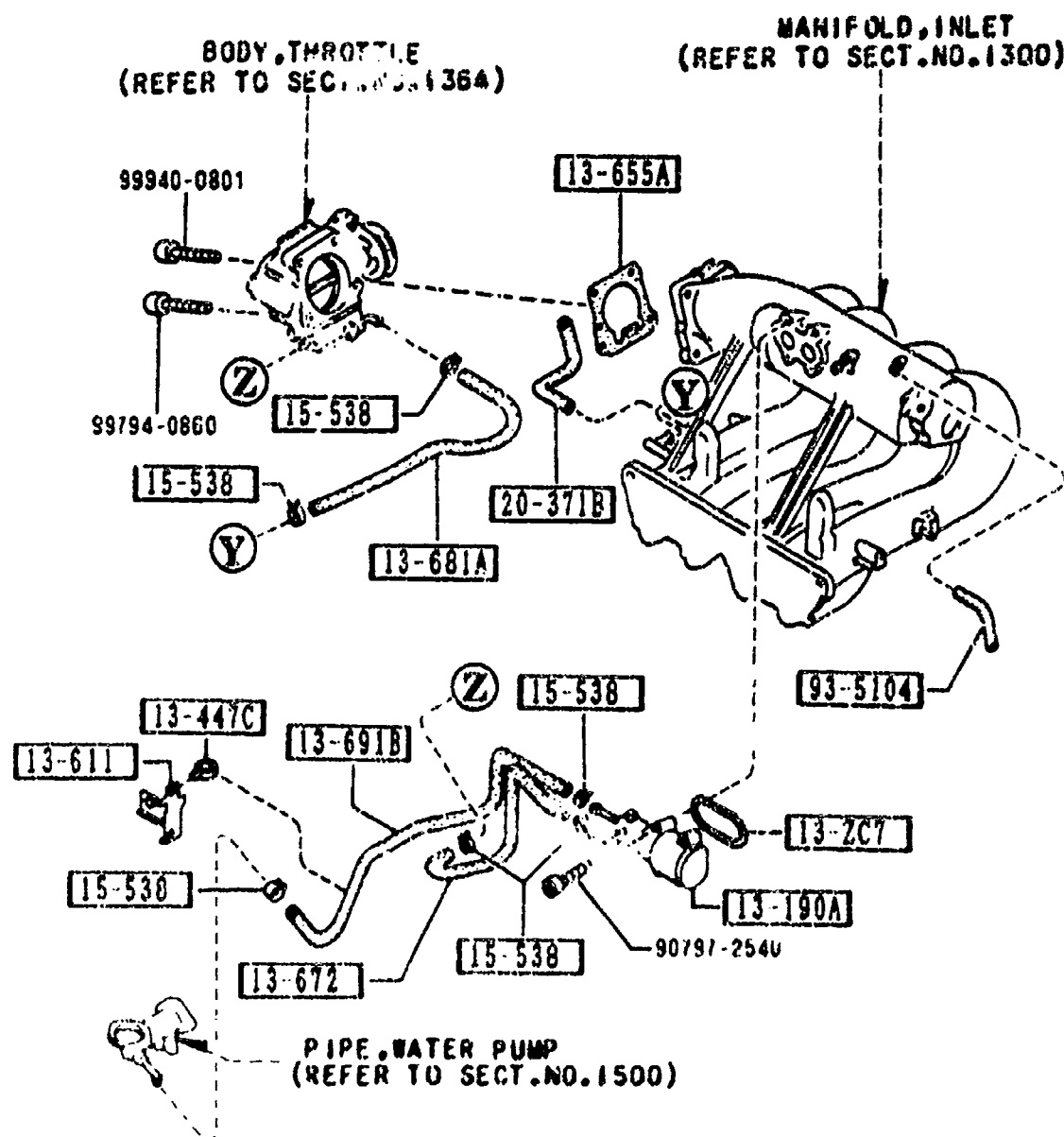
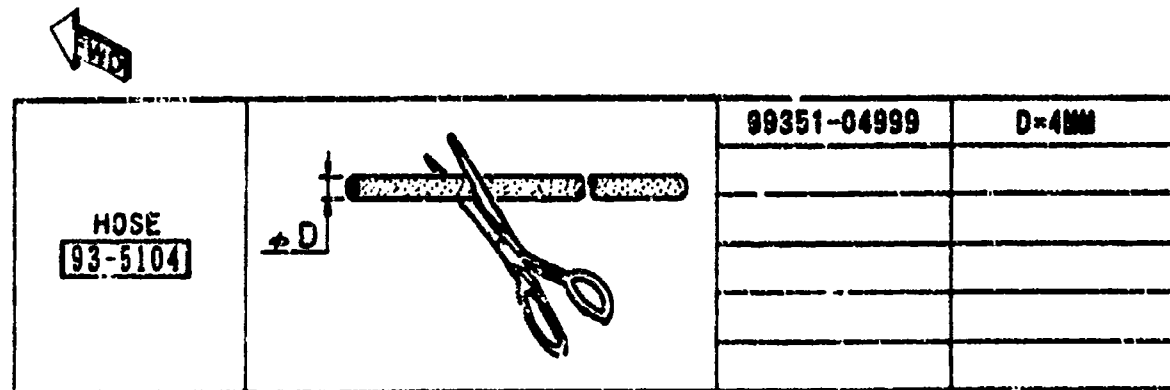


PART NO.	QTY	MODEL/RESTRICTION	MODEL/RESTRICTION	MODEL/RESTRICTION	FROM-TO
13-3482 SLA1-13-321	1	SPACER,AIR INT.PIPE			
13-3492 S501-13-349	1	INSULATOR			
13-363N FE51-13-363	3	RUBBER,MOUNTING			
13-736A B630-13-736	1	CLAMP,HOSE-A.I.P./A. CLNR			-3401
13-736B F249-13-736	1	CLAMP,HOSE			
13-765A B61R-13-765	1	HOSE,AIR			
15-202 B61P-13-266	1	RUBBER,MOUNT			
23-603 B6S7-13-240	1	ELEMENT,AIR CLEANER			
23-6731 B61P-13-201	1	COVER,AIR CLEANER			
67-CC1 NA92-67-CN1	1	CLIP,HARNESS			
3401 MA351M-418700					

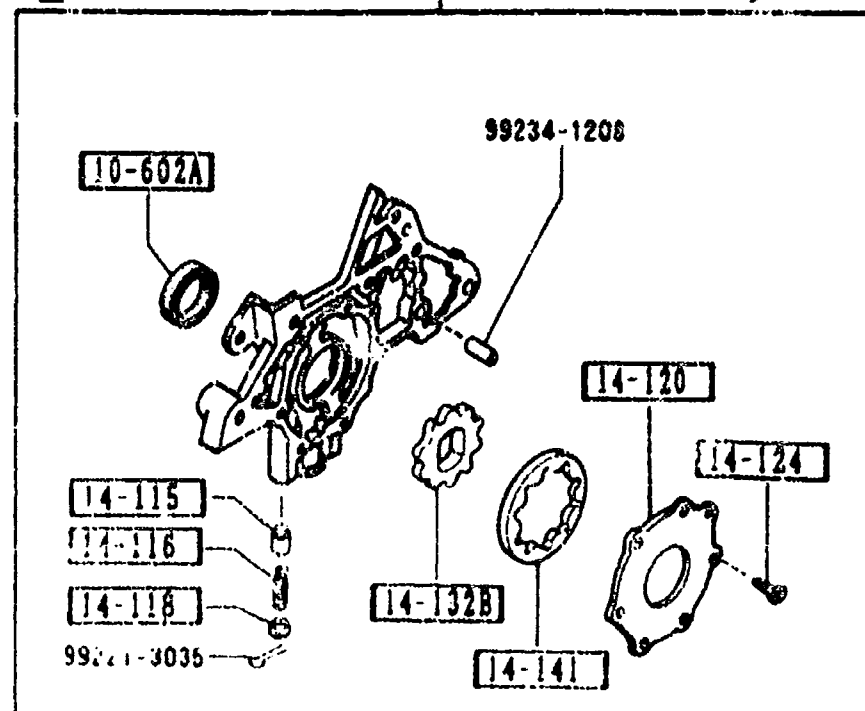
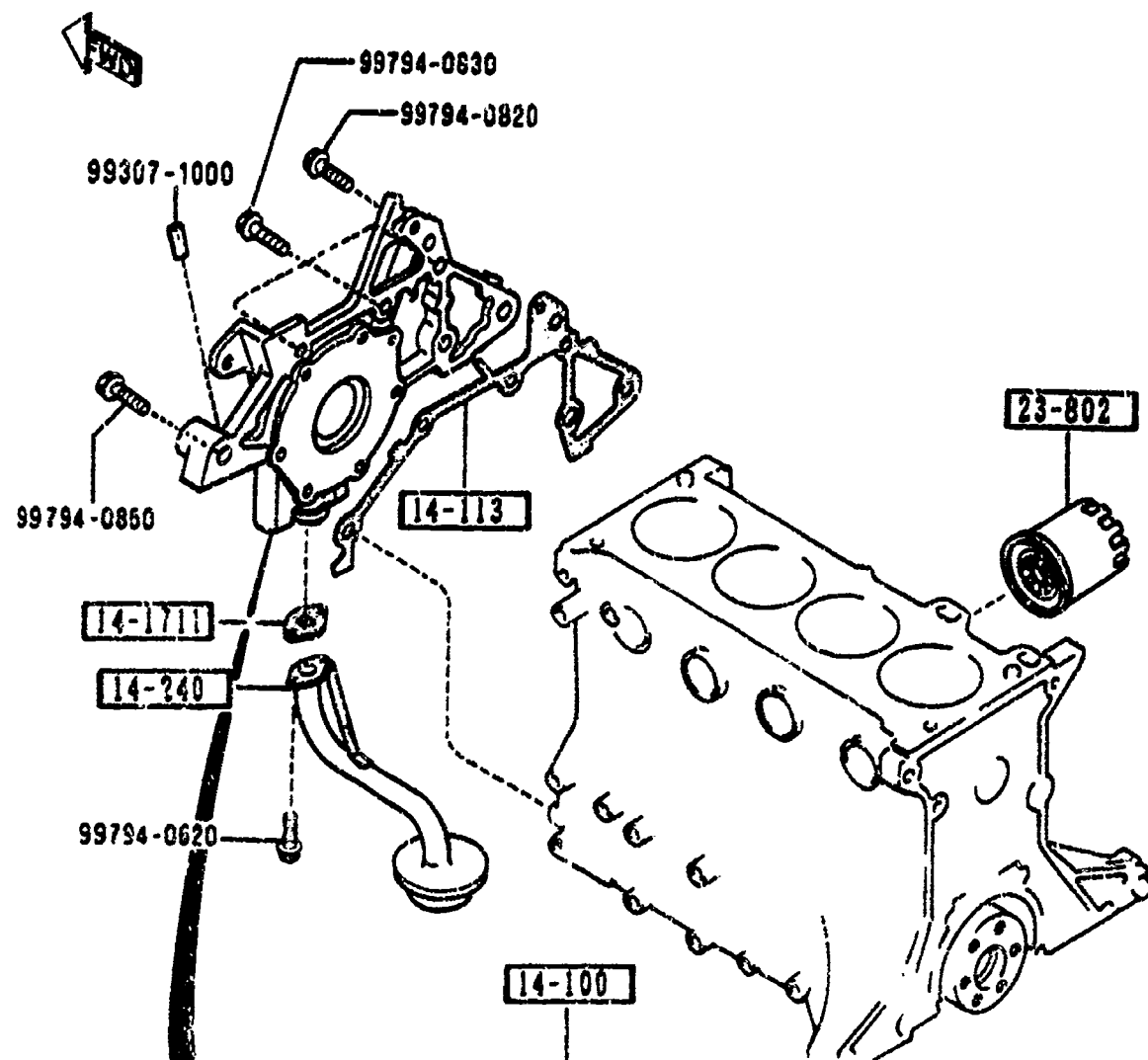


PART NO.	QTY	MODEL/RESTRICTION	MODEL/RESTRICTION	MODEL/RESTRICTION	FROM-TO
13-W75 8551-13-W75A	2	SCREW SET, IDLE ADJUST-TH.			
13-W8X 8551-13-W8X	1	SCREW & WASHER SET			
13-W80 861P-13-W80	1	BRKT SET, DASH POT-TH ROT			
13-W89 8551-13-W89	1	GASKET, THERMO			
13-650E 861P-13-650B	1 (MT)	BODY, THROTTLE			
8641-13-640	1 (AT)				
18-9101 8658-18-911	1 (AT)	SENSOR, THROTTLE POSITION			
8650-18-911	1 (MT)				
20-660 861P-20-660	1	VALVE, IDLE AIR CONTROL			

1370 EMISSION CONTROL SYSTEM (INLET SIDE)

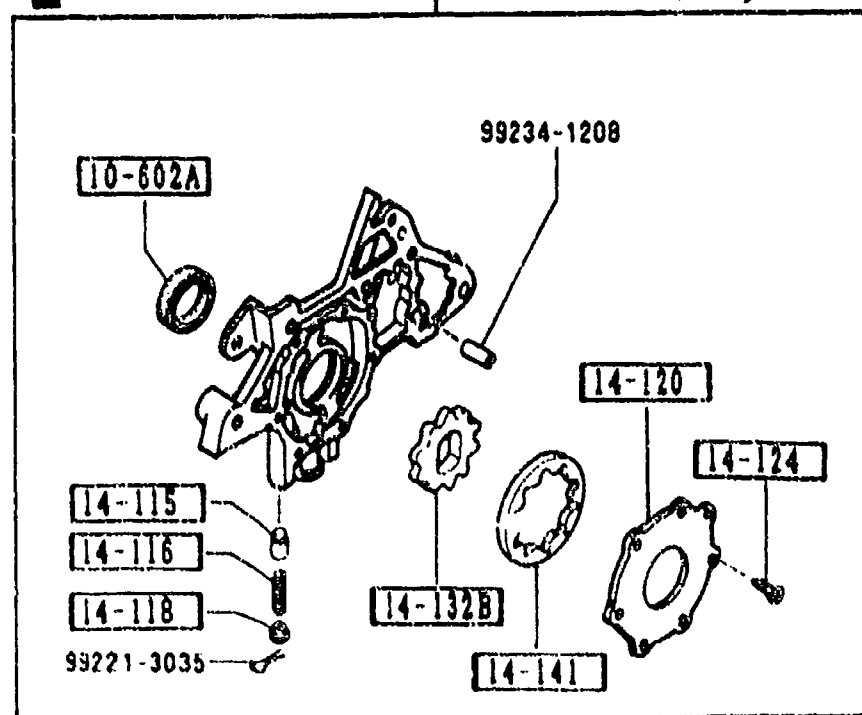
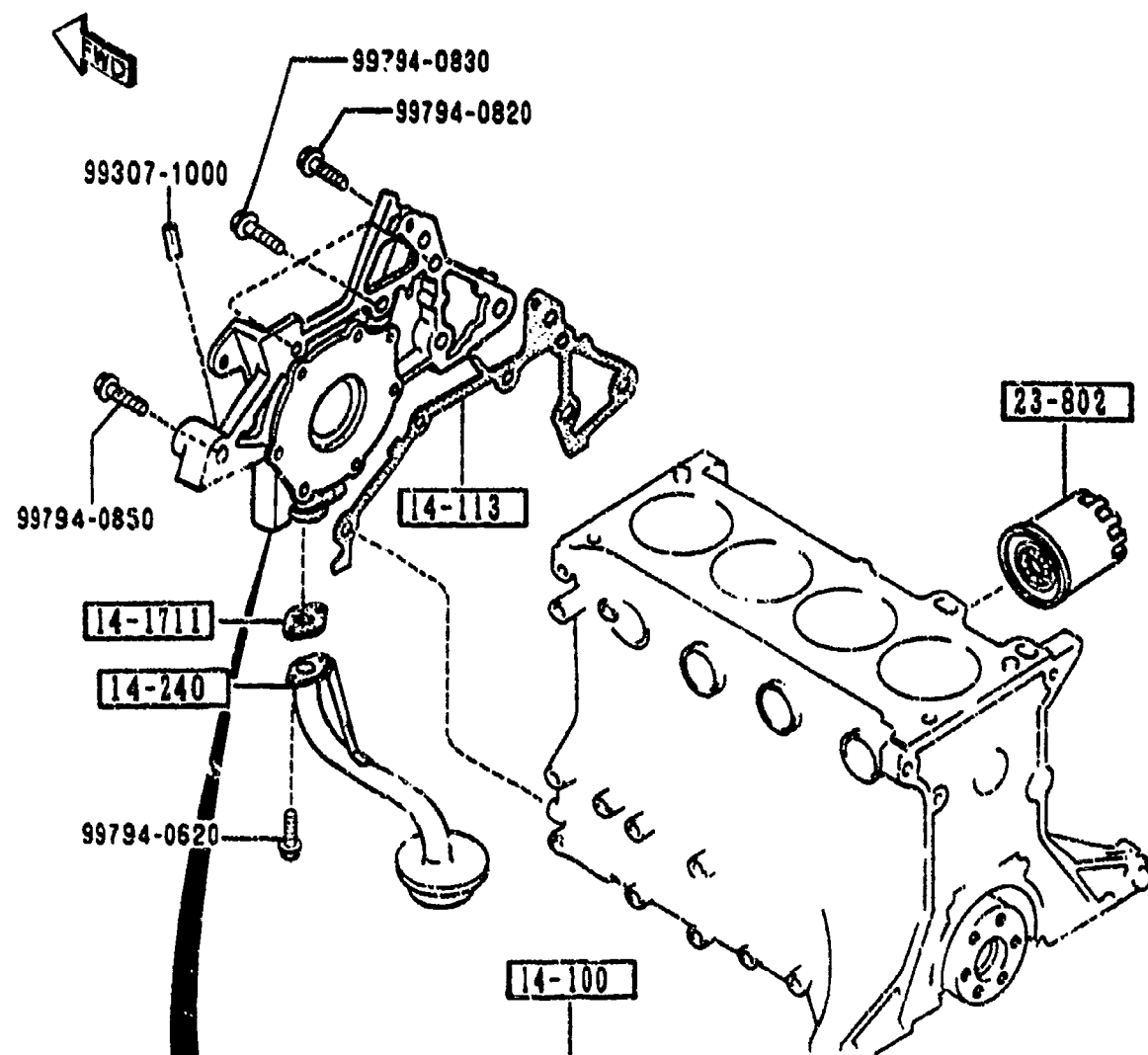


PART NO.	QTY	MODEL/RESTRICTION	MODEL/RESTRICTION	MODEL/RESTRICTION	FROM-10
13-2C7		RING, 'O'-AIR VALVE			
B6S7-13-2C7	1				
13-190A		VALVE, AIR			
B61P-13-190A	1 (MT)				
B64J-13-190	1 (AT)				
13-447C		CLAMP, HOSE			
B61P-13-447	1				
13-611		BRACKET			
B61P-13-685A	1				
13-655A		GASKET			
B6S7-13-655	1	NON ASBESTOS			
13-672		HOSE, WATER			
B61P-13-682A	1				
13-681A		HOSE, WATER			
B61P-13-681P	1				
13-691B		HOSE, WATER			
B61P-13-691A	1				
15-538		CLAMP, WATER HOSE			
JF02-15-538	6				
20-371B		TUBE, VACUUM			
B61P-20-371	1				
93-5104		HOSE			
99351-04999	1				



PART NO.	QTY	MODEL/RESTRICTION	MODEL/RESTRICTION	MODEL/RESTRICTION	FROM-TO
10-602A B3C7-10-602A	1	SEAL,OIL NON ASBESTOS			
14-100 B6S8-14-100C	1	PUMP,OIL			
14-113 B621-14-113	1	GASKET,OIL PUMP NON ASBESTOS			
14-115 0221-14-115	1	PLUNGER,CONTROL			
14-116 BPC8-14-116 A (0324-14-116B)	1	SPRING,PRESSURE			-2A01
14-116 0324-14-116B	1	SHEET,SPRING			2A01-
14-118 0222-14-118	1				
14-120 B3C7-14-121	1	COVER,OIL PUMP			
14-124 FE3H-14-124	7	SCREW,OIL PUMP COVER			
14-132B B6S7-14-132	1	GEAR,INNER			
14-141 B6S7-14-141	1	GEAR,OUTER			
14-1711 B621-14-248	1	GASKET,OIL STRAINER NON ASBESTOS			
14-240 B61P-14-240	1	STRAINER,OIL			
23-802		CARTRIDGE,OIL FILTER			

2A01 NA3514-403707

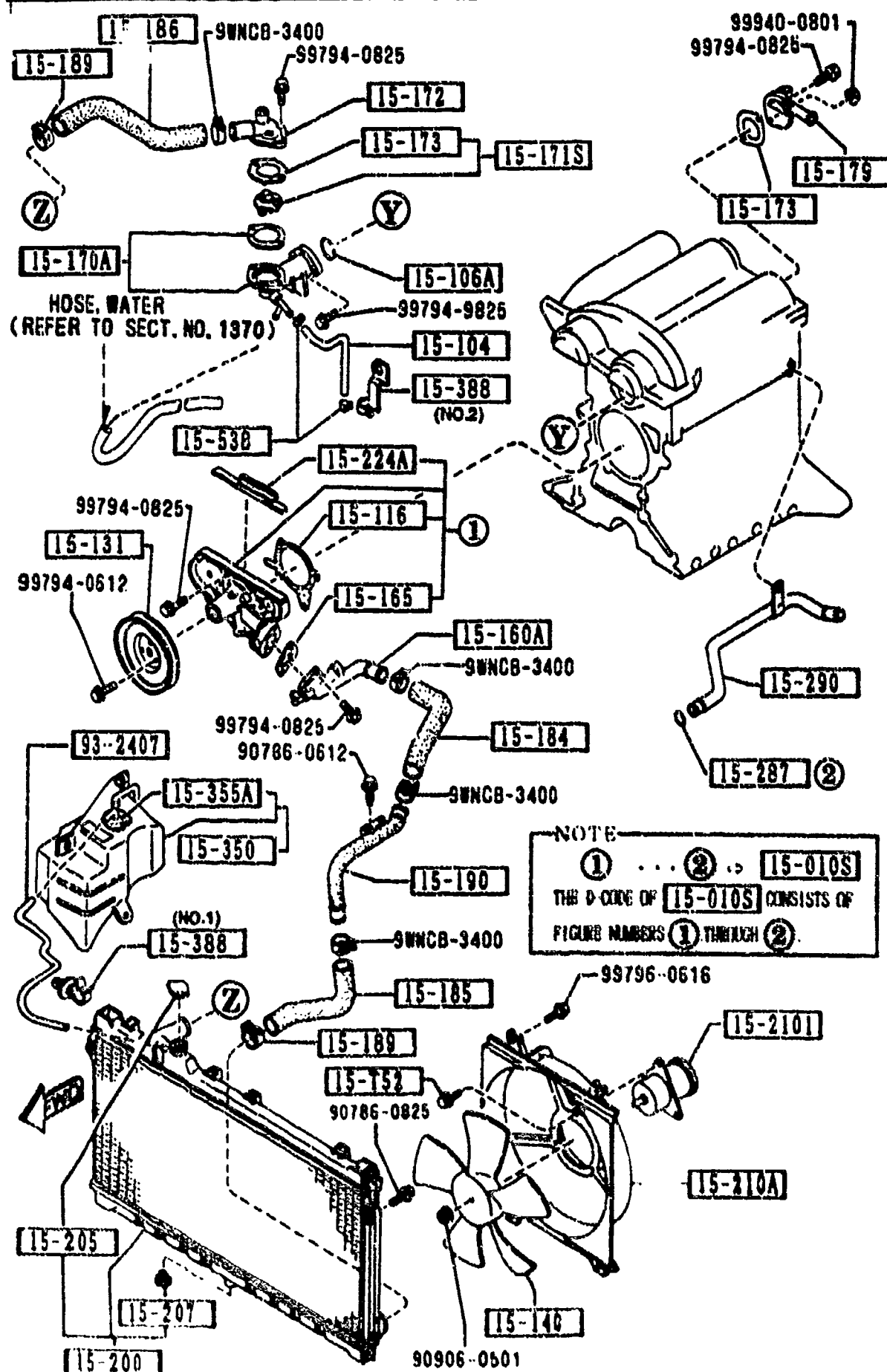


PART NO.	QTY	MODEL/RESTPICTION	MODEL/RESTRICTION	MODEL/RESTRICTION	FROM-TO
CONT'D 86Y1-14-302	1	TOKYO ROKI			



CAT. AUNAOS-04

1500 COOLING SYSTEM



PART NO.	QTY	MODEL/RESTRICTION	MODEL/RESTRICTION	MODEL/RESTRICTION	FROM-TO
15-173	2	GASKET, THERMOSTAT COVER			-3701
8366-15-173 ANC8621-15-173	2	NON ASBESTOS			3701-
8621-15-173	2	OUTLET, WATER			
15-179	1	HOSE, WATER			
861P-15-179A	1	HOSE, WATER			
15-184	1	HOSE, WATER			
861P-15-184	1	HOSE, WATER			
15-185	1	HOSE, WATER			
861P-15-185	1	HOSE, WATER			
15-186	1	CLAMP, HOSE			
861P-15-186	1	PIPE, WATER			
15-189	2	RADIATOR			
8366-15-182	2	CALSONIC (MT)			
15-190	1	CALSONIC (AT)			
861P-15-190	1	CAP, RADIATOR			
15-200	1	CALSONIC			
861P-15-200B	1	COCK, DRAIN			
864J-15-200C	1				
15-203	1				
0316-15-205	1				
15-207	1				
N326-15-203	1				
NF01-15-203	1				
15-210A	1	COWLING, RADIATOR			
861P-15-210B	1	FAN DRIVE			
15-2101	1				
3401 NA351N-418700					-3401
3701 NA351N-423706					3401-

CAT. AUNA03-04

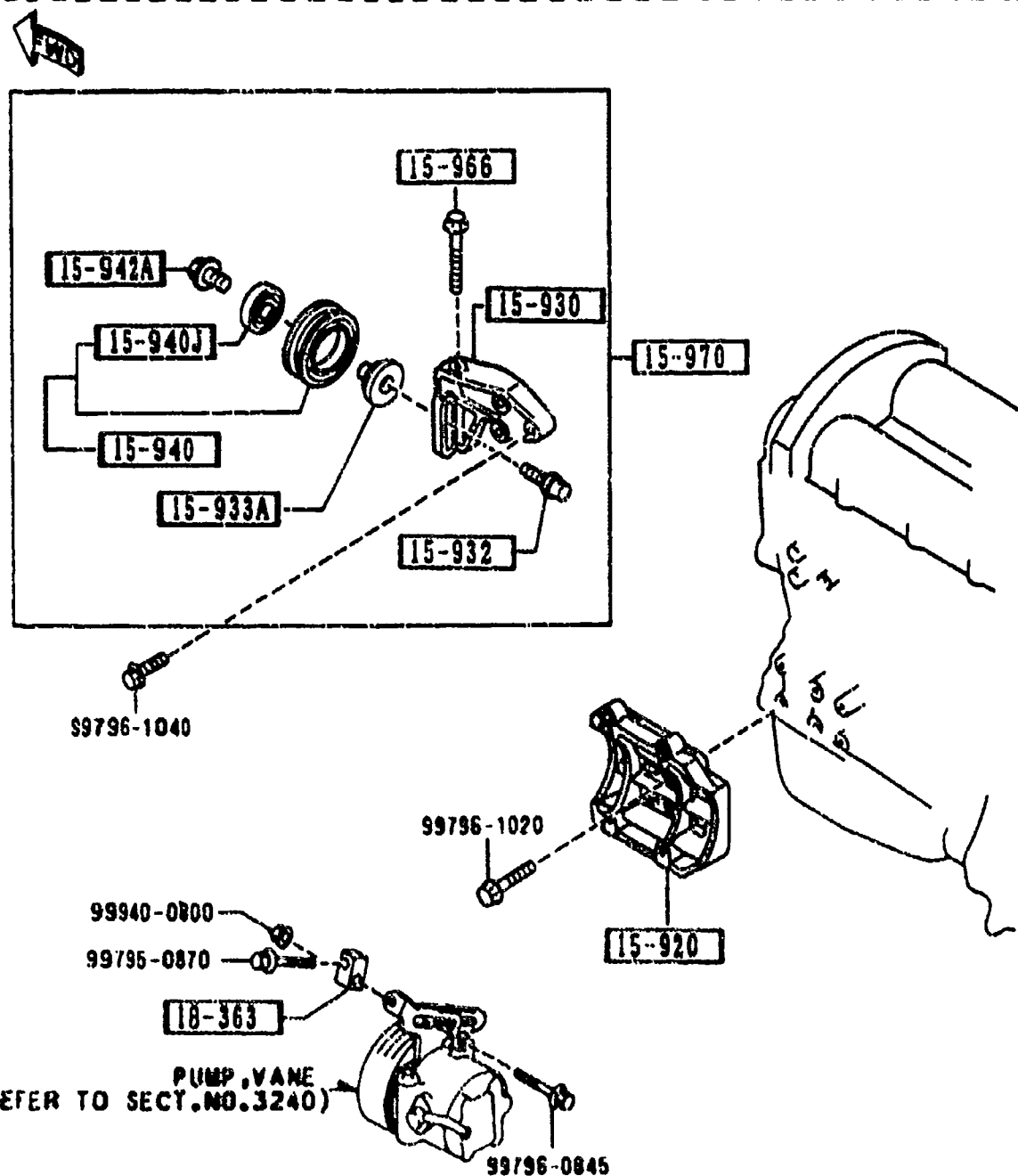
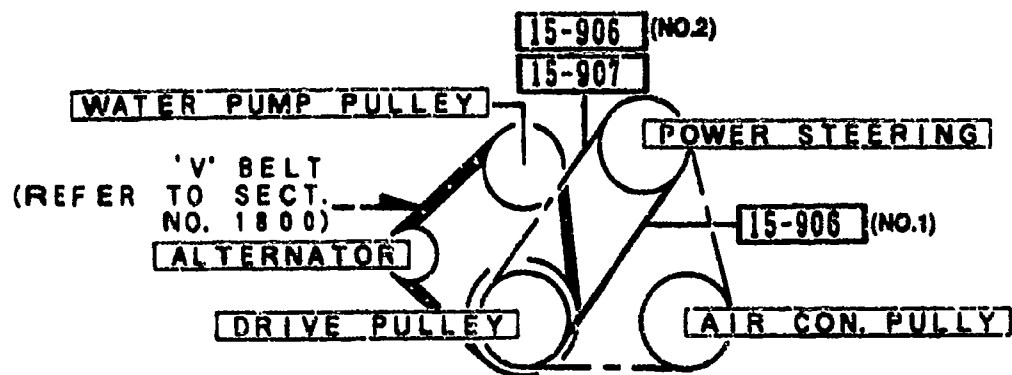
1994-10

1500 COOLING SYSTEM



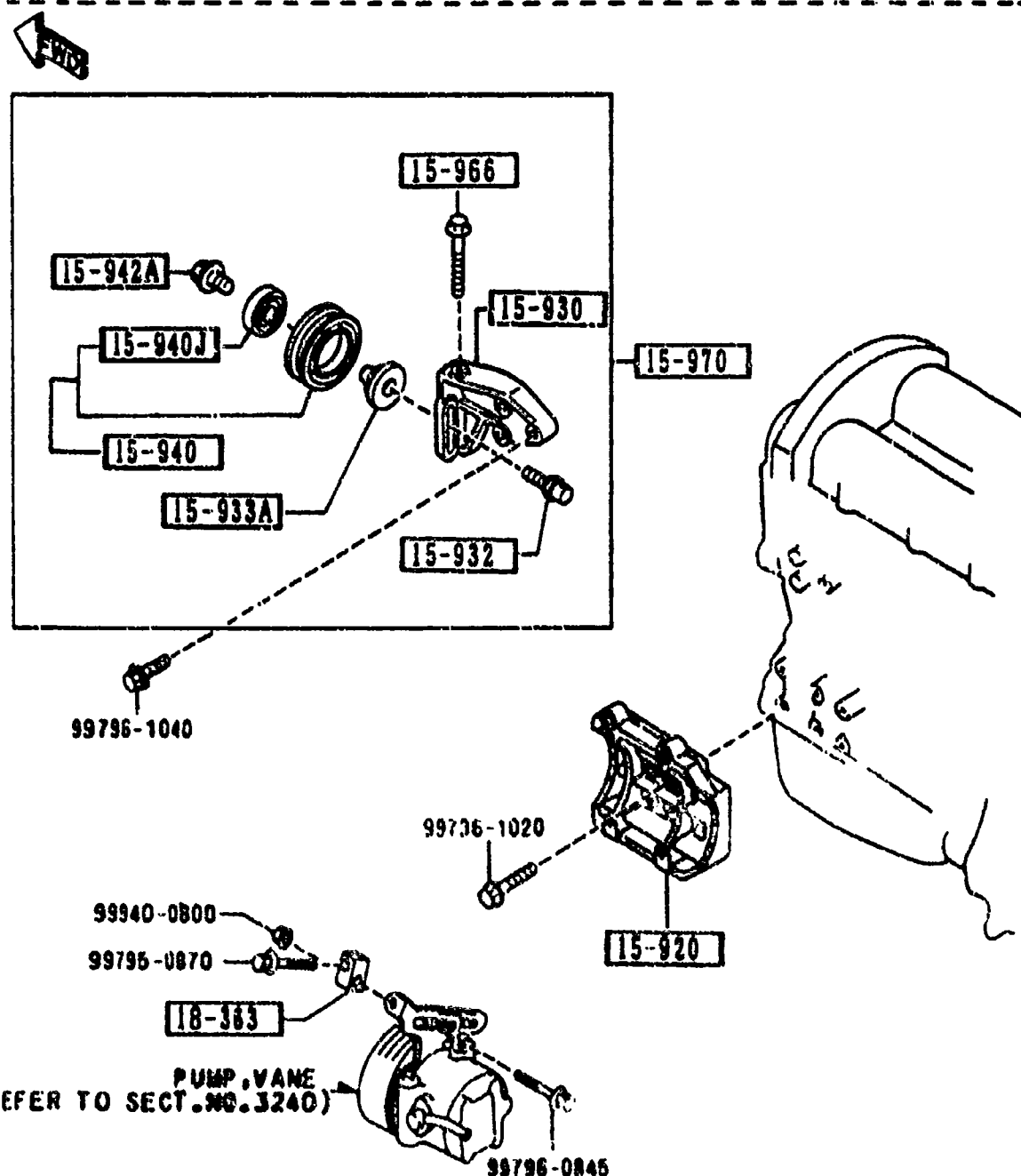
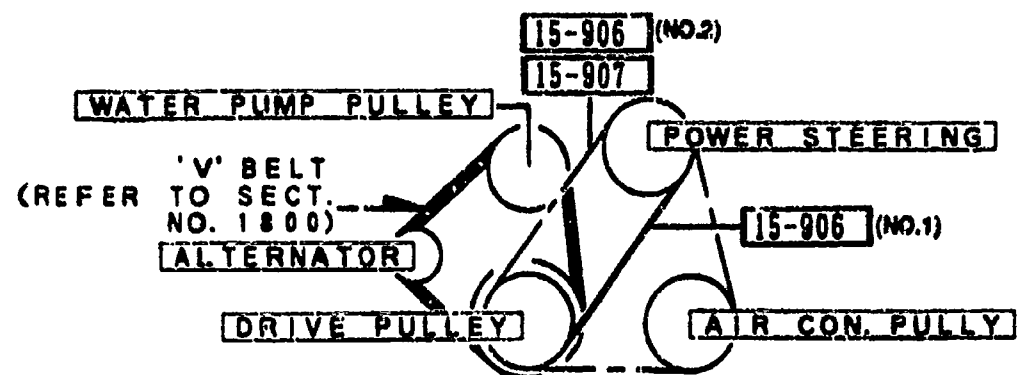
CAT. AUN03-04

1580 BRACKET,PULLEY & BELT



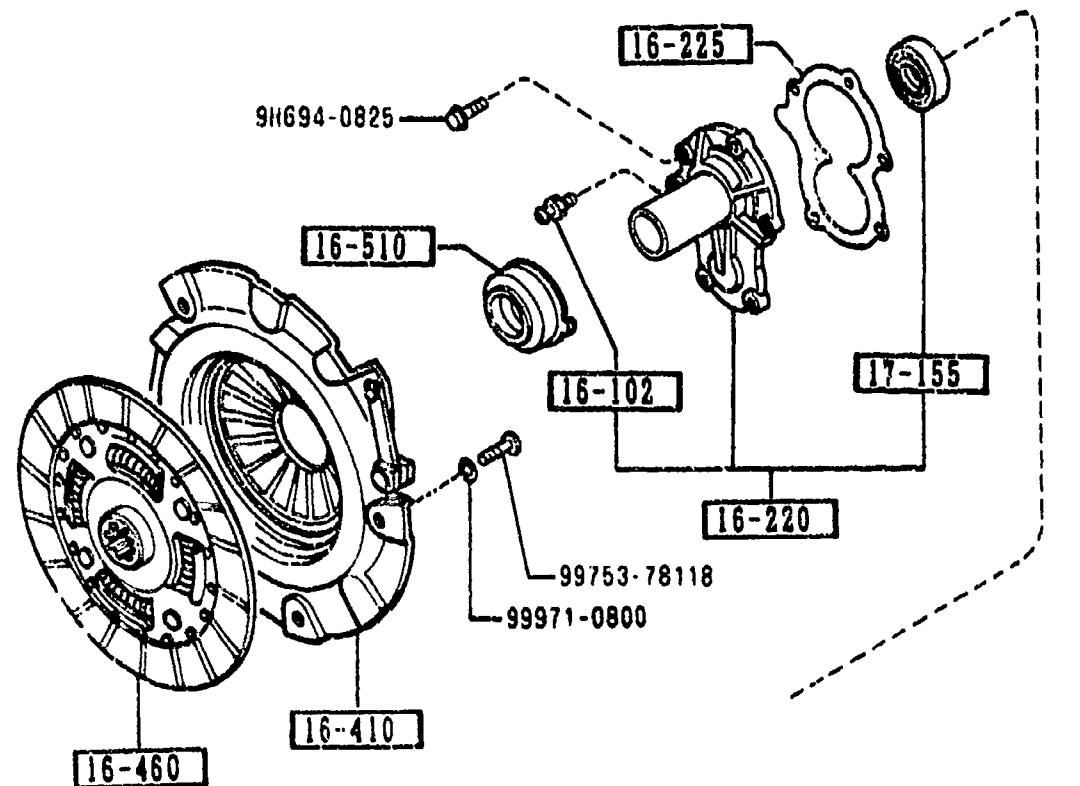
1580 -1 BRACKET,PULLEY & BELT

PART NO.	QTY	MODEL/RESTRICTION	MODEL/RESTRICTION	MODEL/RESTRICTION	FROM-TO
15-906		BELT 'V'			
B61P-15-907A	1	L=855 4PK RIB.BELT PKG-A, RICO-20TH-AWV (ILLUST. NO.1) (W/POWER STEERING)			
B63H-15-908	1	L=855 4PK RIB.V. (W/ AIR-CON.,W/O P. S.) (ILLUST. NO.2)			
15-907		BELT 'V'			
B63H-15-909	1	L=955 4PK RIB.V. (W/ AIR-CON.,W/ P.S.)			
15-920		BRACKET,COMPRESSOR			
B61P-15-810A	1	(A) (W/AIR CON.)			
15-930		BRACKET,IDLE PULLEY			
BP01-15-951	1	(A) (W/ AIR-CON.,W/O P. S.)			
15-932		SHAFT,PULLEY			
B631-15-932	1	(A) (W/ AIR-CON.,W/O P. S.)			
15-933A		COLLAR			
BP01-15-933	1	(A) (W/ AIR-CON.,W/O P. S.)			
15-940		PULLEY,IDLE			
BP01-15-940	1	(A) (W/ AIR-CON.,W/O P. S.)			
15-940J		BEARING			
M99606-83020	1				
15-942A		COLLAR			
E564-15-942	1	(A) (W/ AIR-CON.,W/O P. S.)			
15-966		BOLT,ADJUST			
E564-15-934		(A)			



PART NO.	QTY	MODEL/RESTRICTION	MODEL/RESTRICTION	MODEL/RESTRICTION	FROM-TO
CONT'D	1	((W/ AIR-CON., W/O P. S.))			
15-970		PULLEY, IDLE			
BP01-15-930	1	((A) ((W/ AIR-CON., W/O P. S.))			
18-363		SPACER, STRAP			
F201-18-363	1	PKG-A, RICO-20TH-ANV ((W/POWER STEERING))			-3506
FP02-18-363	1	PKG-A, RICO-20TH-ANV ((W/POWER STEERING))			3506-
3506 NA351N-420224					

1600 CLUTCH DISC & COVER (MANUAL)



16-460

16-410

16-225

9H694-0825

16-510

16-102

17-155

16-220

99753-78118

99971-0800

99796-1260

99796-1280

99940-1201

16-520

16-232A

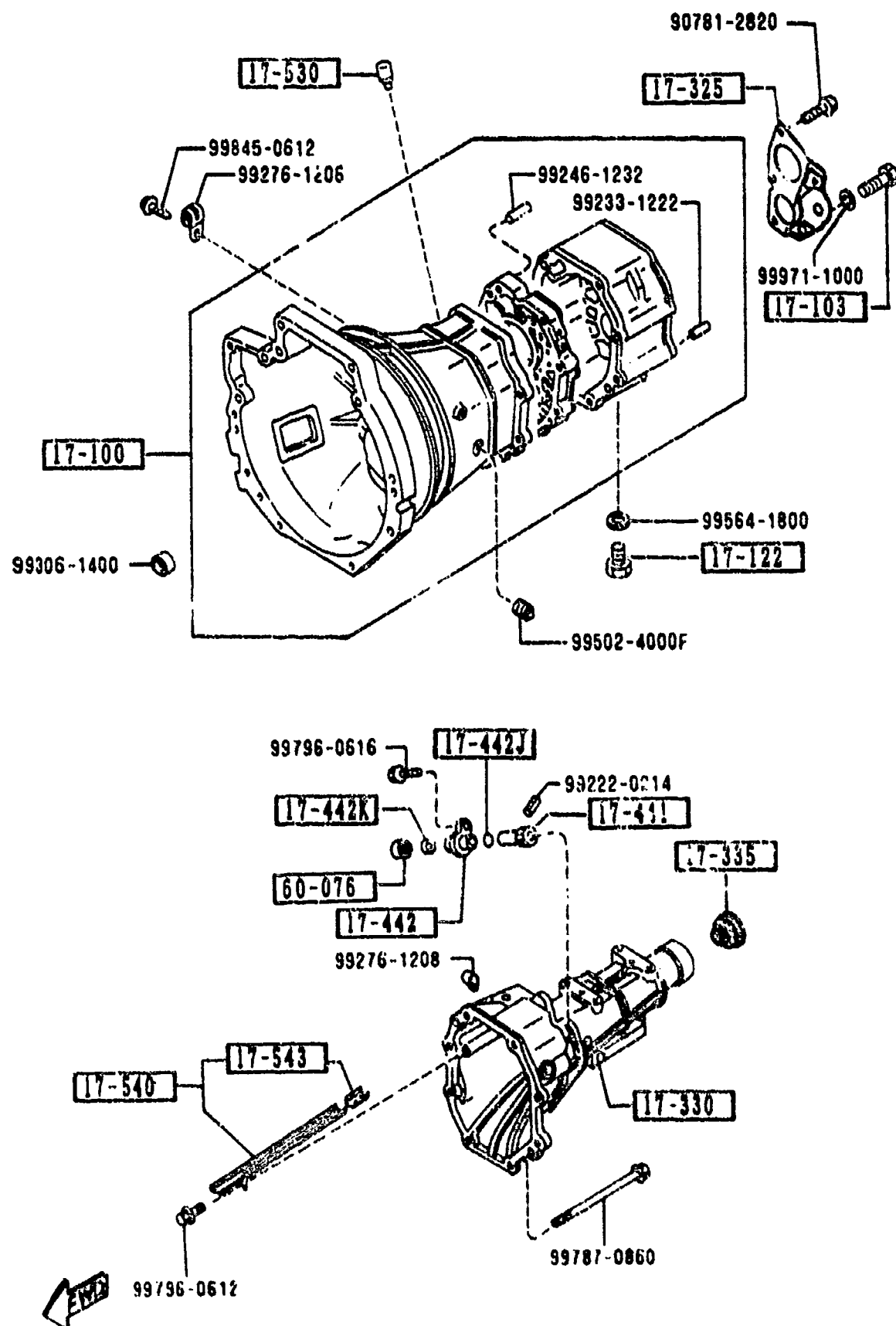
16-214

99796-1260

CASE, T/MISSION
(REFER TO SECT. NO. 1700)

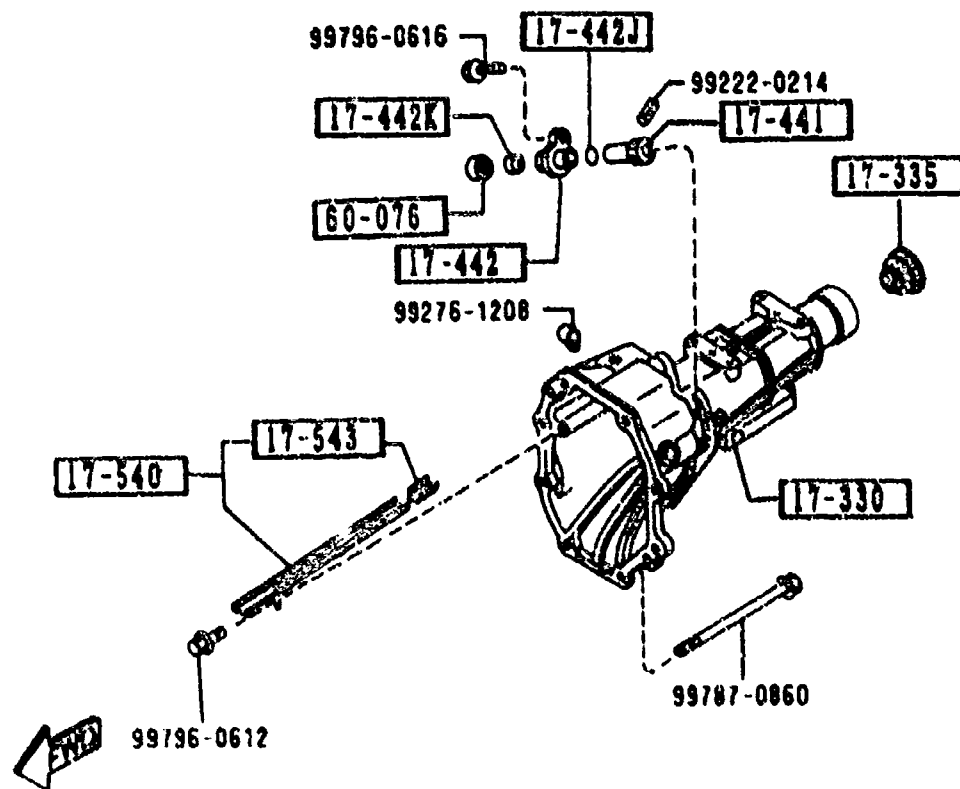
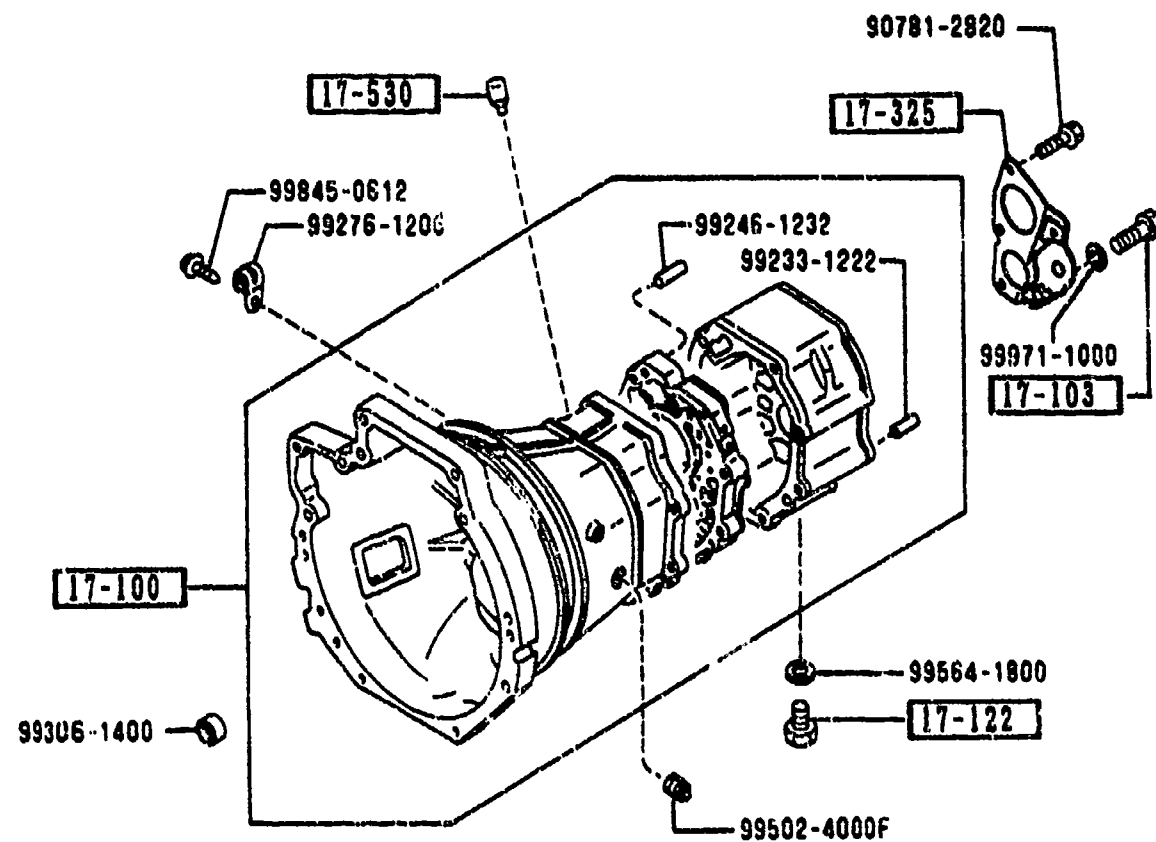
PART NO.	QTY	MODEL/RESTRICTION	MODEL/RESTRICTION	MODEL/RESTRICTION	FROM-TO
16-102 0603-16-102B	1	PIN, PIVOT-CLUTCH REL. FORK			
16-214 FE86-16-214	1	COVER, DUST-CLUTCH FORK			
16-220 B622-16-220	1	COVER, FRONT CLUTCH			
16-225 FE50-16-225A	1	GASKET, FRONT COVER			
16-232A 1416-16-232A	1	SUPPORTER, FORK			
16-410 B622-16-410	1	COVER, CLUTCH			
16-460 B630-16-460	1	DISC, CLUTCH NON ASBESTOS			
16-510 B622-16-510	1	COLLAR, CLUTCH REL.			
16-520 B622-16-520	1	FORK, CLUTCH RELEASE			
17-155 H501-17-103	1	SEAL, OIL			

1700 TRANSMISSION CASE (MANUAL)



PART NO.	QTY	MODEL/RESTRICTION	MODEL/RESTRICTION	MODEL/RESTRICTION	FROM-TO
17-100		CASE, T/MISSION			
M526-17-100	1				
17-103		BOLT			
M501-17-103	2				
17-122		PLUG, MAGNET			
0810-17-121	1				
17-325		COVER, BEARING			
M501-17-370A	1				
17-330		HOUSING, EXTENSION			
M519-17-330	1				
17-335		SEAL, OIL			
M507-17-335A	1				
17-441		GEAR, DRIVEN			
1472-17-441A	1	N=23			
17-442		SLEEVE, SPEEDOMETER			
1669-17-442B	1				
17-442J		RING, 'O'			
1011-17-443	1				
17-442K		SEAL, OIL			
99586-08166	1				
17-530		BREATHER, AIR-T/MISSION			
0884-17-530	1				
17-540		PASS, OIL			
M509-17-540	1				
17-543		RUBBER, SEAL			
M501-17-543A	1				
60-076		GASKET, GUIDE SEAL-SPEEDOMETER			

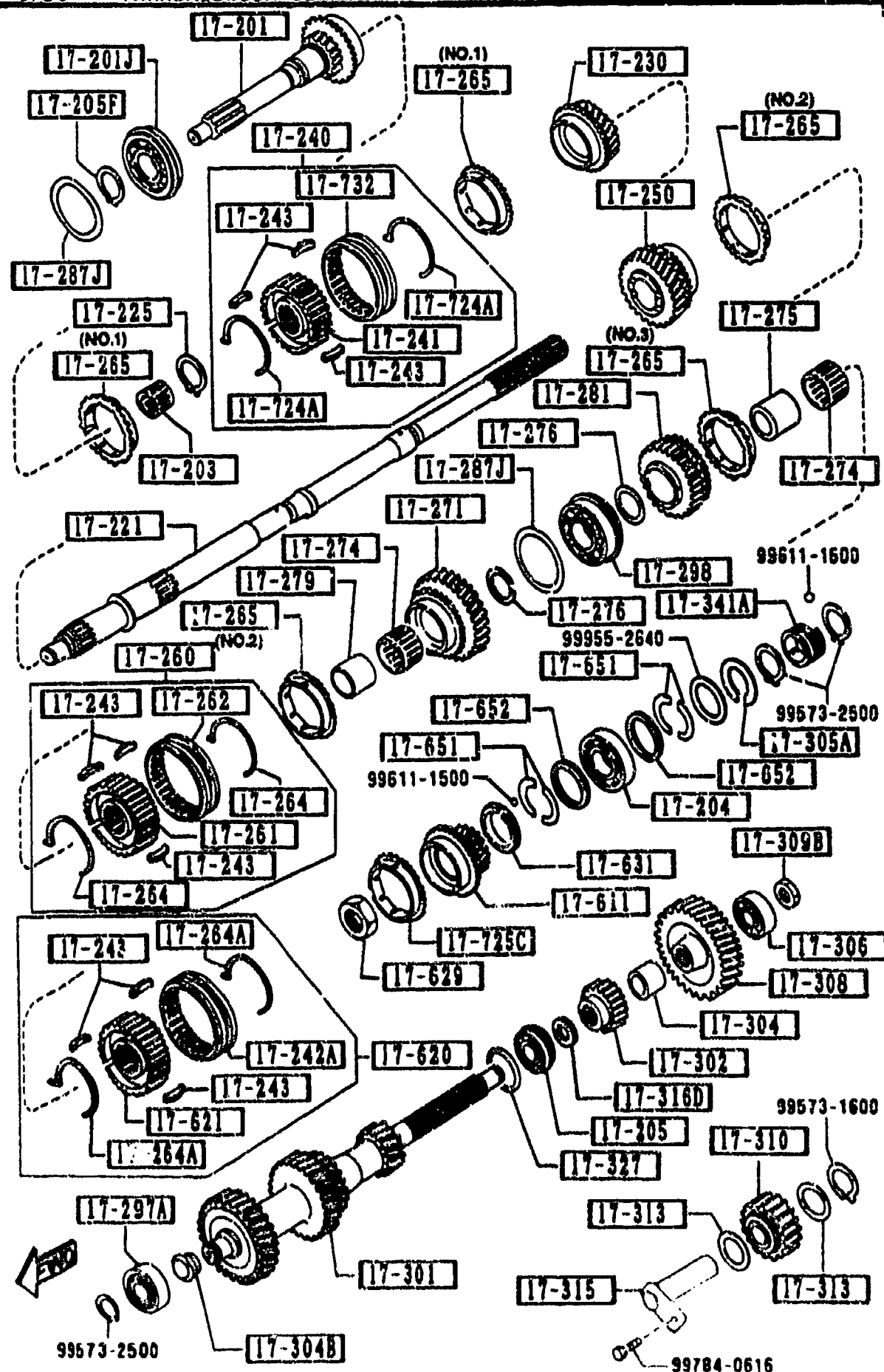
1700 TRANSMISSION CASE (MANUAL)



PART NO.	QTY	MODEL/RESTRICTION	MODEL/RESTRICTION	MODEL/RESTRICTION	FROM-TO
CONT'D 8092-60-076A	1				-3401
3401 NAS5'A-418700					



CAT. AUN403-04



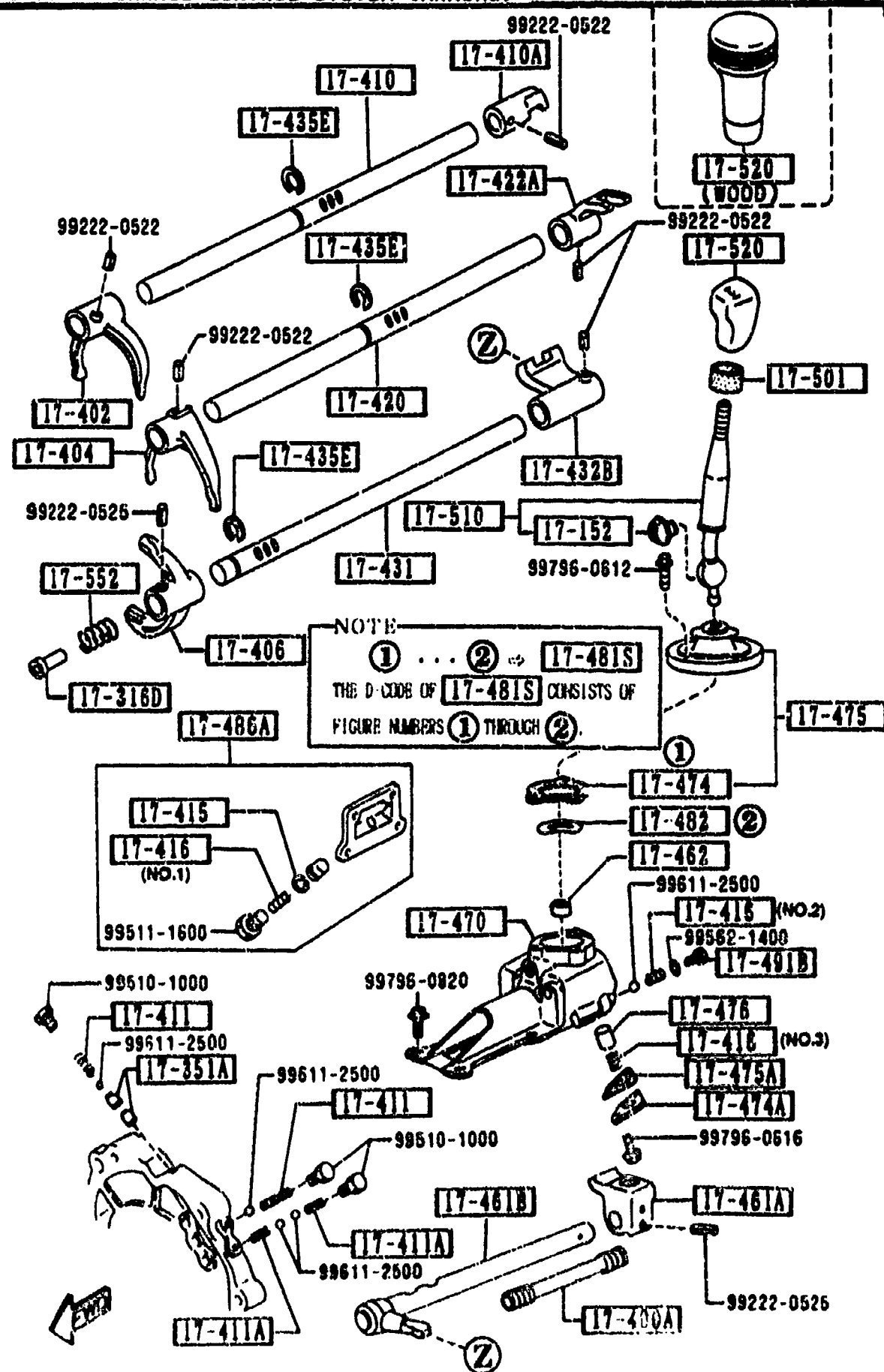
PART NO.	QTY	MODEL/RESTRICTION	MODEL/RESTRICTION	MODEL/RESTRICTION	FROM-TO
CONT'D					
0259-17-278	2	T=3.2MM			
0259-17-279	2	T=3.7MM			
17-279		SLEEVE, GEAR			
8540-17-275A	1				
17-281		GEAR, REVERSE			
M513-17-281	1				
17-287J		SHIM, ADJUST			
99963-6310	2	T=0.1MM			
99963-6315	1	T=0.15MM			
99963-6330	2	T=0.3MM			
17-297A		BEARING, BALL-COUNTER SHAFT G.			
M502-17-297A	1				
17-298		BEARING			
M502-17-298A	1				
17-301		GEAR, COUNTER SHAFT			
M528-17-301	1				-3701
A (M528-17-301A)					3701-
M528-17-301A	1				
17-302		GEAR, COUNTER REVERSE			
M516-17-302	1				
17-304		SPACER			
M504-17-304	1				
17-304B		SPACER			
M501-17-304B	1				-3702
17-305A		RING, RETAINING-BALL BEARING			
0839-17-305B	1				
3701 M551M-423706					



CAT. AUMAD3-04



CAT. AUM103--04



PART NO.	QTY	MODEL/RESTRICTION	MODEL/RESTRICTION	MODEL/RESTRICTION	FROM-TO
17-152		BUSH			
M501-17-515	1				
17-316D		SPACER			
M504-17-316	1				
17-351A		PIN, INTER LOCK			
0114-17-351	2				
17-402		FORK, SHIFT (1ST&2ND)			
M503-17-402	1				
17-404		FORK, SHIFT (3RD&4TH)			
M501-17-404B	1				
17-406		FORK, SHIFT			
M504-17-406A	1				
17-410		ROD, SHIFT (1ST&2ND)			
M503-17-411	1				
17-410A		END, S/ROD (1ST&2ND)			
M507-17-412	1				
17-411		SPRING, SHIFT ROD			
0103-17-411	2	5TH & REVERSE			
17-411A		SPRING, SHIFT ROD-REVERSE			
0014-17-411	2				
17-415		RING, RETAINING-SHIFT ROD END			
3648-17-415	1				
17-416		SPRING, SHIFT ROD END			
M501-17-416	1	(ILLUST. NO.1)			
M501-17-416	1	(ILLUST. NO.2)			
M505-17-416	1	(ILLUST. NO.3)			
17-420		ROD, SHIFT (3RD&4TH)			
M503-17-421	1				



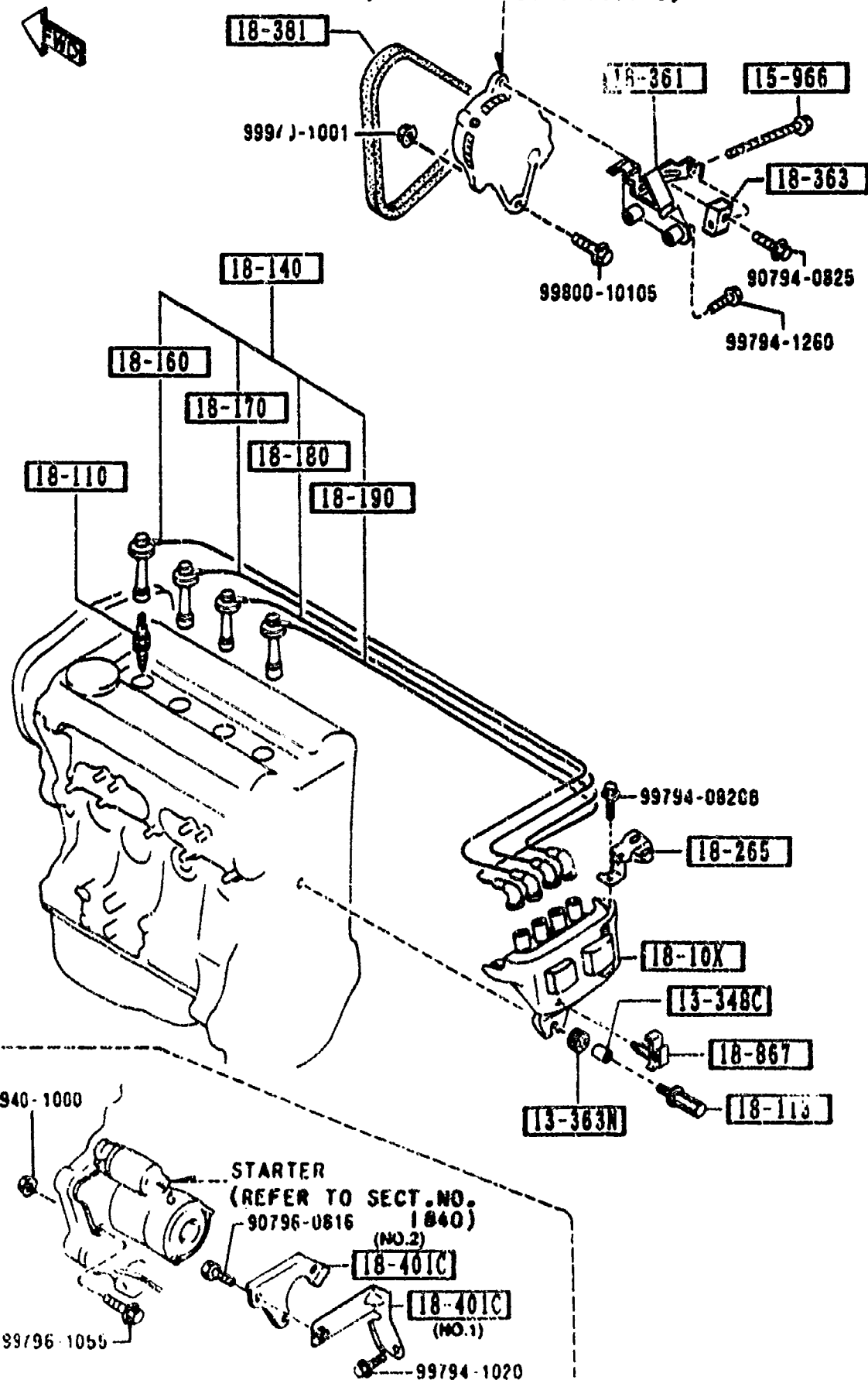
CAT. ALMA03-04



CAT. AUNA03-06

1800 ENGINE ELECTRICAL SYSTEM

ALTERNATOR
(REFER TO SECT.NO.1830)



PART NO.	QTY	MODEL/RESTRICTION	MODEL/RESTRICTION	MODEL/RESTRICTION	FROM-TO
13-348C B61P-13-348	2	SPACER			
13-363N B61P-13-363A	1	RUBBER, MOUNTING			
15-966 FE38-15-966	1	BOLT, ADJUST			
18-10X B61P-18-10XD	1	COIL & IGNITER			
18-110 BP01-18-110	4	PLUG, SPARK BKR5E-11 NGK (STD.)			
BP02-18-110	4	K16PR-U11 NO (STD.)			
BP03-18-110	4	BKR6E-11 NGK (OPTION COLD TYPE)			
BP04-18-110	4	K20PR-U11 NO (OPTION CO'D TYPE)			
BP05-18-110	4	BKR7E-11 NGK (OPTION COLD TYPE)			
BP06-18-110	4	K22PR-U11 NO (OPTION COLD TYPE)			
18-113 B61P-18-1A5A	1	BOLT			
18-140 B61P-18-140C	1	CORD SET, HI. TENSION			
18-160 B61P-18-160C	1	CORD NO.1, HI. TENSION			
18-170 B61P-18-170B	1	CORD NO.2, HI. TENSION			
18-180 B61P-18-180B	1	CORD NO.3, HI. TENSION			
18-190		CORD NO.4, HI. TENSION			

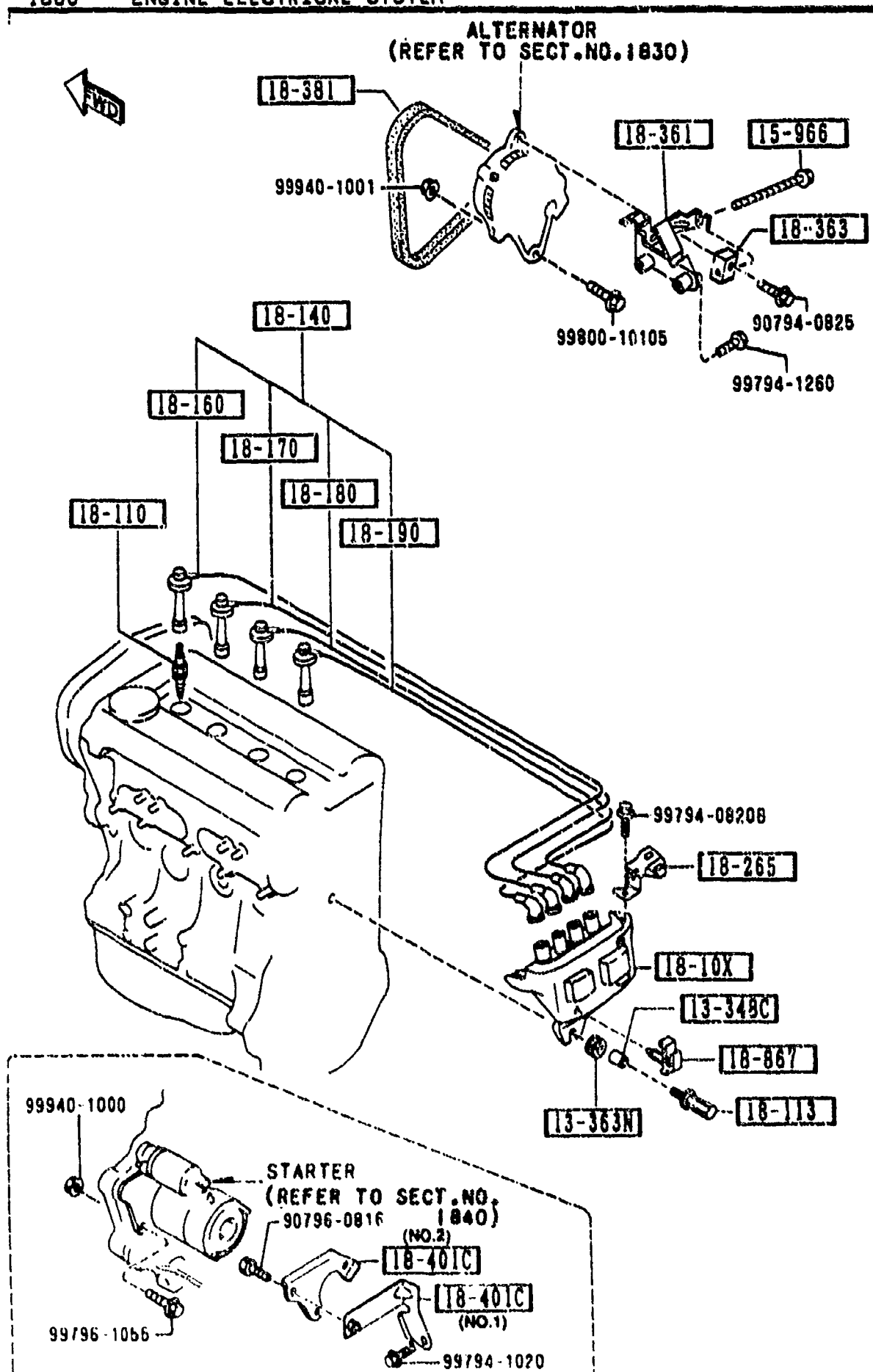
AUNA03

CAT. AUNA03-04

1994-10

1800 ENGINE ELECTRICAL SYSTEM

1800 -2 M ENGINE ELECTRICAL SYSTEM



AUNA03

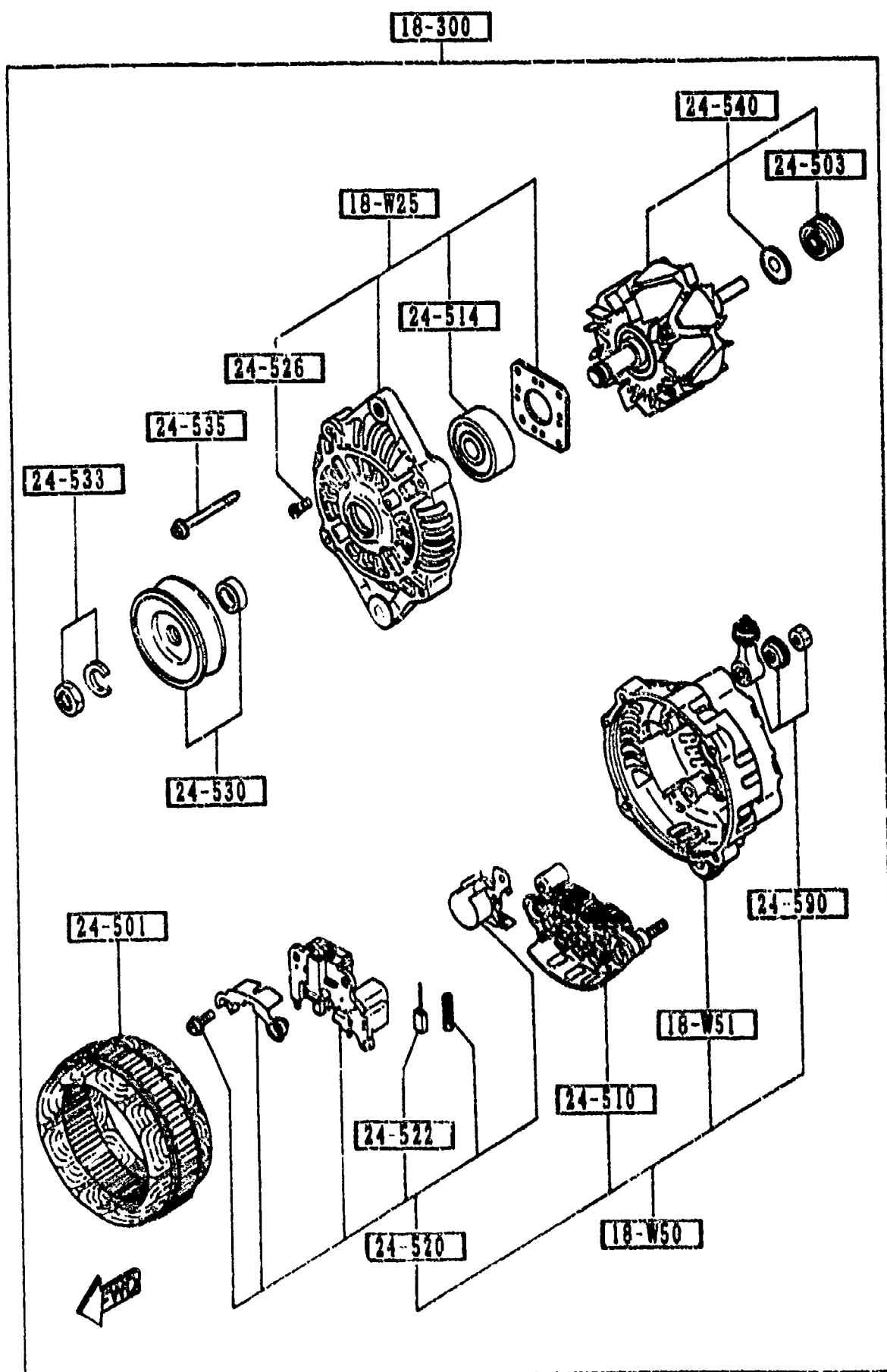
PART NO.	QTY	MODEL/RESTRICTION	MODEL/RESTRICTION	MODEL/RESTRICTION	FROM-TO
CONT'D B61P-18-190C	1				
18-265		CLIP, COUPLER			
B61R-18-266A	1				
18-361		STRAP, ALTERNATOR			
B61P-18-360A	1				
18-363		SPACER, STRAP			
F201-18-363	1				
FP02-18-363	1				
18-381		BELT 'V'			
B6S7-18-381B	1	AUTO-FLEX-3 A-34.7			
18-401C		BRACKET, STARTER			
B61P-18-410	1	(ILLUST. NO. 1)			
B660-18-411C	1	(ILLUST. NO. 2)			
18-867		CLIP			
FE30-18-867A	1				

-3506
3506-

3506 NA351M-420224

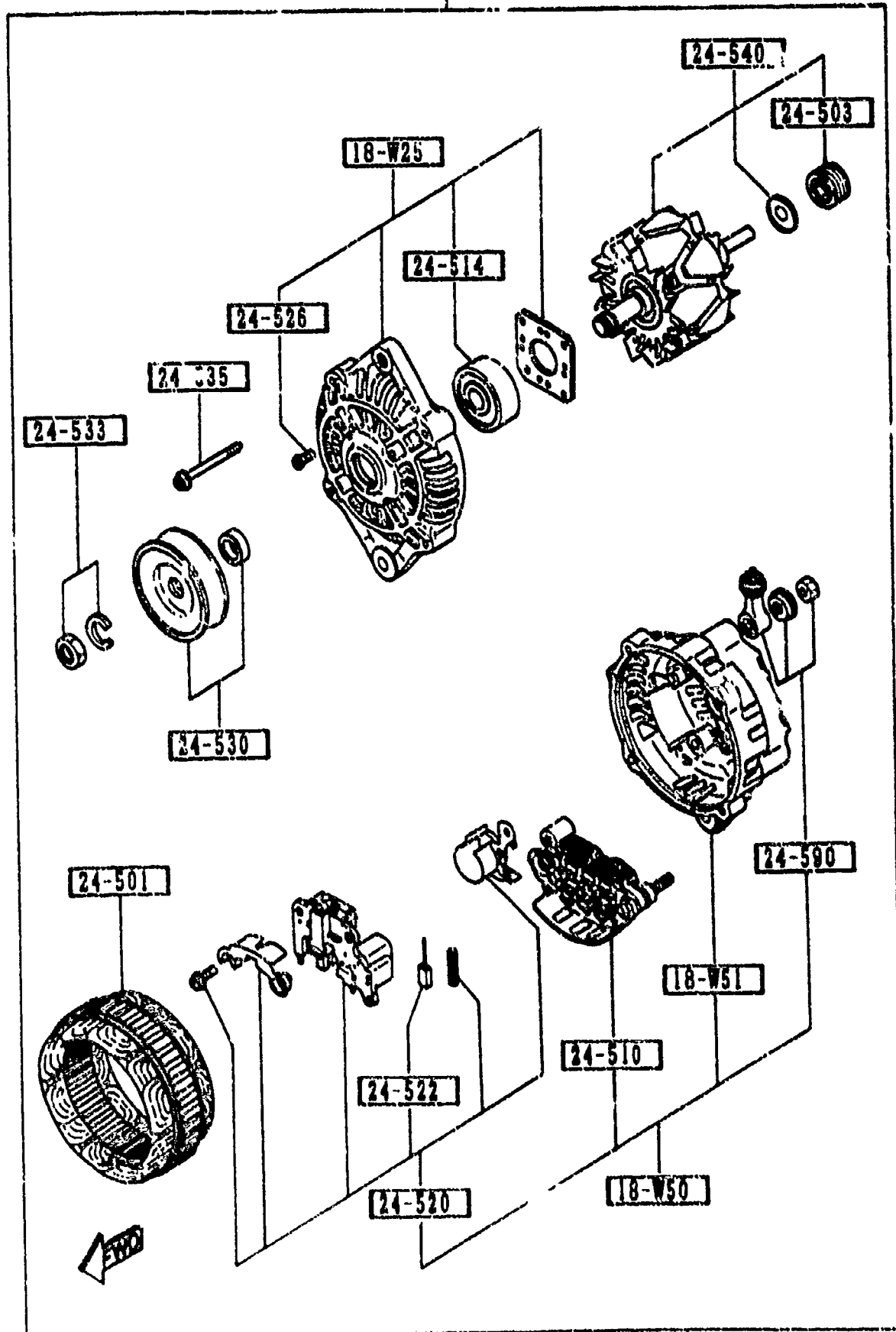
CAT. AUNA03-04

1994-10

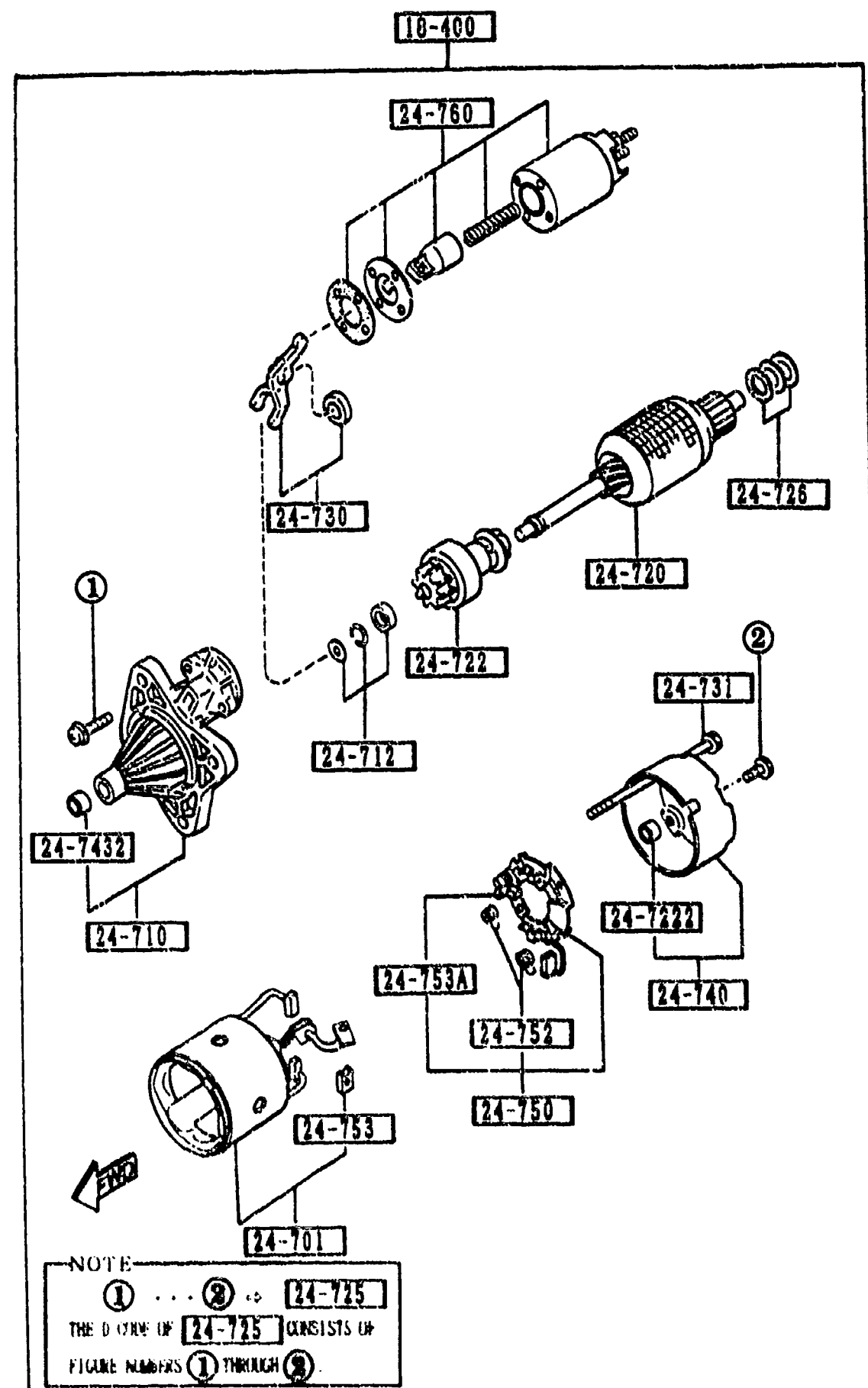


PART NO.	QTY	MODEL/RESTRICTION	MODEL/RESTRICTION	MODEL/RESTRICTION	FROM-TO
18-W25 B64J-18-W25	1	COVER, FRONT-ALTERNATOR			
18-W50 B61P-18-W50A B64J-18-W50A	1 1 (MT) 1 (AT)	COVER, REAR-ALTERNATOR			
18-W51 B3C7-18-W51	1	COVER, REAR-ALTERNATOR			
18-300 B61P-18-300E B64J-18-300B	1 1 (MT) 1 (AT)	ALTERNATOR			
24-501 B366-18-W45 Q608-18-W45	1 1 (AT) 1 (MT)	STATOR			
24-503 N355-18-W36	1	BEARING, BALL-ALT. REAR			
24-510 B61R-18-W60 B64J-18-W60	1 1 (MT) 1 (AT)	RECTIFIER			
24-514 PN16-18-W27	1	BEARING, BALL-ALT. FRONT			
24-520 B64J-18-W70A	1	REGULATOR, VOLTAGE			
24-522 B3C7-18-W77	2	BRUSH			
24-526 RF71-18-W26	1	SCREW SET			
24-530 B61P-18-W10	1	PULLEY			

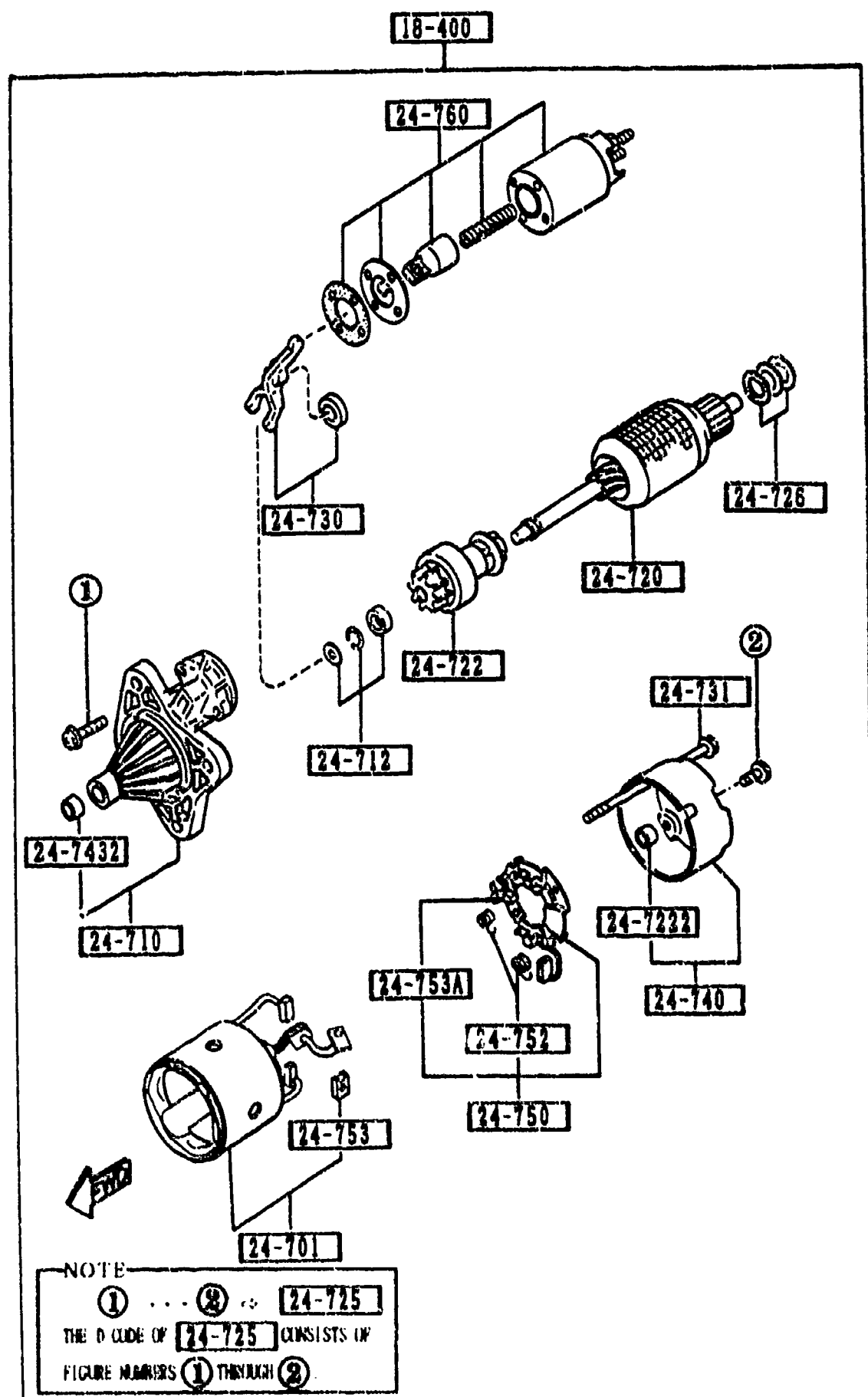
18-300



PART NO.	QTY	MODEL/RESTRICTION	MODEL/RESTRICTION	MODEL/RESTRICTION	FROM-TO
24-533		NUT SET			
B3C7-18-W05	1				
24-535		SCREW SET			
RF71-18-W20	1				
24-540		ROTOR			
B61R-18-W35A	1	(MT)			
B64J-18-W35A	1	(AT)			
24-590		TERMINAL SET			
N337-18-W00	1				

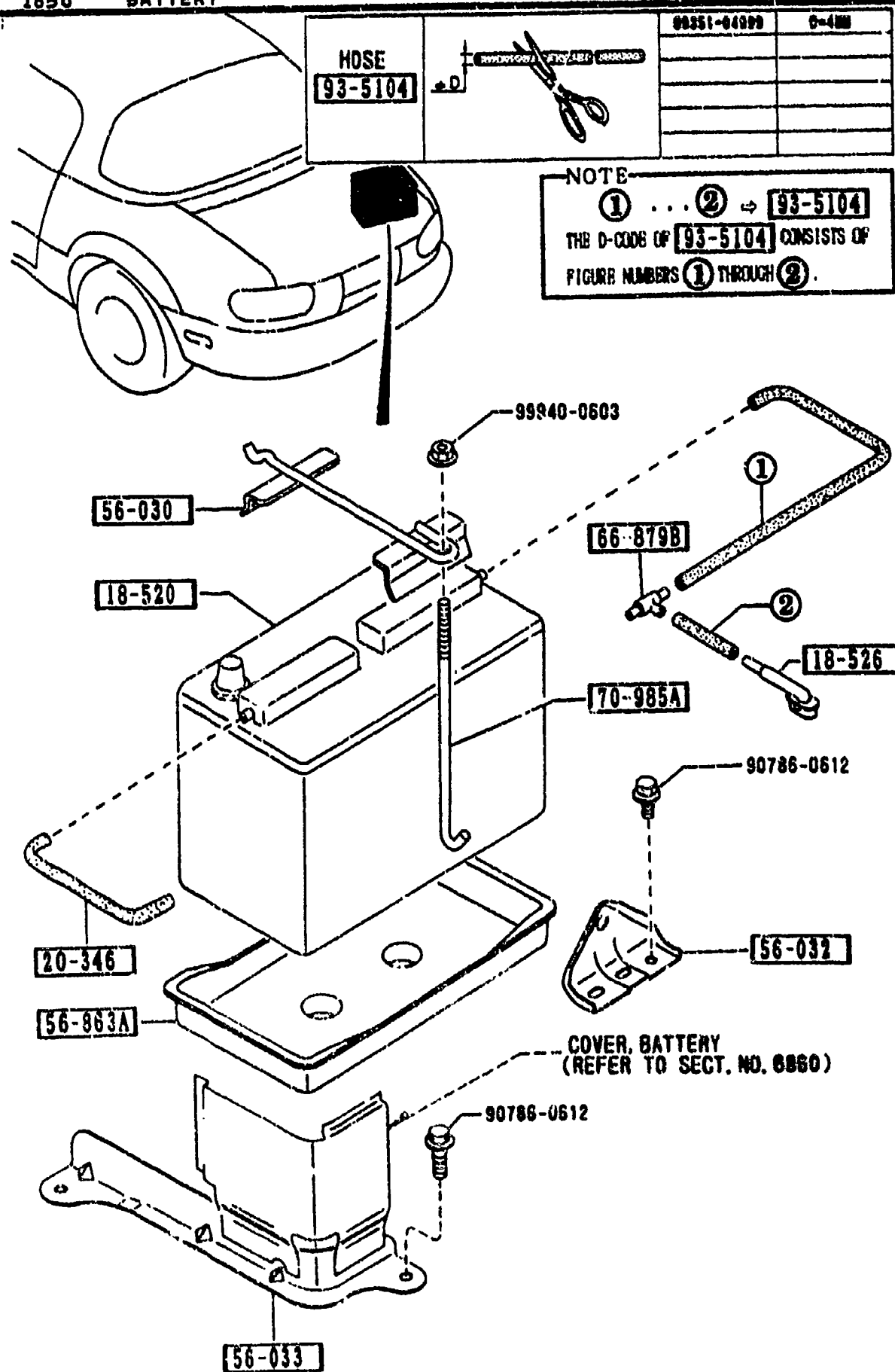


PART NO.	QTY	MODEL/RESTRICTION	MODEL/RESTRICTION	MODEL/RESTRICTION	FROM-TO
18-400		STARTER			
B61R-18-400A	1	NON ASBESTOS			
24-701		YOKE			
B61R-18-X65	1				
24-710		BRACKET, FRONT			
B61R-18-X00	1				
24-712		STOPPER SET			
E356-18-X30	1				
24-720		ARMATURE			
B658-18-X60	1	NON ASBESTOS			
24-722		CLUTCH, OVER RUNNING			
B630-18-X45	1				
24-7222		SLEEVE, BEARING-REAR			
E356-18-X81	1				
24-725		SCREW SET			
E356-18-X95	1				
24-726		WASHER SET			
E356-18-X92	1				
24-730		LEVER			
E356-18-X09	1				
24-731		BOLT SET			
B630-18-X90	2				
24-740		BRACKET, REAR			
E356-18-X80	1				
24-7432		SLEEVE, BEARING-FRONT			
F210-18-X01	1				



PART NO.	QTY	MODEL/RESTRICTION	MODEL/RESTRICTION	MODEL/RESTRICTION	FROM-TO
24-750 B61R-18-X70	1	HOLDER, BRUSH			
24-752 0222-24-752A	4	SPRING, BRUSH			
24-753 B630-18-X66	2	BRUSH, YOKE			
24-753A B660-18-X66	2	BRUSH			
24-760 E356-18-X10	1	SWITCH			

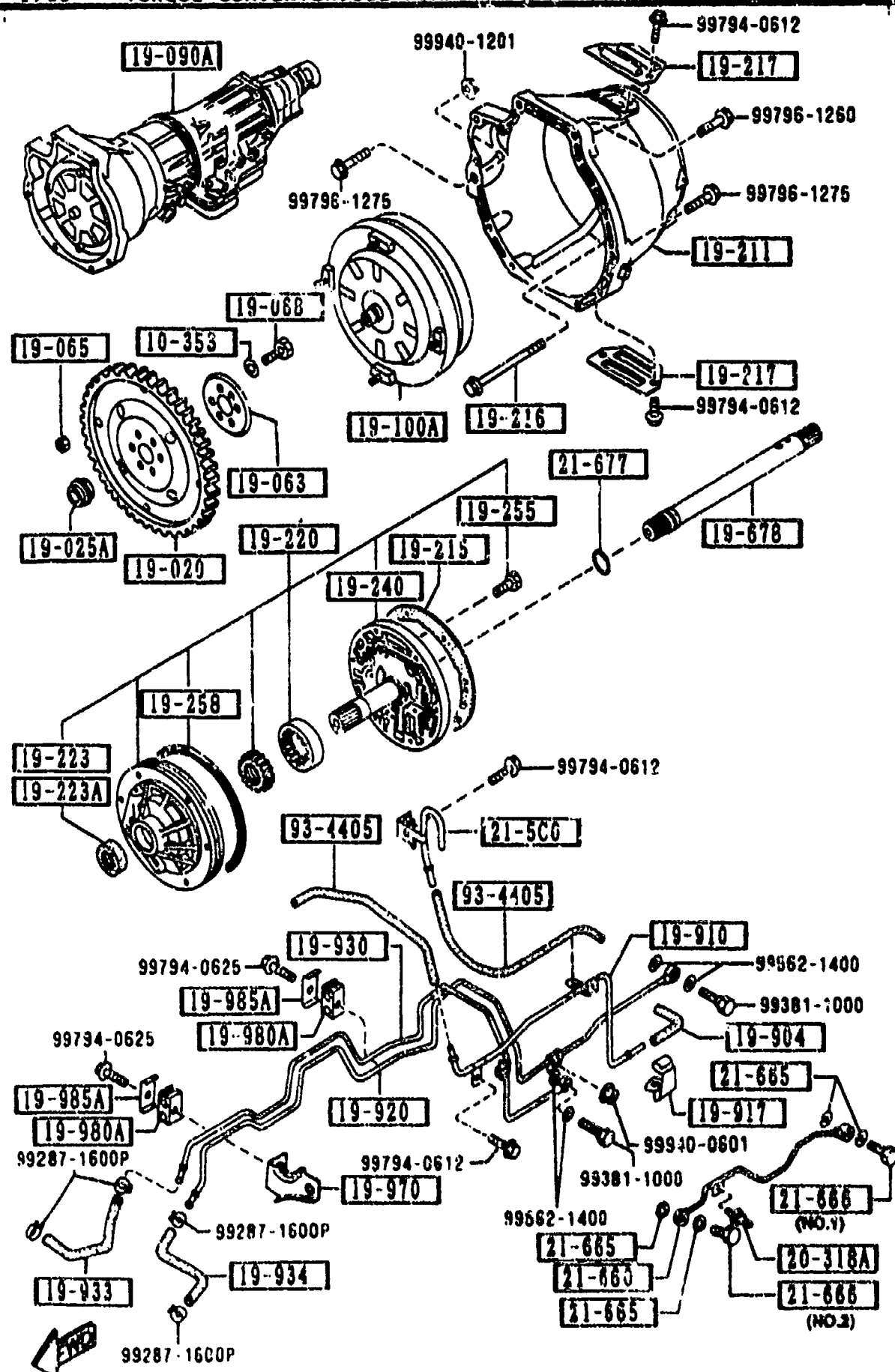
1850 BATTERY



1850 -1 M BATTERY

PART NO.	QTY	MODEL/RESTRICTION	MODEL/RESTRICTION	MODEL/RESTRICTION	FROM-TO
18-520		BATTERY			
B6AC-18-520	1	S46A24L(S) PANASONIC			
18-526		CONNECTOR, TUBE-BATTERY			
B61P-18-526	1				
20-346		TUBE, VACUUM			
B61P-18-524	1				
56-030		CLAMP, BATTERY			
NA01-56-03XA	1				
56-032		BRACKET, BATTERY CLAMP			
NA01-56-032A	1				
56-033		BRACKET, STOPPER-BATTERY			
NA01-56-033A	1				
56-863A		TRAY, BATTERY			
B095-56-032	1				
66-879B		JOINT			
0813-66-879	1				
70-985A		BOLT, CLAMP			
0259-54-292A	1				
93-5104		HOSE			
99351-04999	1				

1910 TORQUE CONVERTER, OIL PUMP & PIPINGS (AUTOMATIC)



ALMA03

1910 -1 TORQUE CONVERTER, OIL PUMP & PIPINGS (AUTOMATIC)

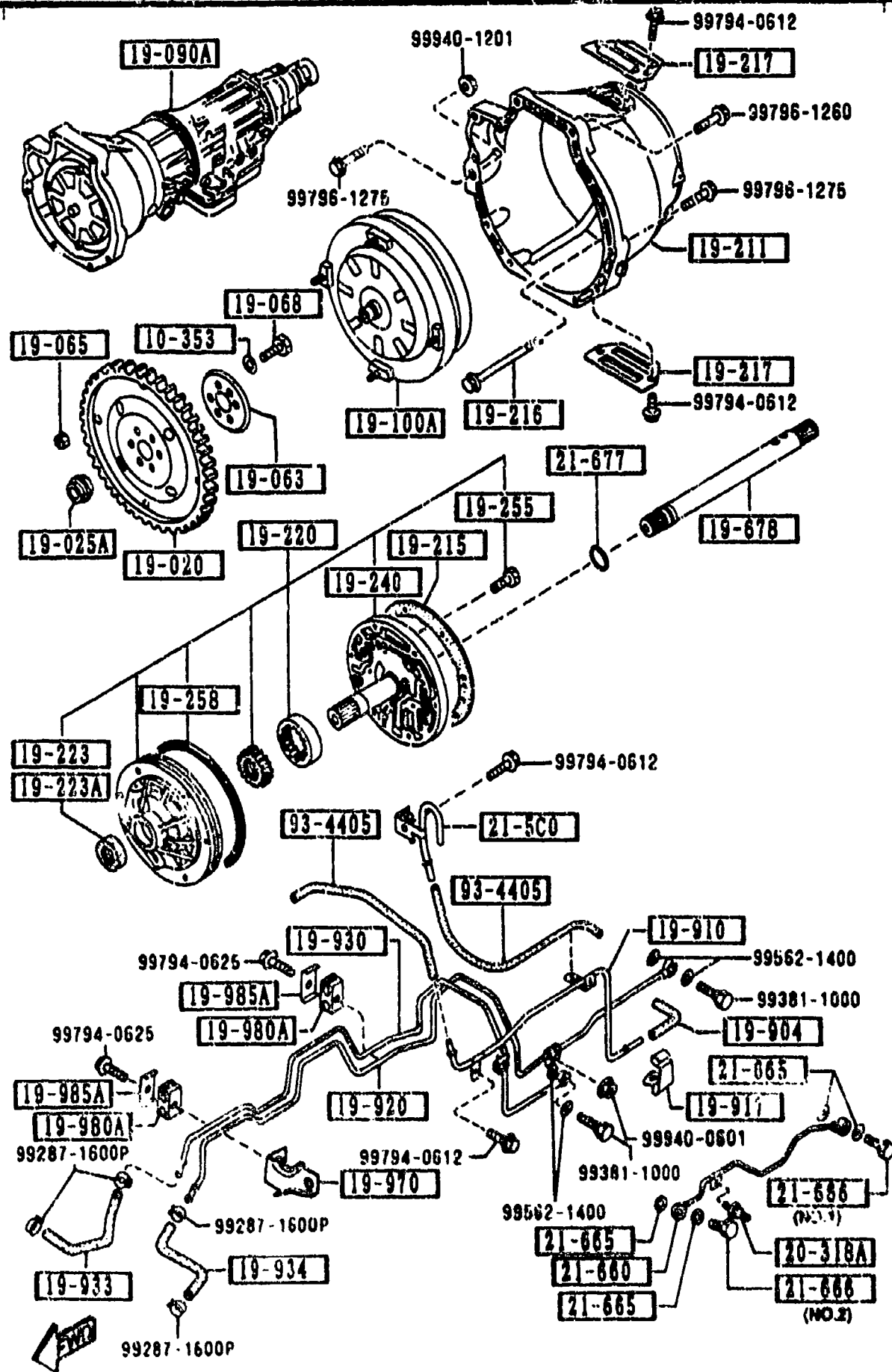
PART NO.	QTY	MODEL/RESTRICTION	MODEL/RESTRICTION	MODEL/RESTRICTION	FROM-TO
10-353		WASHER, PLAIN			
1290-10-353	6				
19-020		PLATE, DRIVE			
BU55-19-020	1				
19-025A		ADAPTER, DRIVE PLATE			
FU60-19-025	1				
19-063		PLATE, BACKING			
FT31-19-063	1				
19-065		NUT			
FU51-19-065	4				
19-068		BOLT, LOCK			
FT31-19-068	6				
19-090A		T/MISSION CPT.			
BUY2-19-090A (BUY2-19-090B)	1				-2C07
BUY2-19-090B	1				2C07--
19-100A		CONVERTER, TORQUE			
BU55-19-100	1				
19-211		HOUSING, CONVERTER			
BU55-19-211	1				
19-215		GASKET, OIL PUMP			
BU61-19-215	1	ASBESTOS			-2C07
BU46-19-215	1	NON ASBESTOS			2C07--
19-216		BOLT			
BU01-19-216	6				
19-217		COVER, BLIND			
BU55-19-217	2				

2C07 NA351W-407852

CAT. ALMA03-04

1994-10

1910 TORQUE CONVERTER, OIL PUMP & PIPINGS (AUTOMATIC)



AUNA03

1910 -2 TORQUE CONVERTER, OIL PUMP & PIPINGS (AUTOMATIC)

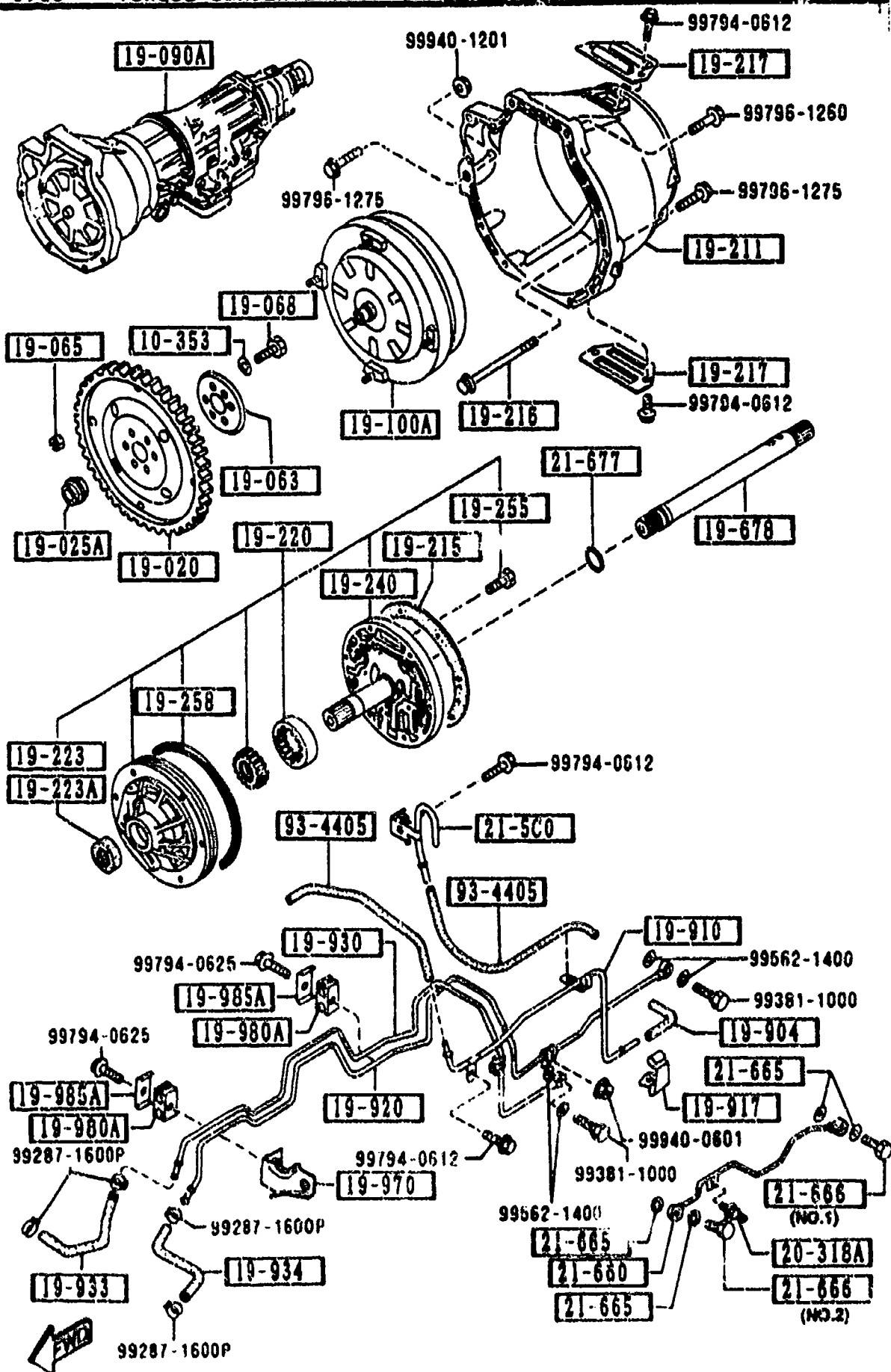
PART NO.	QTY	MODEL/RESTRICTION	MODEL/RESTRICTION	MODEL/RESTRICTION	FROM-TO
19-220		PUMP, OIL			
BU55-19-220A	1				
19-223		SEAL, OIL			
BU55-19-223	1	JATCO			
19-223A		SEAL, OIL			
0338-19-223A	1	NOK			
19-240		COVER, OIL PUMP			
BU55-19-240A	1				
19-255		BOLT			
0338-19-255	5				
19-258		SEAL, CUT RING			
0338-19-258	1				
19-678		SHAFT, INPUT			
BU55-21-678	1				
19-904		HOSE, VACUUM			
0338-19-904A	1				
19-910		PIPE, VACUUM			
BU55-19-910A	1				
19-917		CLIP			
BU17-19-917	1				
0436-19-917	1				
19-920		PIPE, OIL			
BU55-19-920C	1				
19-930		PIPE, OIL			
BU55-19-930C	1				
19-933		HOSE, OIL			
BU55-19-933A	1				

3621 NA351N-423253

CAT. AUNA03-04

1994-10

1910 TORQUE CONVERTER, OIL PUMP & PIPINGS (AUTOMATIC)



AUNA03

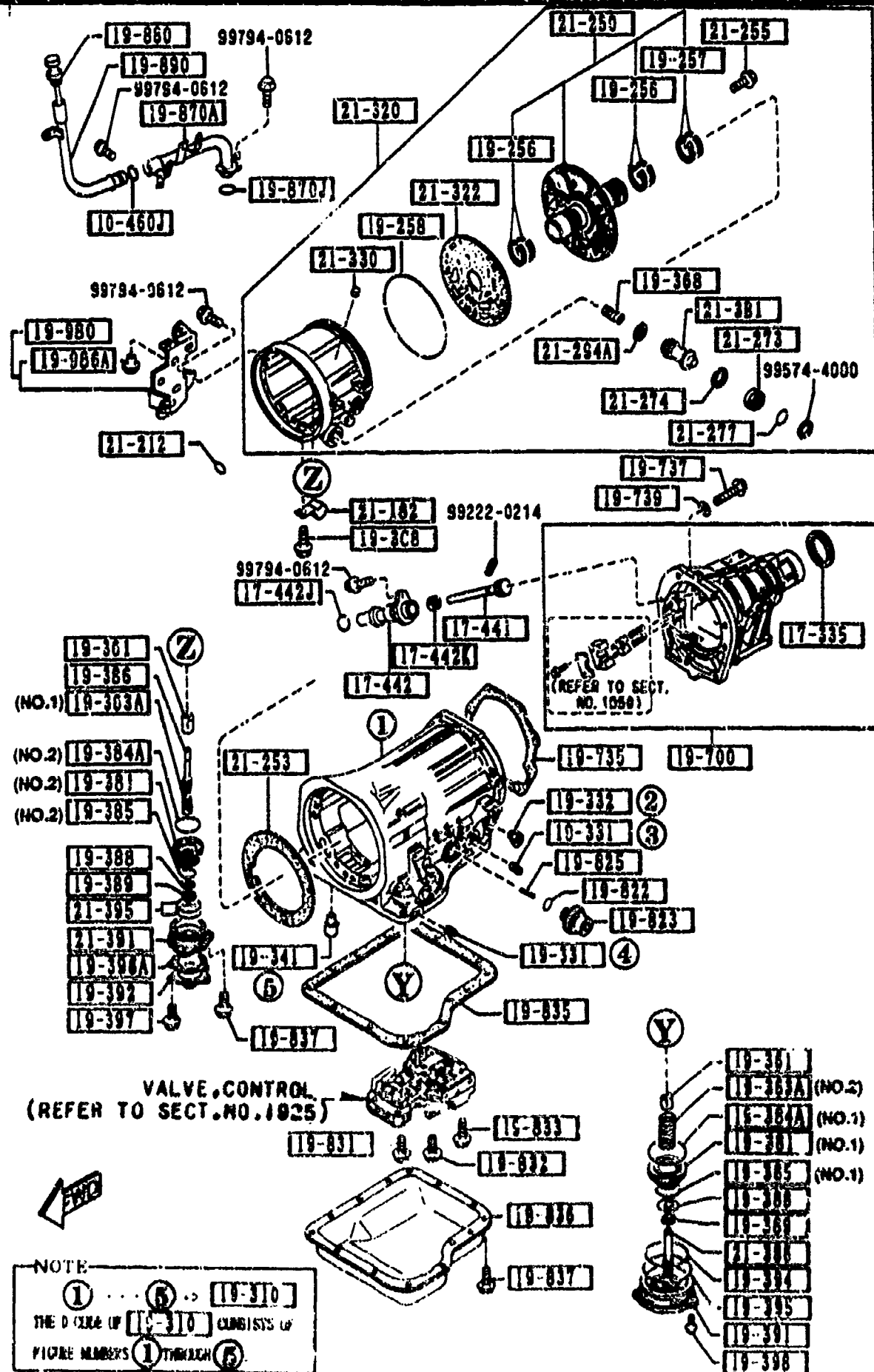
1910 -3 M TORQUE CONVERTER, OIL PUMP & PIPINGS (AUTOMATIC)

PART NO.	QTY	MODEL/RESTRICTION	MODEL/RESTRICTION	MODEL/RESTRICTION	FROM-TO
19-934		HOSE, OIL			
BU55-19-934A	1				
19-970		BRACKET			
BU55-19-970A	1				
19-980A		SUPPORT, OIL PIPE			
BU29-19-980	2				
19-985A		CLIP, OIL PIPE			
BU29-19-985	2				
20-318A		BOLT			
BU27-19-838	1				
21-5C0		BREATHER			
BU55-21-5C0A	1				
21-660		TUBE, GOVERNOR			
BU55-21-660	1				
21-665		WASHER, SEAL			
BU01-21-665	4				
21-666		BOLT, CONNECTOR			
BU01-21-666	1	(ILLUST. NO.1)			
BU17-21-666	1	(ILLUST. NO.2)			
21-677		RING, 'O'			
BU01-21-677	1				
93-4405		HOSE			
99344-05150	2				

CAT. AUNA03-04

1994-10

1920 TRANSMISSION CASE & MAIN CONTROL SYSTEM (AUTOMATIC)



PART NO.	QTY	MODEL/RESTRICTION	MODEL/RESTRICTION	MODEL/RESTRICTION	FROM-TO
10-460J		RING, 'O'			
99541-01201	1				
17-335		SEAL, OIL			
M507-17-335A	1				
17-441		GEAR, DRIVEN			
BU55-17-441	1				
17-442		SLEEVE, SPEEDOMETER			
BU55-17-442	1				
17-442J		RING, 'O'			
1011-17-443	1				
17-442K		SEAL, OIL			
99586-08166	1				
19-256		RING, SEAL			
BU01-19-256	4				
19-257		RING, SEAL			
BU01-19-257	2				
19-258		SEAL, CUT RING			
0338-19-258	1				
19-3C8		BOLT, BAFFLE PLATE			
BU55-19-3C8	1				
19-310		CASE, T/MISSION			
BU55-19-310A	1				
19-331		PLUG, SQUARE HEAD			
0338-19-331A	2				
19-332		CONNECTOR, STRAIGHT			
BU01-19-332A	1				
19-341		BOLT, ANCHOR END			
0338-19-341	1				

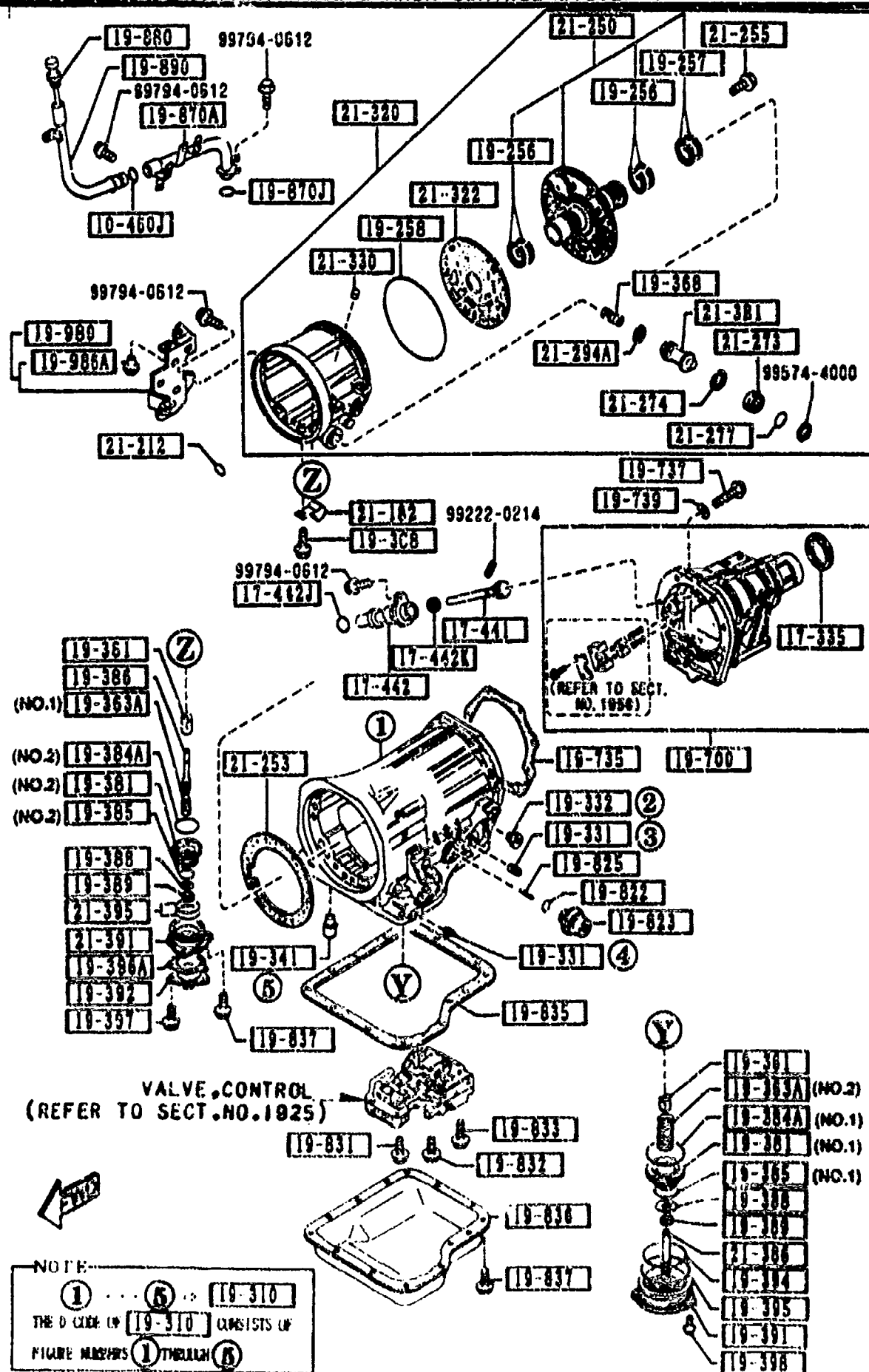
1920



NOTE: (1) ... (6) → 19-310
THE D CODE OF 19-310 CONSISTS OF
FIGURE MARKERS (1) THROUGH (6).

CAY. AUN03-04

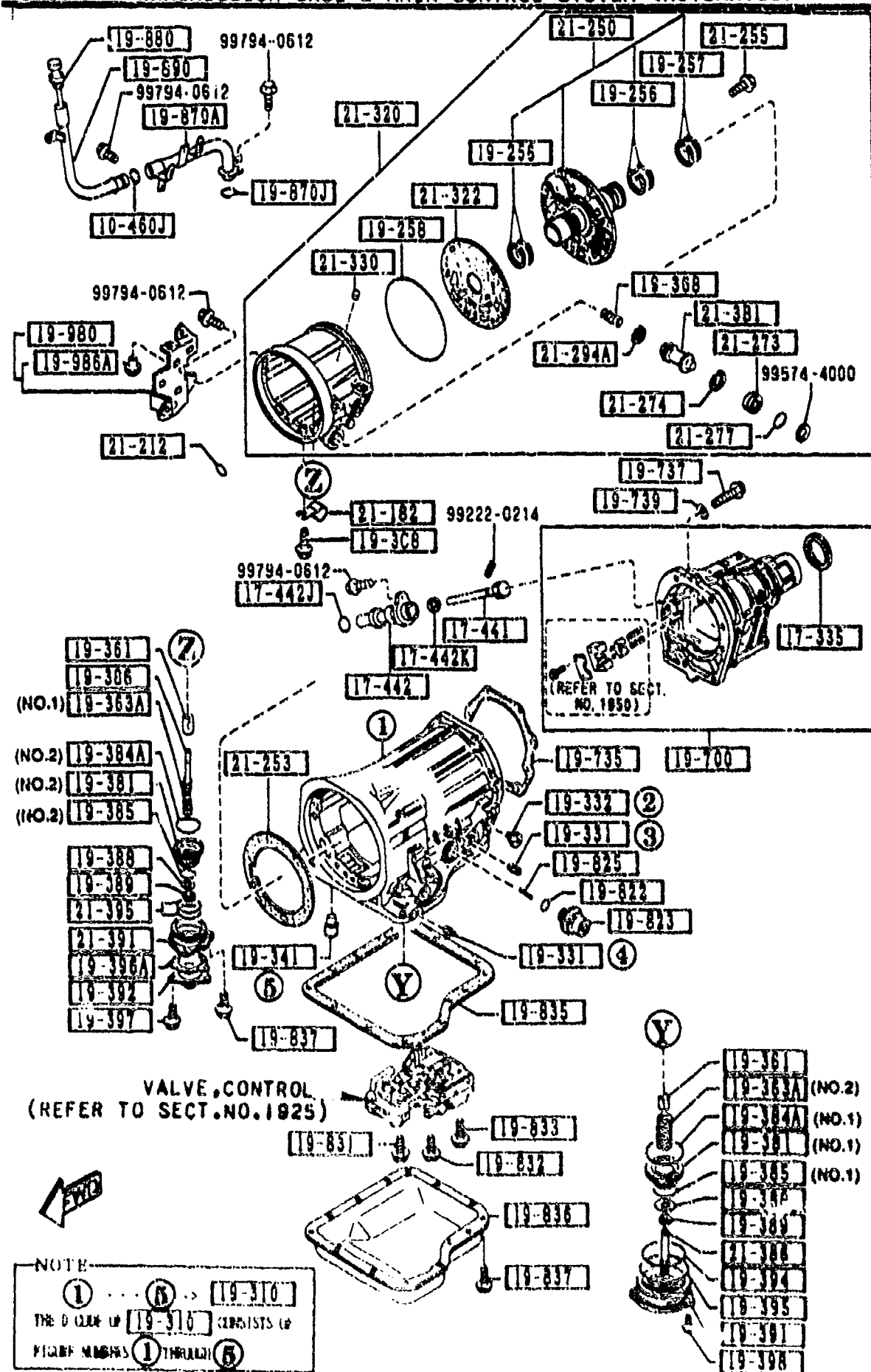
1920 TRANSMISSION CASE & MAIN CONTROL SYSTEM (AUTOMATIC)



PART NO.	QTY	MODEL/RESTRICTION	MODEL/RESTRICTION	MODEL/RESTRICTION	FROM-TO
19-345		RING, 'O'			
0338-19-395	1				
19-396A		GASKET			
1758-19-394A	1	ASBESTOS			-2C07
BU46-19-3J4	1	NON ASBESTOS			2C07-
19-397		BOLT			
1758-19-397	3				
19-398		BOLT			
0338-19-398	3				
19-700		HOUSING, EXTENSION			
BUY2-19-7A0	1				
19-735		GASKET, EXTENSION			
0338-19-735	1	ASBESTOS			-2C07
BT28-19-735	1	NON ASBESTOS			2C07-
19-737		BOLT			
0338-19-737	8				
19-739		WASHER, PLAIN			
0338-19-739	8				
19-822		SEAL, 'O'RING			
0338-19-822	1				
19-823		DIAPHRAGM, VACUUM			
BU55-19-823	1				
19-825		ROD, DIA'PHRAGM			
BU55-19-825	1	L=29.75MM			
0338-19-829	1	L=30MM			
0338-19-826	1	L=31MM			

2C07 NAS514-407852

1920 TRANSMISSION CASE & MAIN CONTROL SYSTEM (AUTOMATIC)



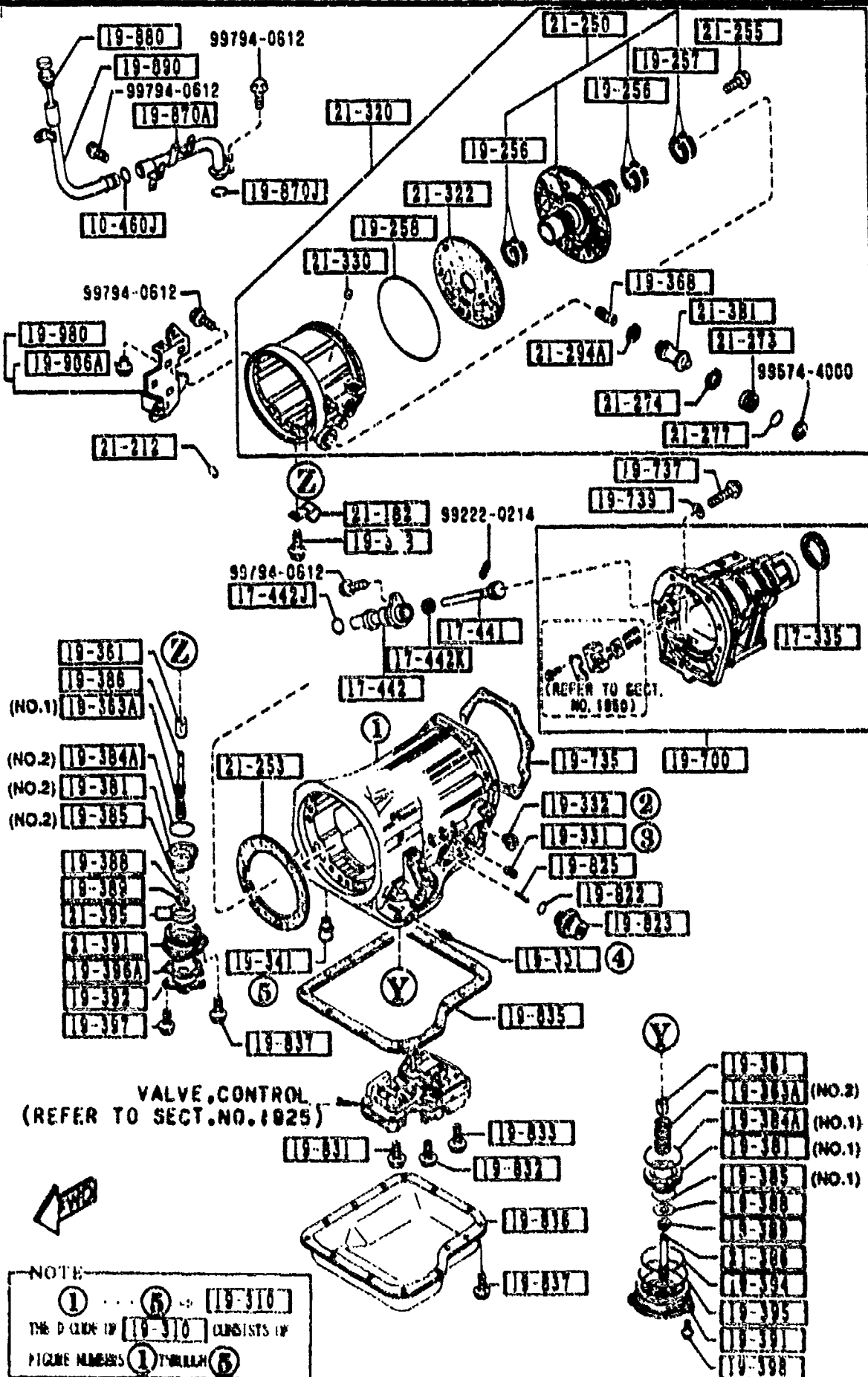
PART NO.	QTY	MODEL/RESTRICTION	MODEL/RESTRICTION	MODEL/RESTRICTION	FROM-TO
CONT'D					
0338-19-827	1	L=30.5MM			
0338-19-828	1	L=29MM			
0338-19-829	1	L=29.5MM			
19-831		BOLT, CONTROL VALVE			
0338-19-831	2				
19-832		BOLT, CONTROL VALVE			
0338-19-832	2				
19-833		BOLT, CONTROL VALVE			
0338-19-833	3				
19-835		GASKET, OIL PAN			
0338-19-835B	1	ASBESTOS			-2C07
BT28-19-835	1	NON ASBESTOS			2C07-
19-836		PAN, OIL			
0338-19-836A	1				
19-837		BOLT, OIL PAN			
0338-19-837	17				
19-870A		TUBE, FILLER			
BU55-19-870	1				
19-870J		RING, 'O'			
99341-01601	1				
19-880		GAUGE, OIL LEVEL			
BU17-19-880B	1				
19-890		TUBE, OIL FILTER-UPPER			
BU55-19-890	1				
19-980		BRACKET			
BU55-19-930A	1				

2C07 NA351N-407652



CAT. ALMA03-04

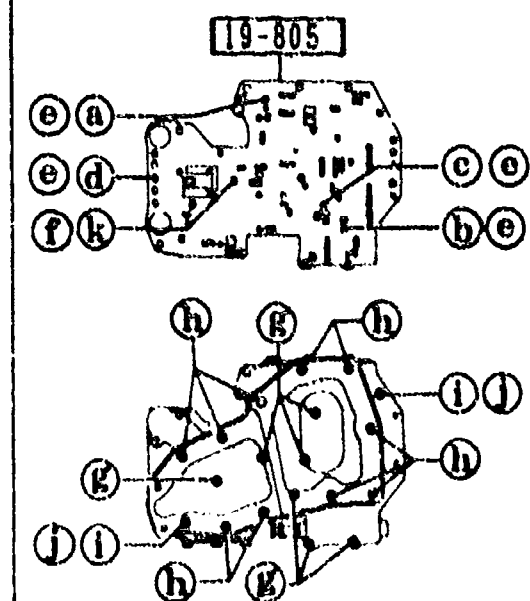
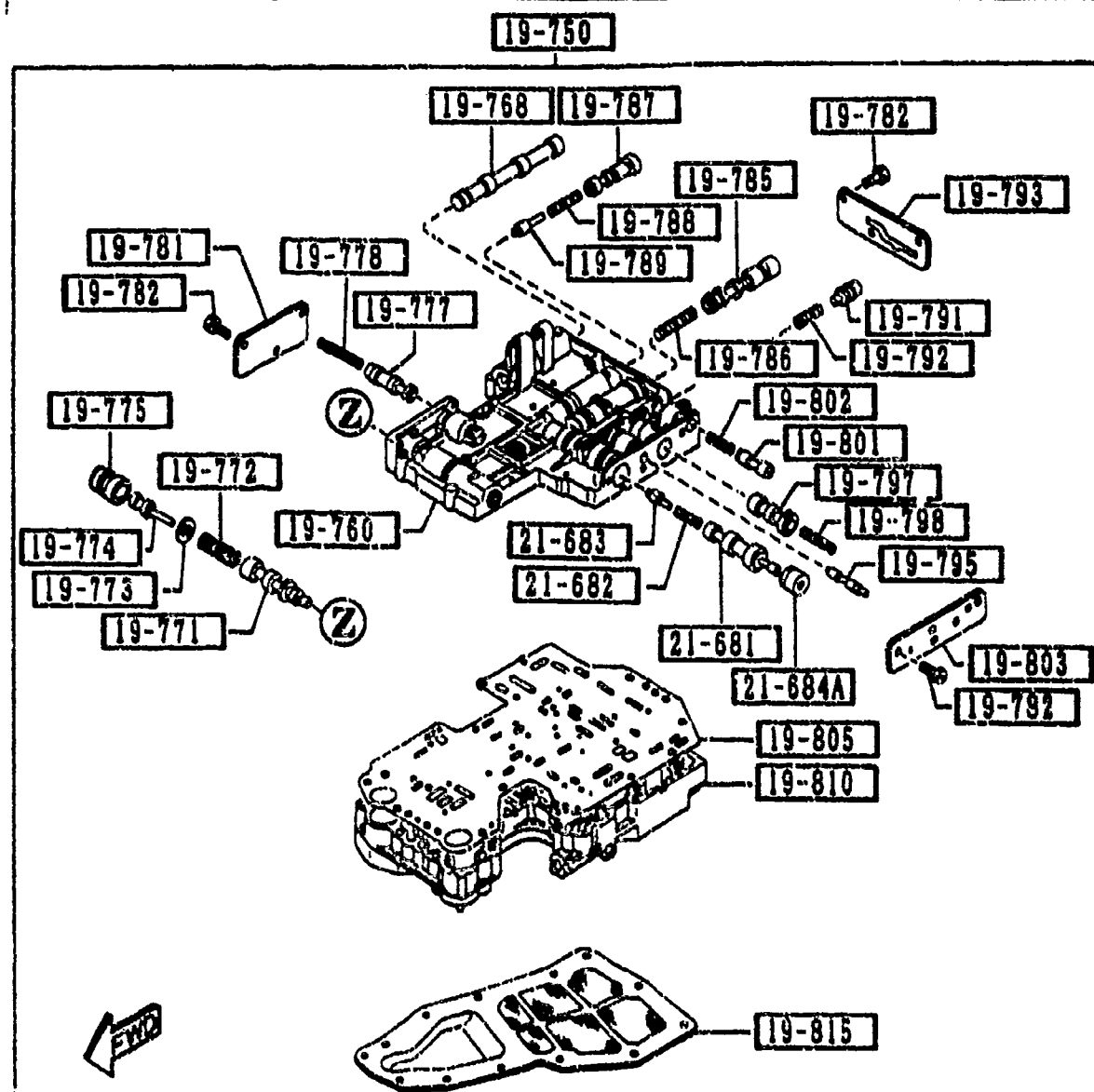
1920 TRANSMISSION CASE & MAIN CONTROL SYSTEM (AUTOMATIC)



1920 -6 TRANSMISSION CASE & MAIN CONTROL SYSTEM (AUTOMATIC)

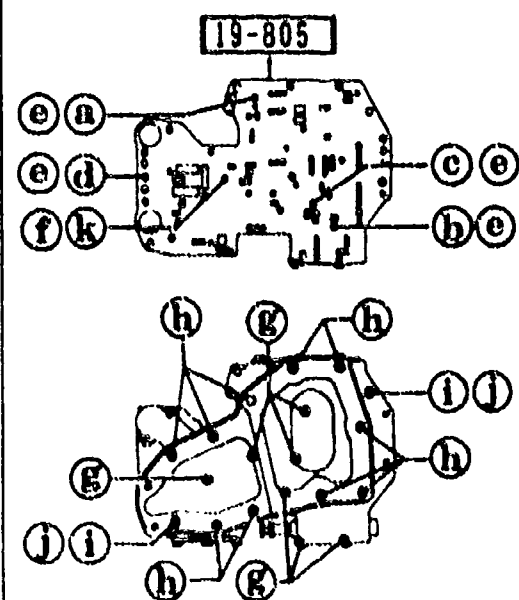
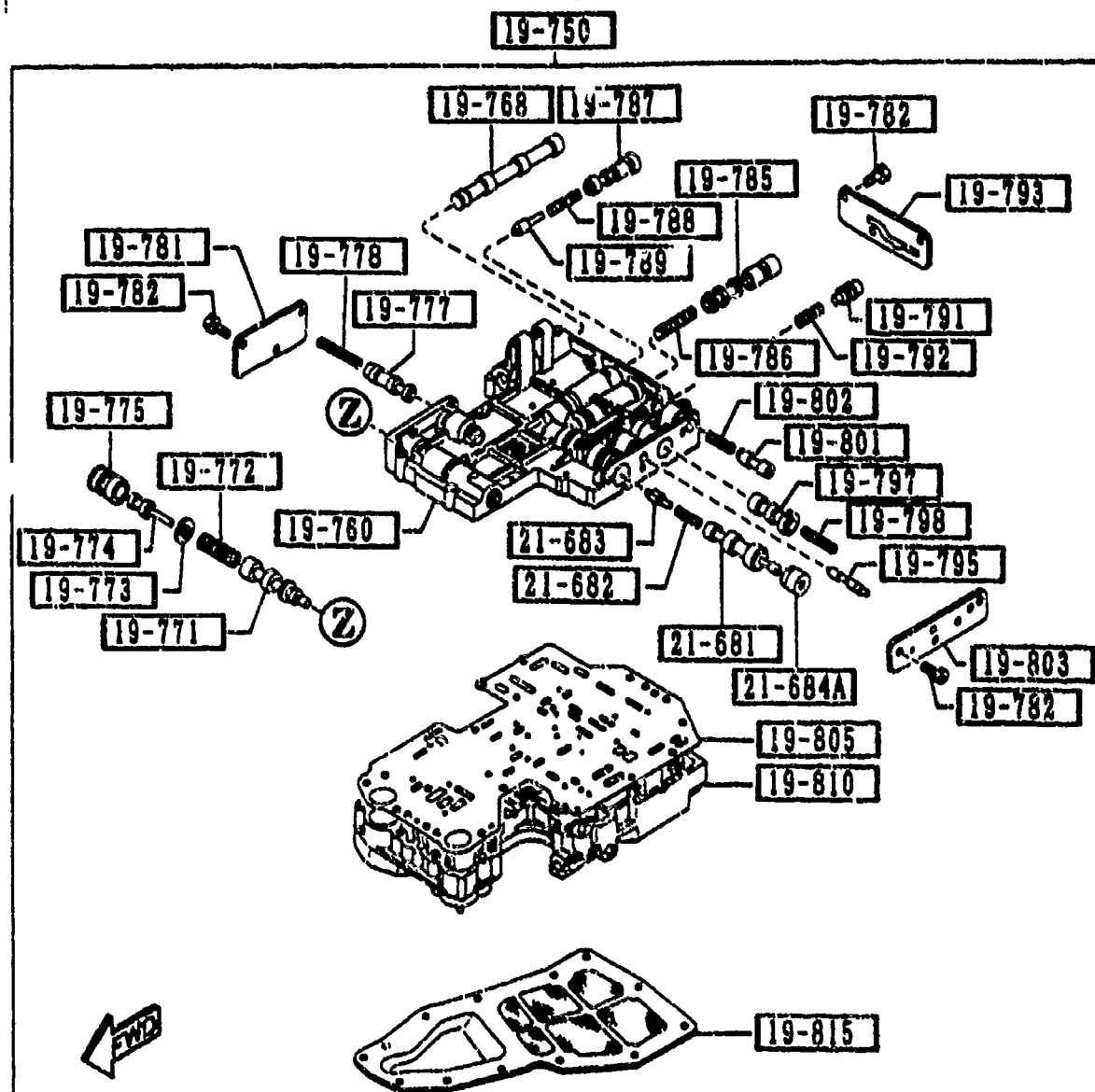
PART NO.	QTY	MODEL/RESTRICTION	MODEL/RESTRICTION	MODEL/RESTRICTION	FROM-TO
21-322	1	GASKET, O/DRIVE CASE			-2C07
BU01-21-322	1				2C07-
21-330	1	VALVE, ONE WAY			
BU01-21-330	1				
21-386	1	STEM, PISTON BAND			
BU01-21-386	1				
21-391	1	RETAINER, SERVO			
BU02-21-391	1				
21-395	2	RING, 'O'			
BU01-21-395	2				

2C07 NA351M-407852



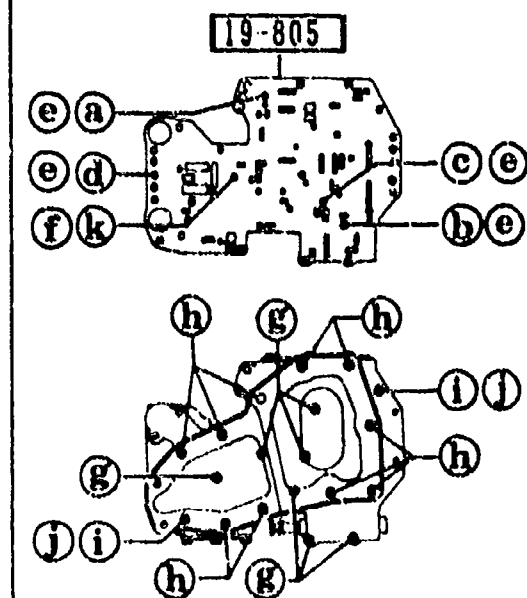
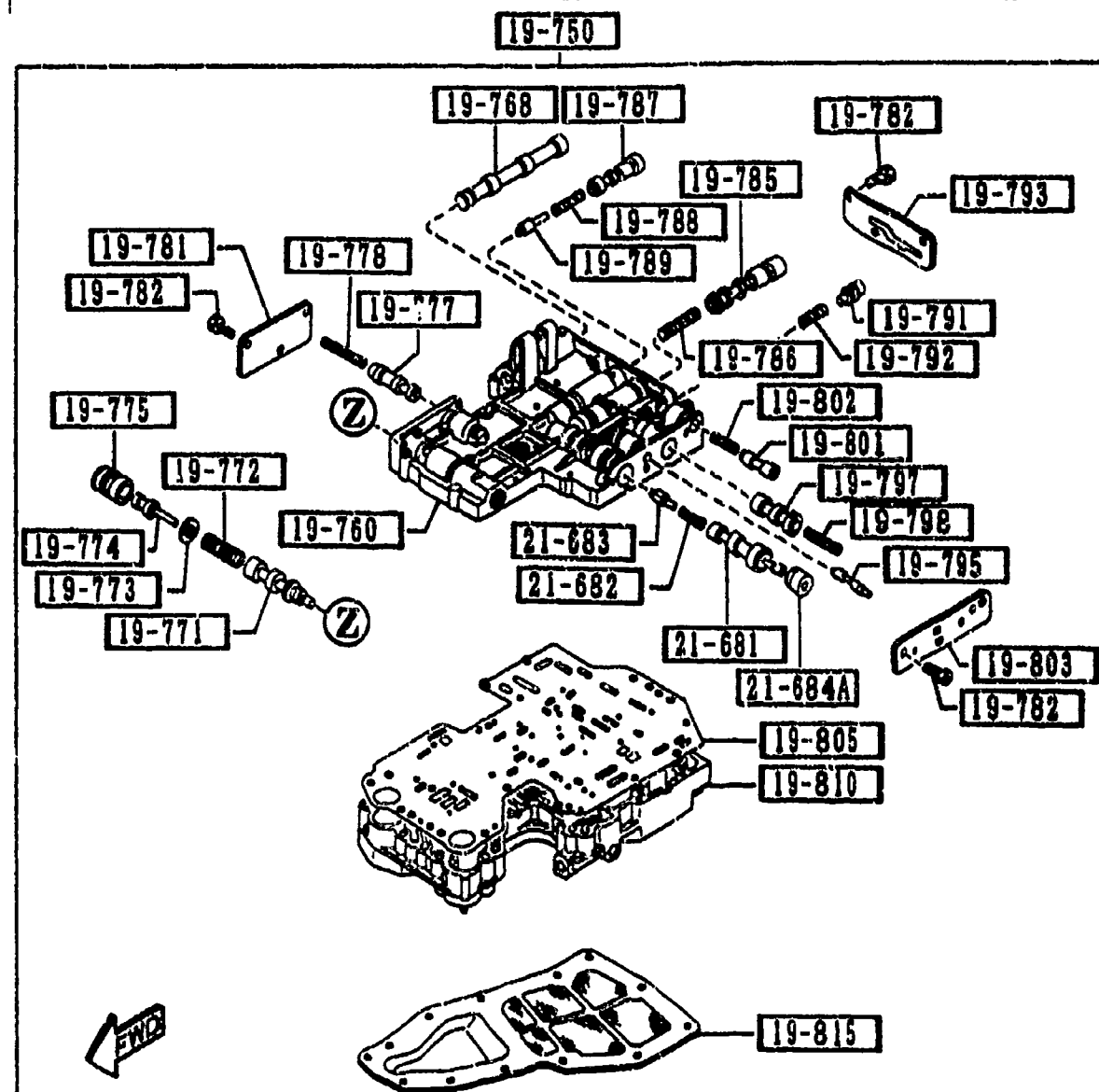
a		19-8A4	D=1.1MM
b		19-8B1	D=2.0MM
c		19-807	D=1.5MM (NO.1)
d		19-807	D=1.8MM (NO.2)
e		19-808	D=4.77MM, L=18.5MM
f		19-814	D=5.0MM, L=25.5MM
g		19-816	M5, L=25MM
h		19-817	M5, L=40MM
i		19-818	M6, L=57MM
j		19-819	
k		99611-2000	

PART NO.	QTY	MODEL/RESTRICTION	MODEL/RESTRICTION	MODEL/RESTRICTION	FROM-TO
19-750		VALVE, CONTROL			
BU55-19-750	1				
19-760		BODY, CONTROL VALVE-U			
BU55-19-760	1				
19-768		VALVE, MANUAL			
0338-19-768	1				
19-771		VALVE, REGULATOR			
BU01-19-771	1				
19-772		SPRING, REGULATOR			
0338-19-772	1				
19-773		SEAT, REGULATOR SPRING			
0338-19-773	1				
19-774		PLUG, REGULATOR			
BU55-19-774	1				
19-775		SLEEVE, REGULATOR PLUG			
BU55-19-775	1				
19-777		VALVE, SECOND LOCK			
0338-19-777	1				
19-778		SPRING, SECOND LOCK			
0338-19-778	1				
19-781		PLATE, SIDE 'D'			
1758-19-781	1				
19-782		SCREW			
0338-19-782	9				
19-785		VALVE, 1-2 SHIFT			
BU55-19-785	1				
19-786		SPRING, 1-2 SHIFT			
BU55-19-786	1				



a		19-8A4	D=1.1MM
b		19-8B1	D=2.0MM
c		19-807	D=1.5MM (NO.1)
d		19-807	D=1.8MM (NO.2)
e		19-808	D=4.77MM, L=15.5MM
f		19-814	D=5.0MM, L=20.0MM
g		19-816	MS, L=25MM
h		19-817	MS, L=40MM
i		19-818	MS, L=57MM
j		19-819	
k		99611-2000	

PART NO.	QTY	MODEL/RESTRICTION	MODEL/RESTRICTION	MODEL/RESTRICTION	FROM-TO
19-787		VALVE, 2-3 SHIFT			
BU55-19-787	1				
19-788		SPRING, 2-3 SHIFT			
FT21-19-788	1				
19-789		PLUG, 2-3 SHIFT			
BU17-19-789	1				
19-791		VALVE, MODIFIER			
FT27-19-791A	1				
19-792		SPRING, MODIFIER			
FT37-19-792	1				
19-793		PLATE, SIDE 'A'			
0338-19-793A	1				
19-795		VALVE, THROTTLE			
0338-19-795B	1				
19-797		VALVE, THROTTLE BACK-UP			
0338-19-797	1				
19-798		SPRING, THROTTLE BACK-UP			
0338-19-798	1				
19-8A4		VALVE, ORIFICE CHECK			
BV01-19-8A4	1				
19-8B1		VALVE, ORIFICE CHECK			
BV01-19-8B1	1				
19-801		VALVE, DOWN SHIFT			
U338-19-801	1				
19-802		SPRING, DOWN SHIFT			
0338-19-802	1				
19-803		PLATE, SIDE 'B'			
BU01-19-803A	1				



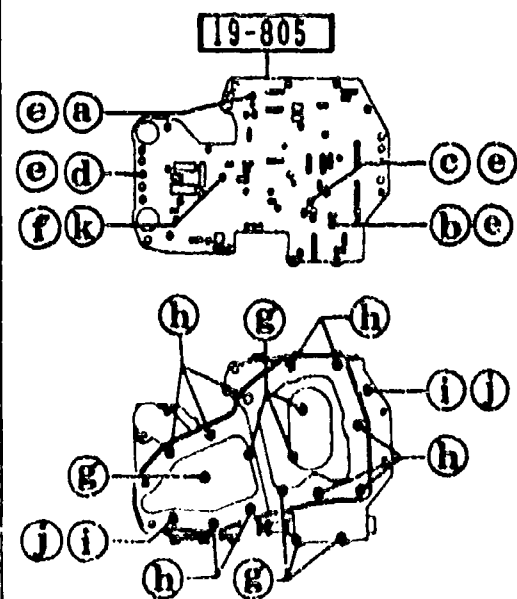
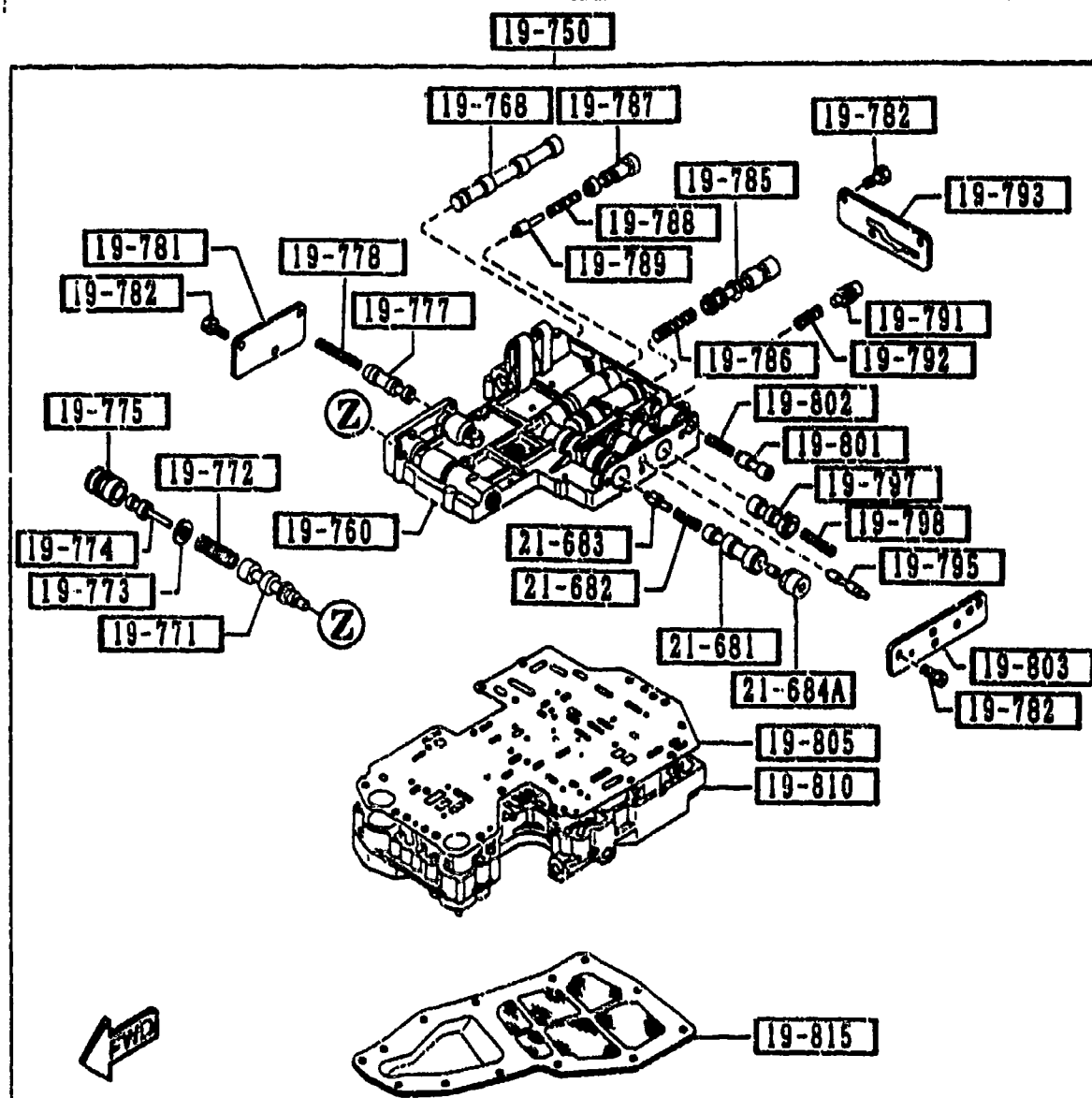
a		19-8A4	D=1.1MM
b		19-8B1	D=2.0MM
c		19-807	D=1.5MM (NO.1)
d		19-807	D=1.8MM (NO.2)
e		19-808	D=4.77MM, L=16.5MM
f		19-814	D=3.0MM, L=28.0MM
g		19-816	M5, L=25MM
h		19-817	M5, L=40MM
i		19-818	M6, L=57MM
j		19-819	
k		99611-2000	

AUNA03

PART NO.	QTY	MODEL/RESTRICTION	MODEL/RESTRICTION	MODEL/RESTRICTION	FROM-TO
19-805		PLATE, SEPARATOR			
BU55-19-805	1				
19-807		VALVE, ORIFICE CHECK			
BU01-19-807	1	(ILLUST. NO.1)			
BU17-19-807	1	(ILLUST. NO.2)			
19-808		SPRING			
0338-19-808	4				
19-810		BODY, LWR-CONT. VALVE			
BU55-19-810	1				
19-814		SPRING			
0338-19-814	1				
19-815		STRAINER, OIL			
BU01-19-815	1				
19-816		SCREW			
0338-19-816	7				
19-817		SCREW			
0338-19-817	10				
19-818		BOLT			
0338-19-818	2				
19-819		NUT			
0338-19-819	2				
21-681		VALVE, SHIFT 3-4			
BU35-21-681A	1				
21-682		SPRING, 3-4 SHIFT			
BU35-21-682	1				
21-683		PLUG, 3-4 SHIFT			
BU03-21-683A	1				

CAT. AUNA03-04

1994-10

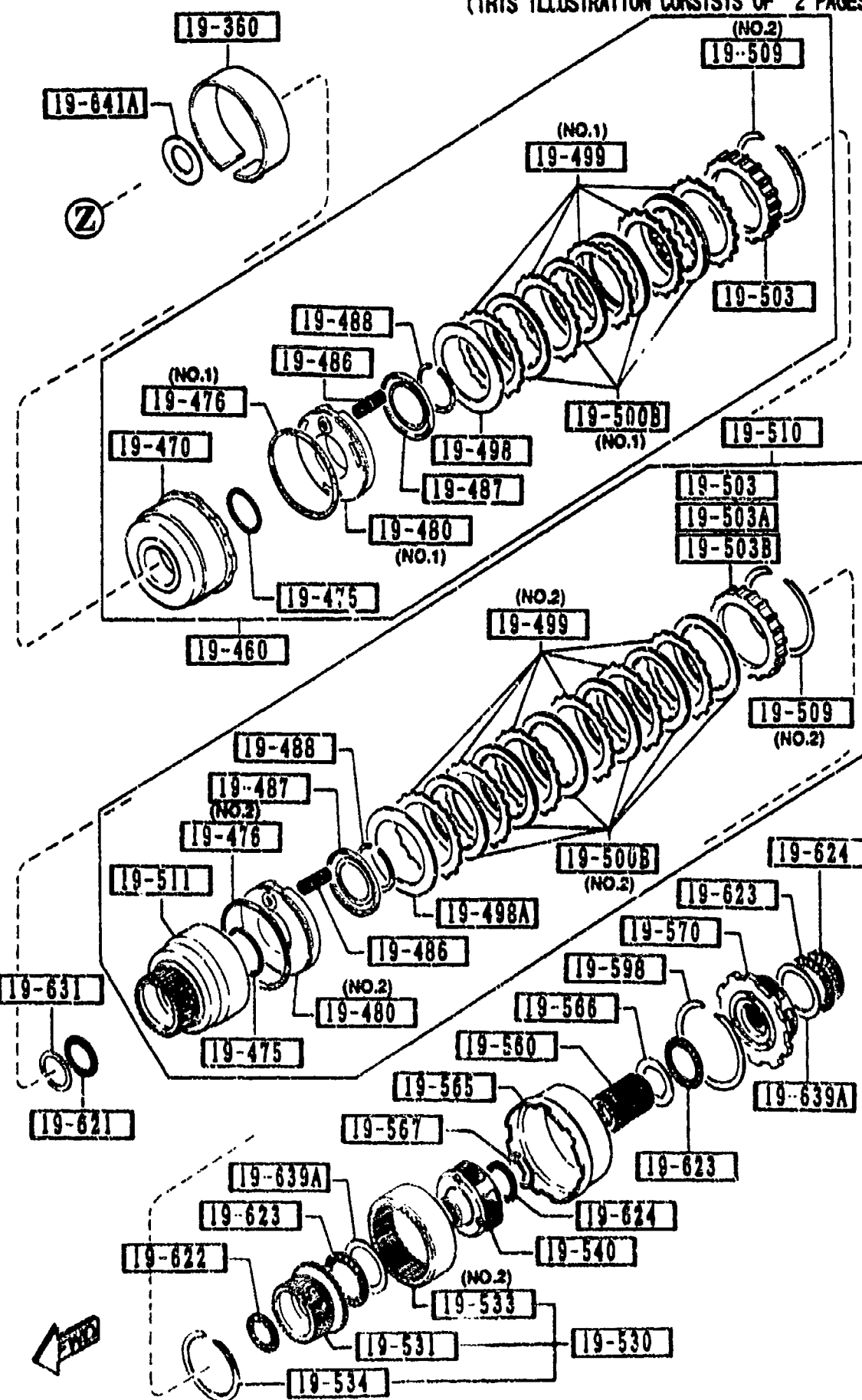
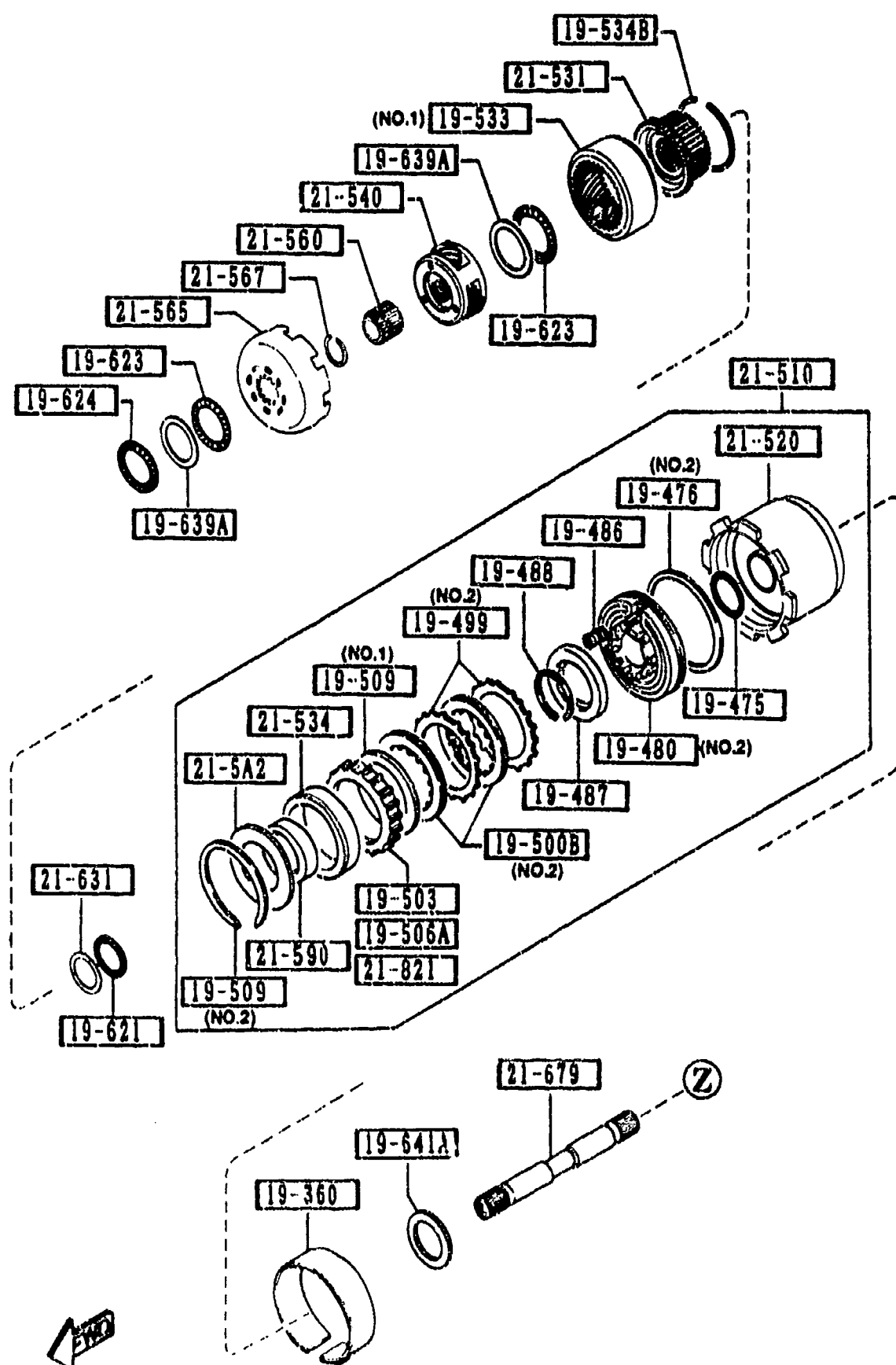


a		19-8A4	D=1.1MM
b		19-8B1	D=2.0MM
c		19-807	D=1.5MM (NO.1)
d		19-807	D=1.8MM (NO.2)
e		19-808	D=4.77MM L=15.5MM
f		19-814	D=5.0MM L=20.0MM
g		19-816	W5, L=25MM
h		19-817	W5, L=40MM
i		19-818	W6, L=57MM
j		19-819	
k		99611-2000	

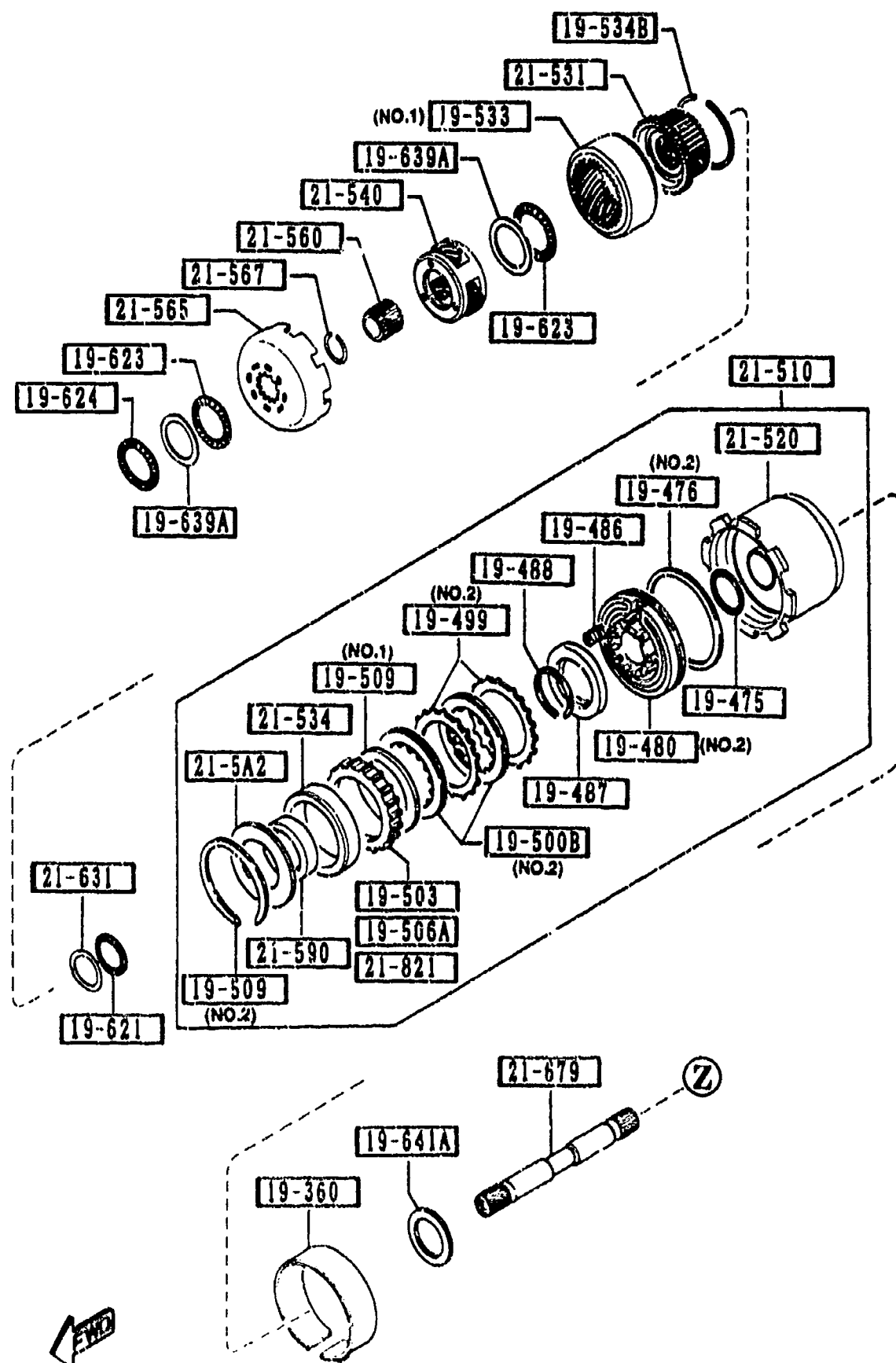
PART NO.	QTY	MODEL/RESTRICTION	MODEL/RESTRICTION	MODEL/RESTRICTION	FROM-TO
21-684A BU35-21-684	1	SLEEVE, 3-4 SHIFT			

(THIS ILLUSTRATION CONSISTS OF 2 PAGES)

(THIS ILLUSTRATION CONSISTS OF 2 PAGES)

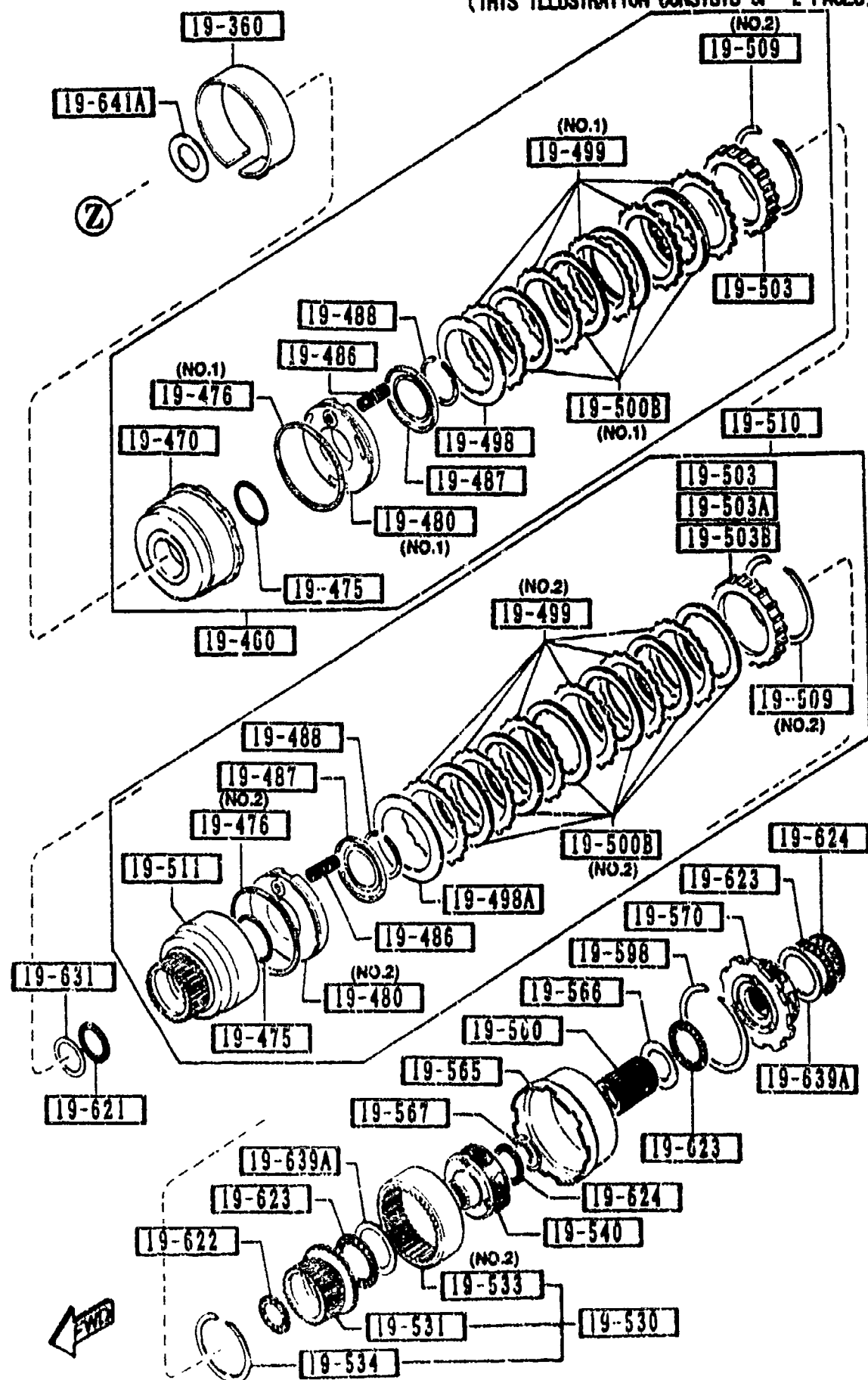


(THIS ILLUSTRATION CONSISTS OF 2 PAGES)



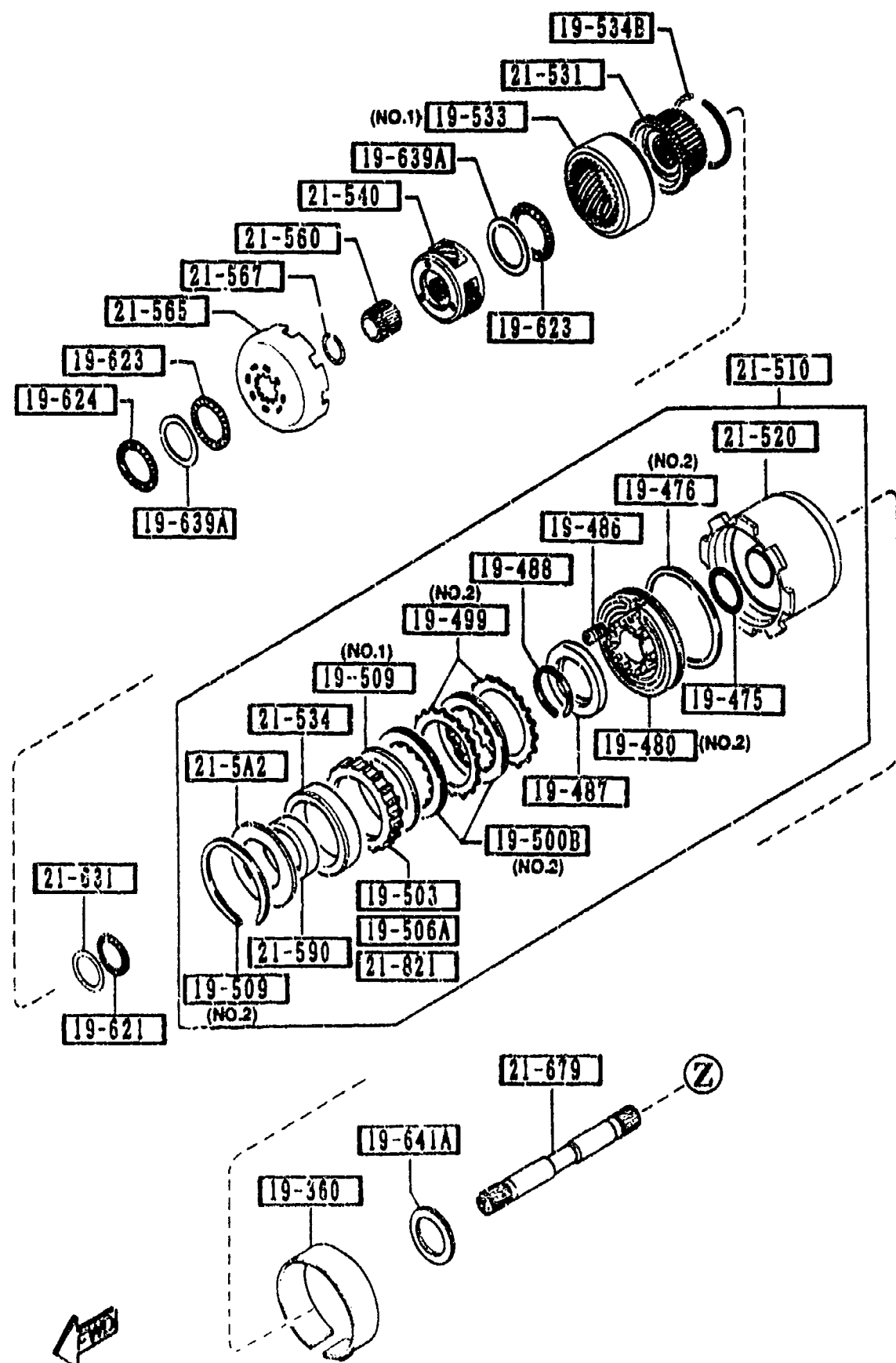
PART NO.	QTY	MODEL/RESTRICTION	MODEL/RESTRICTION	MODEL/RESTRICTION	FROM-TO
19-36C		BAND, BRAKE			
0338-19-360B	2				
19-460		CLUTCH, FRONT			
BU55-19-460	1				
19-470		DRUM, CLUTCH			
BU55-19-470	1				
19-475		SEAL, 'O' RING			
0338-19-475	3				
19-476		SEAL, LATHE CUT			
BV01-19-476	1	(ILLUST. NO.1)			
0338-19-476	2	(ILLUST. NO.2)			
19-480		PISTON, CLUTCH			
BV01-19-480	1	(ILLUST. NO.1)			
0338-19-480	2	(ILLUST. NO.2)			
19-486		SPRING, PISTON RETURN			
0338-19-486	28				
19-487		RETAINER, SPRING			
0338-19-487	3				
19-488		RING, SNAP			
0338-19-488	3				
19-498		PLATE, DISHED			
0338-19-498	1				
19-498A		PLATE, DISHED			
BU17-19-498	1				
19-499		PLATE, DRIVEN			
BU55-19-499	5	(ILLUST. NO.1)			
FT01-19-499	8	(ILLUST. NO.2)			
19-500B		PLATE, DRIVEN			

(THIS ILLUSTRATION CONSISTS OF 2 PAGES)



PART NO.	QTY	MODEL/RESTRICTION	MODEL/RESTRICTION	MODEL/RESTRICTION	FROM-TO
CONT'D					
BU55-19-5J0	4	(ILLUST. NO.1)			
BU17-19-500A	8	(ILLUST. NO.2)			
19-503		PLATE, RETAINING			
3959-19-503	1	T=5MM			
3959-19-504	1	T=5.2MM			
3959-19-505	1	T=5.4MM			
3959-19-506	2	T=5.6MM			
3959-19-507	2	T=5.8MM			
3959-19-508	2	T=6MM			
3959-19-509	3	T=6.2MM			
19-503A		PLATE, RETAINING			
1758-19-503	1	T=7.2MM			
1758-19-504	1	T=7.4MM			
1758-19-505	1	T=7.6MM			
19-503B		PLATE, RETAINING			
BV02-19-506	1	T=6.6MM			
BV02-19-507	1	T=6.8MM			
BV02-19-508	1	T=7MM			
19-506A		PLATE, RETAINING			
BU05-21-525	1	T=6.4MM			
BU05-21-528	1	T=7MM			
19-509		RING, SNAP			
BV01-19-509	1	(ILLUST. NO.1)			
0338-19-509	3	(ILLUST. NO.2)			

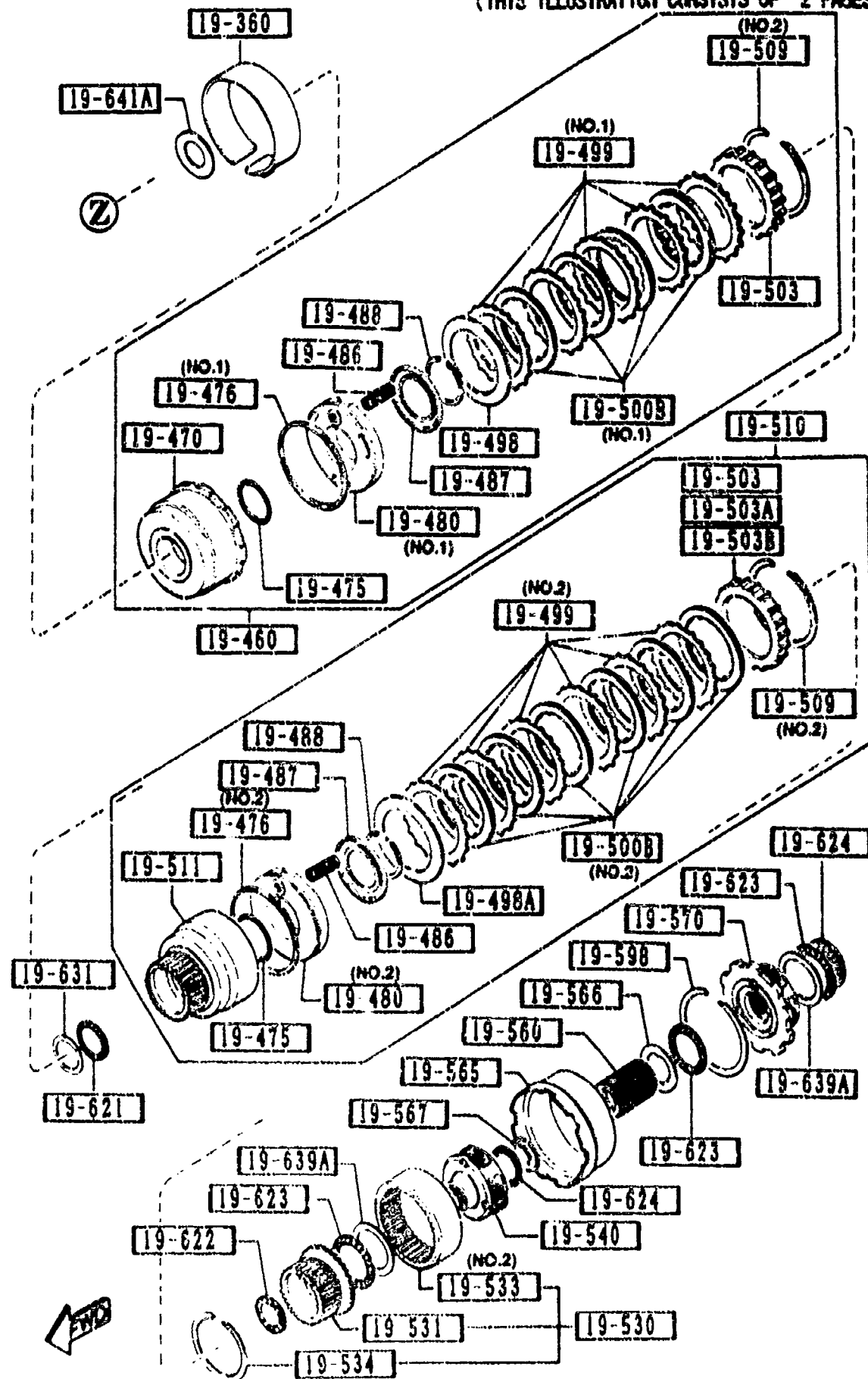
(THIS ILLUSTRATION CONSISTS OF 2 PAGES)



PART NO.	QTY	MODEL/RESTRICTION	MODEL/RESTRICTION	MODEL/RESTRICTION	FROM-TO
19-510 BV01-19-510A	1	CLUTCH, REAR			
19-511 1758-19-511A	1	DRUM, REAR CLUTCH			
19-530 BV04-19-530	1	HUB, REAR CLUTCH			
19-531 BV04-19-531	1	HUB, REAR CLUTCH			
19-533 BV01-19-533 BV04-19-533	1 1	GEAR, INTERNAL (ILLUST. NO.1) (ILLUST. NO.2)			
19-534 0338-19-534	1	RING, SNAP			
19-534B BU03-19-534	1	RING, SNAP			
19-540 BV01-19-540A	1	CARRIER, FRONT			
19-560 BV04-19-560	1	GEAR, SUN			
19-565 BV04-19-565	1	SHELL, CONNECTING			
19-566 BV04-19-566	1	RACE, SHELL BEARING			
19-567 BU02-19-567	1	RING, SNAP			
19-570 BV01-19-570A	1	CARRIER, REAR			

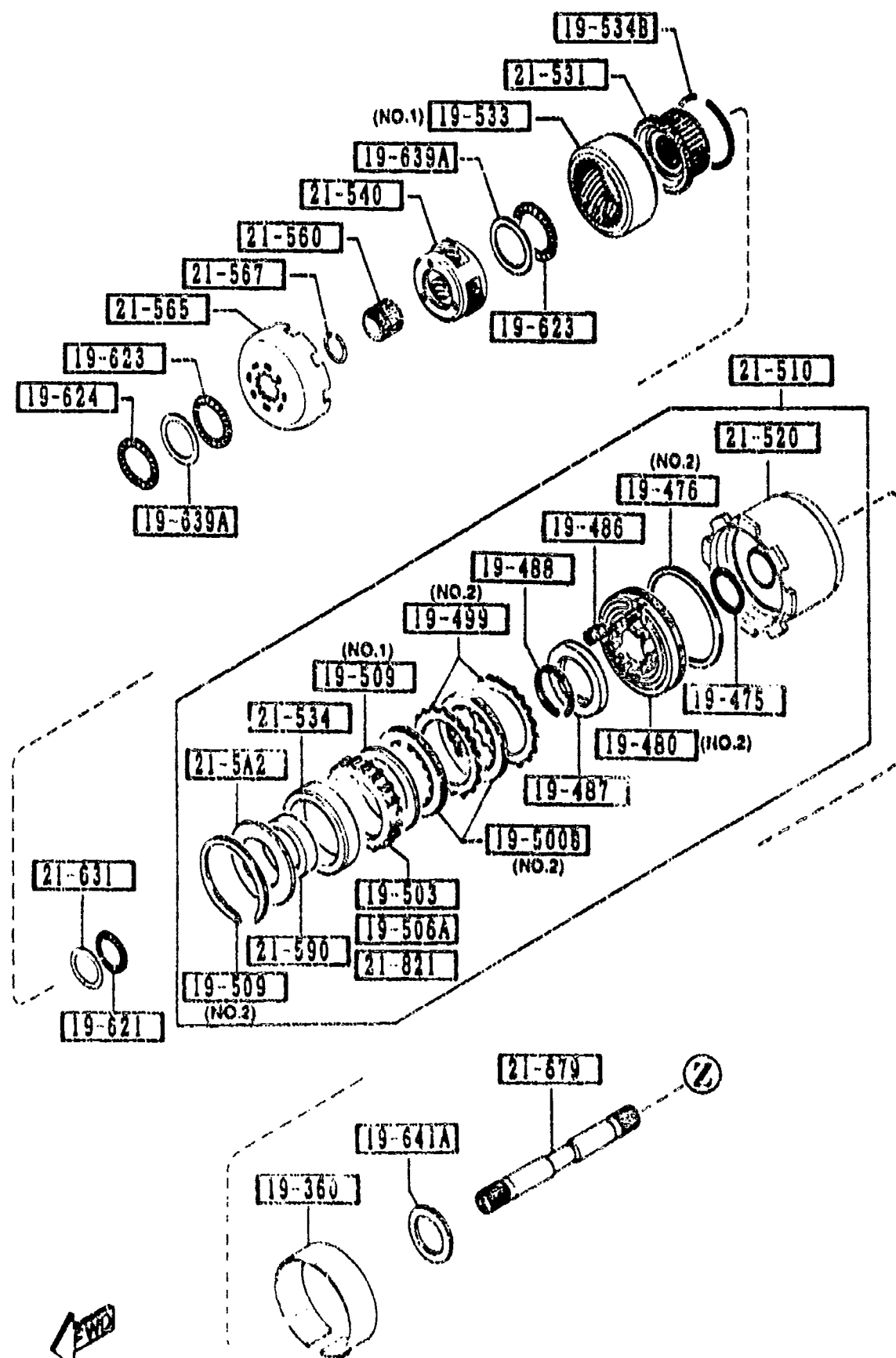
1930 CLUTCHES & PLANETARY GEARS (AUTOMATIC) (2/2)

(THIS ILLUSTRATION CONSISTS OF 2 PAGES)



PART NO.	QTY	MODEL/RESTRICTION	MODEL/RESTRICTION	MODEL/RESTRICTION	FROM TO
19-598		RING, SNAP			
0338-19-598	1				
19-621		BEARING, NEEDLE			
0338-19-621	2				
19-622		BEARING, NEEDLE			
FT01-19-622	1	D=33.8MM			
19-623		BEARING, NEEDLE			
0338-19-623A	5				
19-624		BEARING, NEEDLE			
0338-19-624	5				
19-631		RACE, BRO. PUMP COVER			
0338-19-631	1	T=1.2MM			
0338-19-632	1	T=1.4MM			
0338-19-633	1	T=1.6MM			
0338-19-634	1	T=1.8MM			
0338-19-635	1	T=2MM			
0338-19-636	1	T=2.2MM			
19-639A		RACE, BEARING			
0338-19-639	4				
19-641A		WASHER			
0338-19-641	2	T=1.9MM			
0338-19-642	2	T=2.1MM			
0338-19-643	2	T=2.3MM			
0338-19-644	2	T=2.5MM			
0338-19-645	2	T=2.7MM			

(THIS ILLUSTRATION CONSISTS OF 2 PAGES)

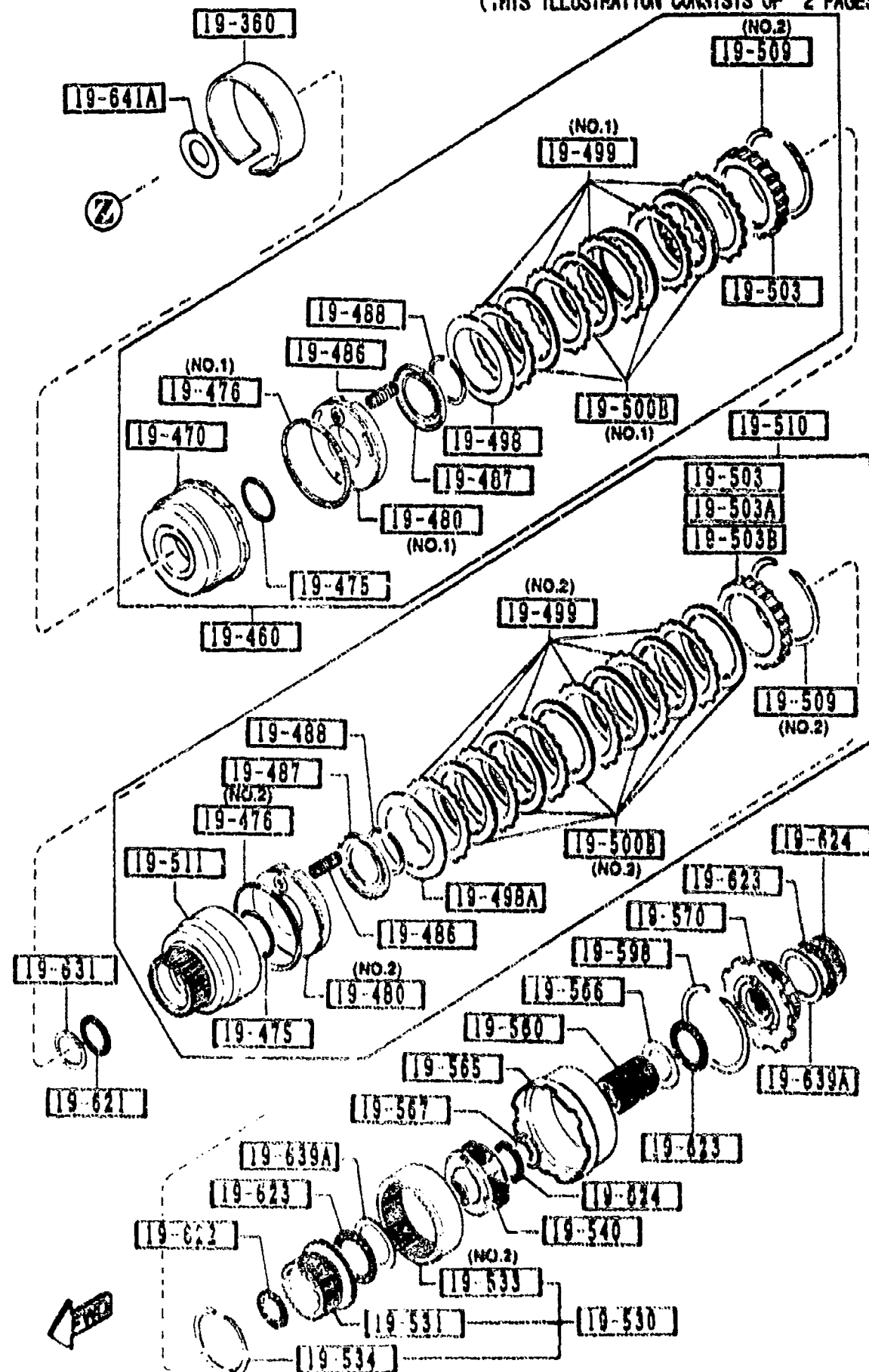


PART NO.	QTY	MODEL/RESTRICTION	MODEL/RESTRICTION	MODEL/RESTRICTION	FROM-TO
CONT'D					
0338-19-646	2	T=1.5MM			
0338-19-647	2	T=1.7MM			
0338-19-648	2	T=1.3MM			
21-5A2		RACE, SIDE-ONE WAY CLUTCH			
BU01-21-5A2	1	T=0.6MM			
BU01-21-5A3	1	T=0.8MM			
BU01-21-5A4	1	T=1MM			
BU01-21-5A5	1	T=1.2MM			
BU01-21-535	1	T=0.4MM			
21-510		CLUTCH, DIRECT			
BU55-21-510	1				
21-520		DRUM, DIRECT			
BU55-21-5A0	1				
21-531		HUB, O/DRIVE CLUTCH			
BU01-21-536	1				
21-534		RACE, OUTER-ONE WAY CLUTCH			
BU01-21-534	1				
21-540		CARRIER, OVER DRIVE			
BU03-21-540	1				
21-560		GEAR, OVER DRIVE			
BU03-21-560	1				
21-565		CONNECTING, SHELL			
BU03-21-565	1				
21-567		RING, SNAP			
BU03-21-567	1				

1930 CLUTCHES & PLANETARY GEARS (AUTOMATIC)

(2/2)

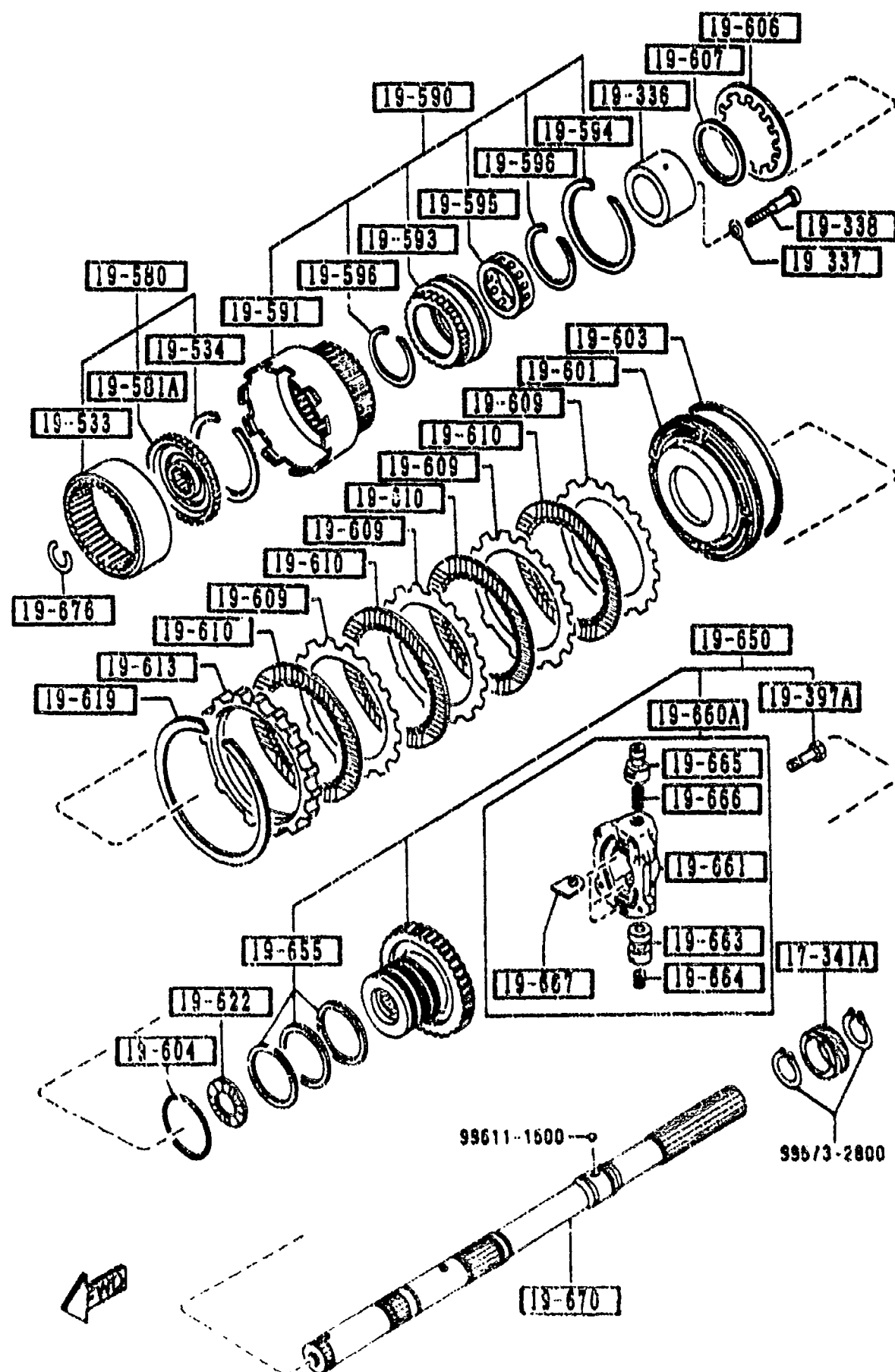
(THIS ILLUSTRATION CONSISTS OF 2 PAGES)



PART NO.	QTY	MODEL/RESTRICTION	MODEL/RESTRICTION	MODEL/RESTRICTION	FROM-TO
21-590	1	CLUTCH, ONE WAY			
BV01-21-533	1				
21-631	1	RACE, BRO. HUB CLUTCH			
BU01-21-631	1	L=1.2MM			
BU01-21-632	1	L=1.4MM			
BU01-21-633	1	L=1.6MM			
BU01-21-634	1	L=1.8MM			
BU01-21-635	1	L=2MM			
BU01-21-636	1	L=2.2MM			
21-679	1	SHAFT, INTERMEDIATE			
BU01-21-679	1				
21-821	1	PLATE, RETAINING			
BV01-21-821A	1				



CAT. AUM403-04



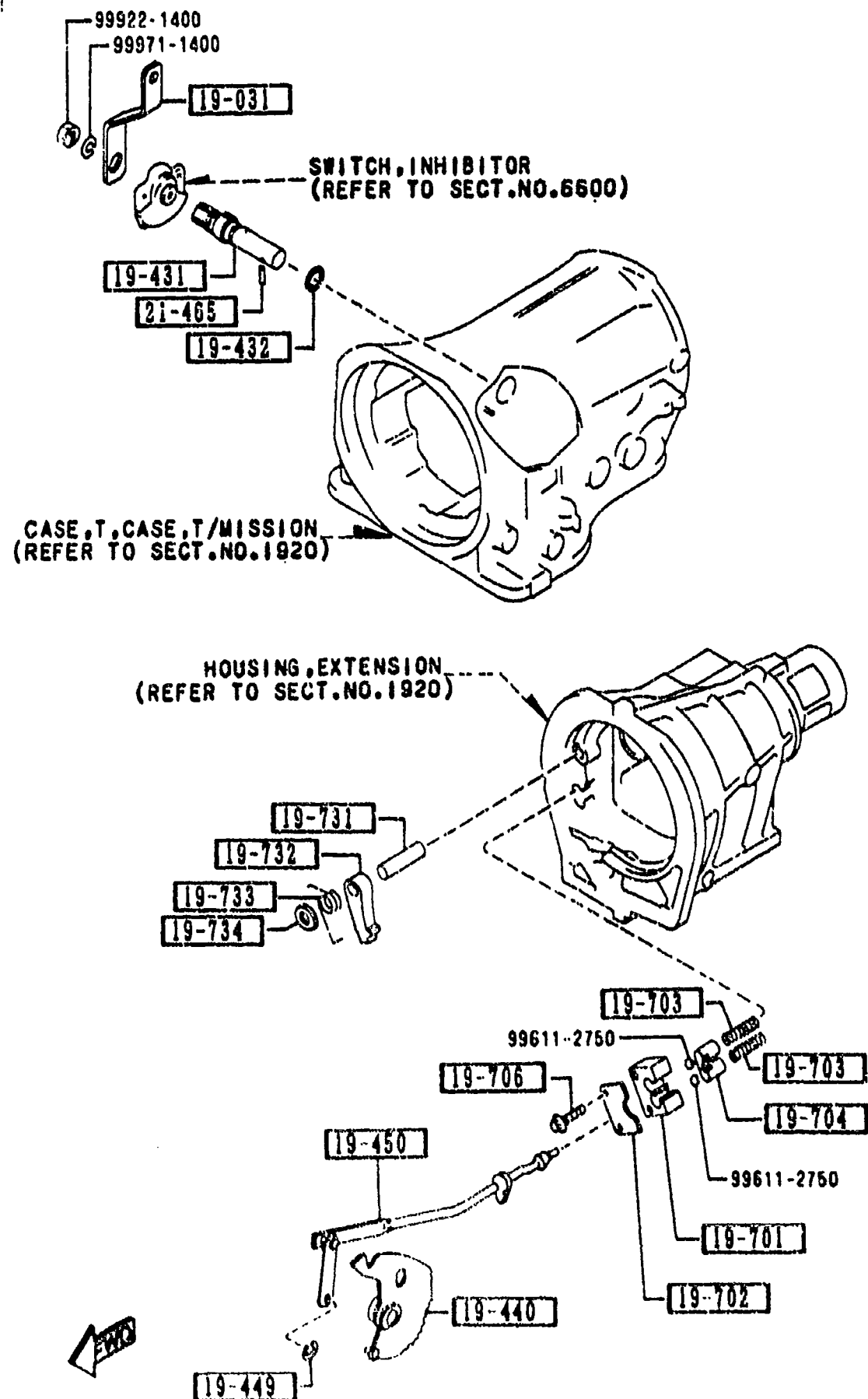
AUNA03

PART NO.	QTY	MODEL/RESTRICTION	MODEL/RESTRICTION	MODEL/RESTRICTION	FROM-TO
19-596		RING, SNAP			
0338-19-596	2				
19-601		PISTON, LOW & REVERSE			
BT08-19-600	1				
19-603		SEAL, PISTON			
0338-19-603	1				
19-604		SEAL, 'O' RING			
0338-19-604	1				
19-606		SPRING, PISTON			
0338-19-606	1				
19-607		RING, SNAP			
0338-19-607	1				
19-609		PLATE, DRIVEN			
0338-19-609	4				
19-610		PLATE, DRIVEN			
BU17-19-610	4				
19-613		PLATE, RETAINING			
1758-19-613	1	T=7.8MM			
1758-19-614	1	T=8MM			
1758-19-615	1	T=8.2MM			
1758-19-616	1	T=8.4MM			
1758-19-617	1	T=8.6MM			
1758-19-618	1	T=8.8MM			
19-619		RING, SNAP			
0338-19-619	1				
19-622		BEARING, NEEDLE			

CAT. AUNA03-04

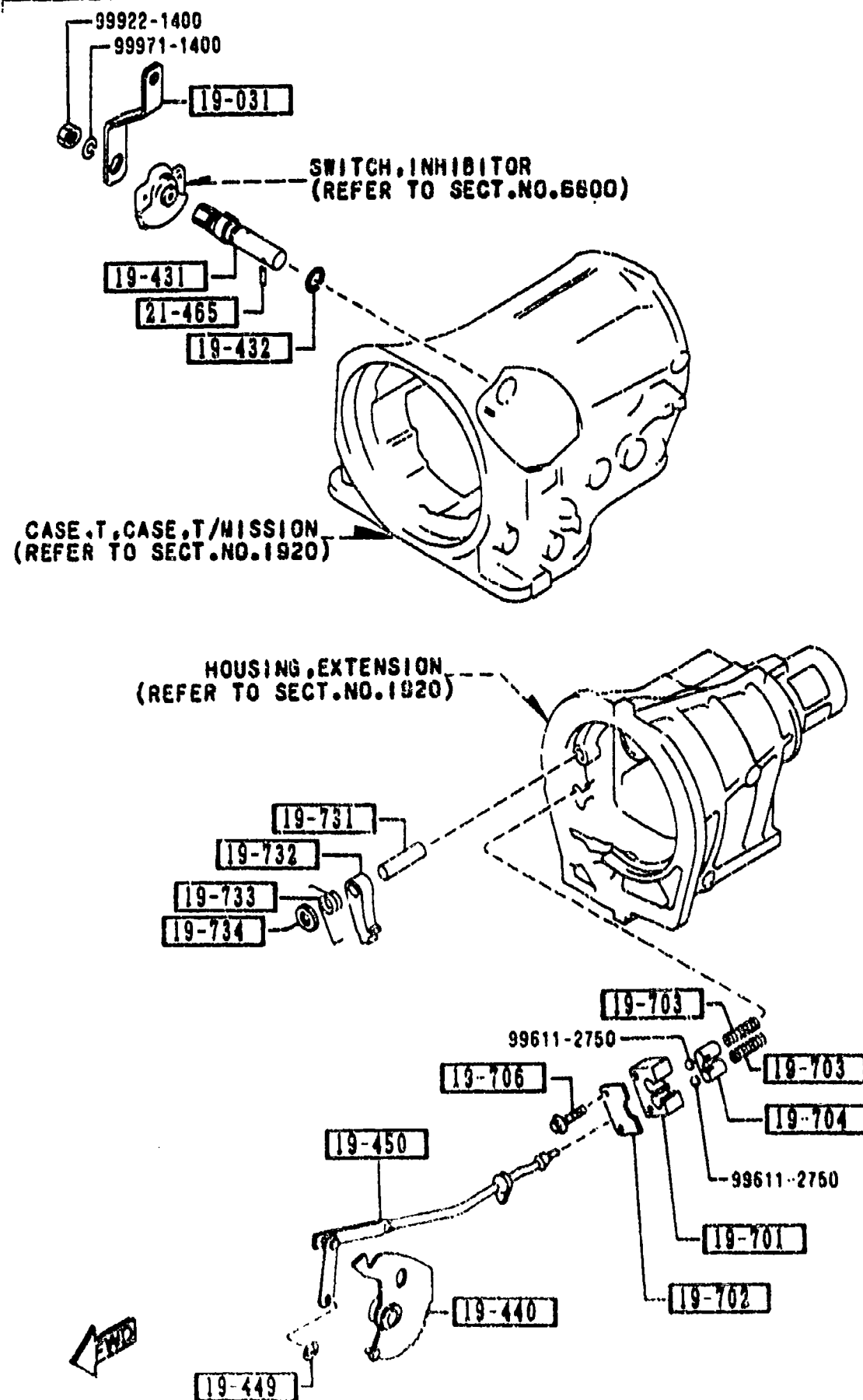
1994-10

1950 MANUAL LINKAGE SYSTEM (AUTOMATIC)



PART NO.	QTY	MODEL/RESTRICTION	MODEL/RESTRICTION	MODEL/RESTRICTION	FROM-TO
19-031 BU55-19-031	1	LEVER, SELECT			
19-431 BU67-19-431	1	SHAFT, MANUAL			
19-432 0338-19-432	1	RING, 'O'			
19-440 BU36-19-440	1	PLATE, MANUAL			
19-449 0338-19-449	1	RING, SNAP			
19-450 BU17-19-450	1	ROD, PARKING			
19-701 BU17-19-701	1	SUPPORTER, ACTUATOR			
19-702 0338-19-702A	1	PLATE, RETAINING			
19-703 BU17-19-703	2	SPRING, BALL PARK			
19-704 BU17-19-704	1	RETAINER			
19-706 0338-19-706	1	BOLT			
19-731 0338-19-731	1	SHAFT, PARKING PAWL			
19-732 BU17-19-732	1	PAWL, PARKING			
19-733 0338-19-733C	1	SPRING, PAWL RETURN			

1950 MANUAL LINKAGE SYSTEM (AUTOMATIC)



AUMA03

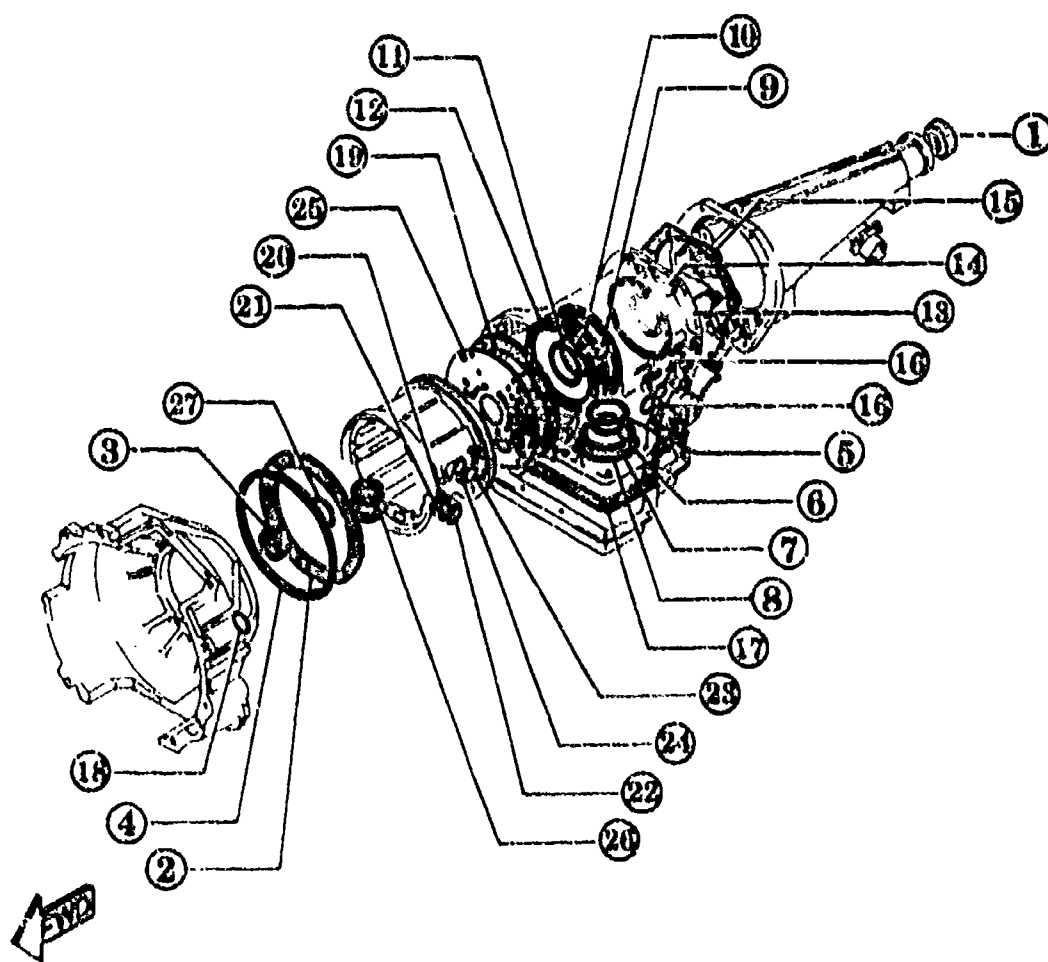
PART NO.	QTY	MODEL/RESTRICTION	MODEL/RESTRICTION	MODEL/RESTRICTION	FROM-TO
19-734		SPACER, DOWEL			
0338-19-734A	1				
21-465		PIN, SPRING-PARKING ROD			
BU67-21-465	1				

CAT. AUMA03-04

1994-10

22-900

- 1-SEAL, OIL..... (1)
- 2-GASKET, OIL PUMP..... (1)
- 3-SEAL, OIL..... (1)
- 4-SEAL, CUT RING..... (2)
- 5-SEAL, PISTON..... (1)
- 6-SEAL, LATHE CUT..... (1)
- 8-RING, "O"..... (1)
- 9-RING, "O"..... (1)
- 10-RING, "O"..... (1)
- 11-SEAL, "O" RING..... (3)
- 12-SEAL, LATHE CUT..... (3)
- 13-SEAL, PISTON..... (1)
- 14-SEAL, "O" RING..... (1)
- 15-GASKET, EXTENSION..... (1)
- 16-SEAL, "O" RING..... (2)
- 17-GASKET, OIL PAN..... (1)
- 18-RING, "O"..... (1)
- 19-GASKET, DRUM SUPPORT..... (1)
- 20-SEAL, "O" RING..... (1)
- 21-RING, "O"..... (1)
- 22-RING, "O"..... (1)
- 23-RING, "O"..... (1)
- 24-RING, "O"..... (1)
- 25-GASKET, O/DRIVE CASE..... (1)
- 26-RING, "O"..... (1)
- 27-RING, "O"..... (1)



AUNA03

PART NO.	QTY	MODEL/RESTRICTION	MODEL/RESTRICTION	MODEL/RESTRICTION	FROM-TO
22-900		GASKET & SEAL KIT			
BU01-99-190A A (BU74-22-900)	1	ASBESTOS			-2C07
BU74-22-900	1				2C07-
2C07 NA351M-407852					

CAT. AUNA03-04

1994-10



ENGINE



CHASSIS



ENGINE



CHASSIS



ENGINE



CHASSIS



ENGINE



CHASSIS



ENGINE



CHASSIS



ENGINE



CHASSIS



ENGINE



CHASSIS



ENGINE

CHASSIS



ENGINE



CHASSIS



ENGINE

CHASSIS



ENGINE



CHASSIS



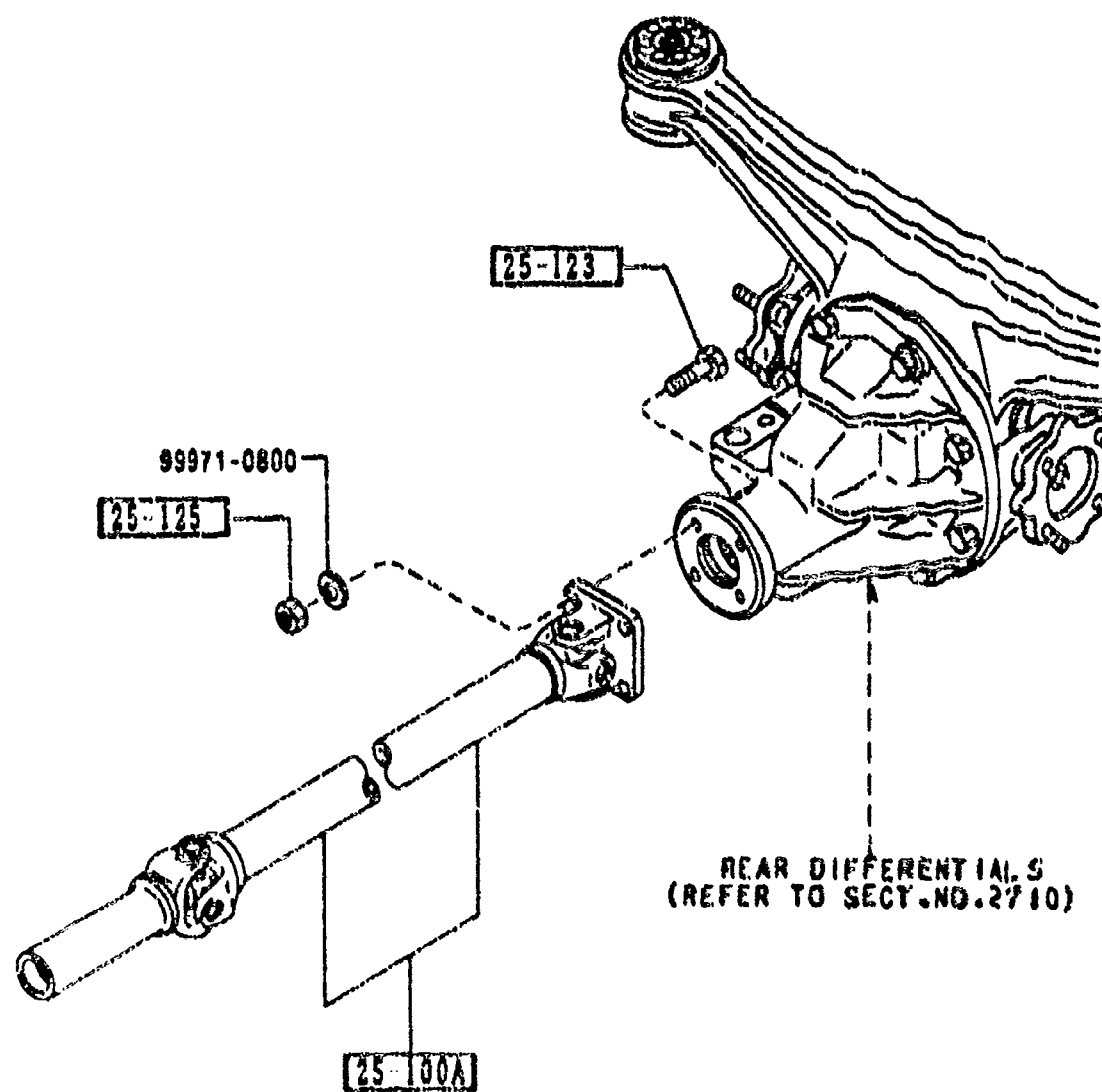
ENGINE



CHASSIS

2505 REAR PROPELLER SHAFT

2505 -1 N REAR PROPELLER SHAFT



PART NO.	QTY	MODEL/RESTRICTION	MODEL/RESTRICTION	MODEL/RESTRICTION	FROM-TO
25-100A		SHAFT, PROPELLER			
M091-25-100	1				
25-123		BOLT			
N010-25-123	4				
25-125		NUT			
1456-25-125	4				

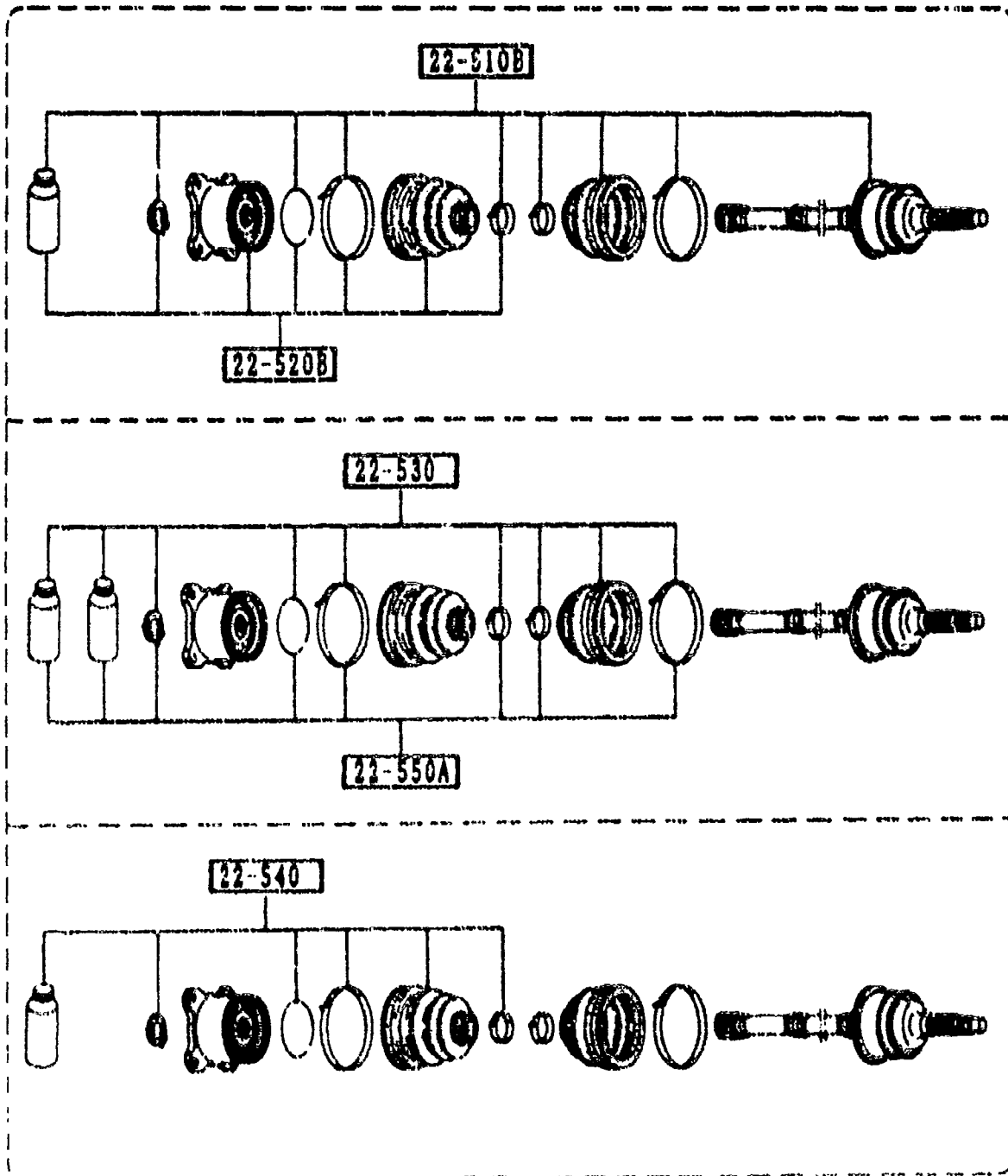
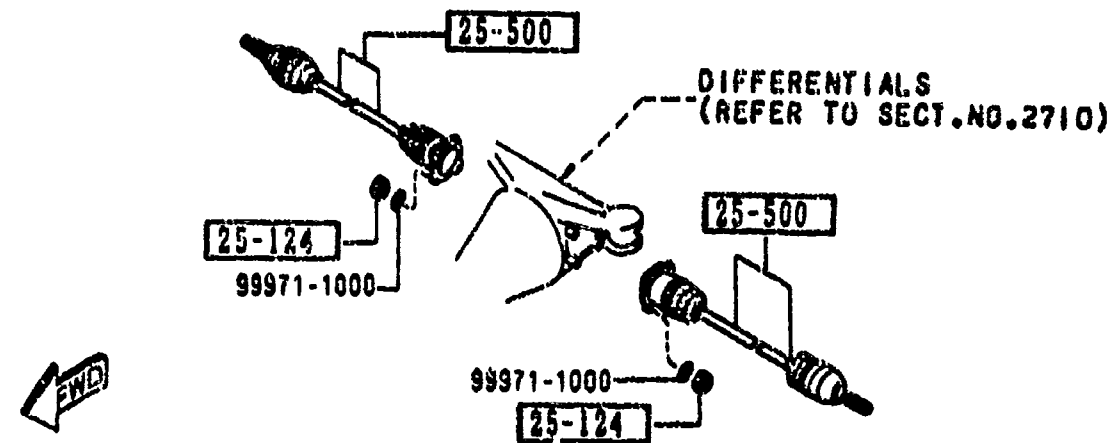


AUM403

CAT. AUM403-04

1996-10

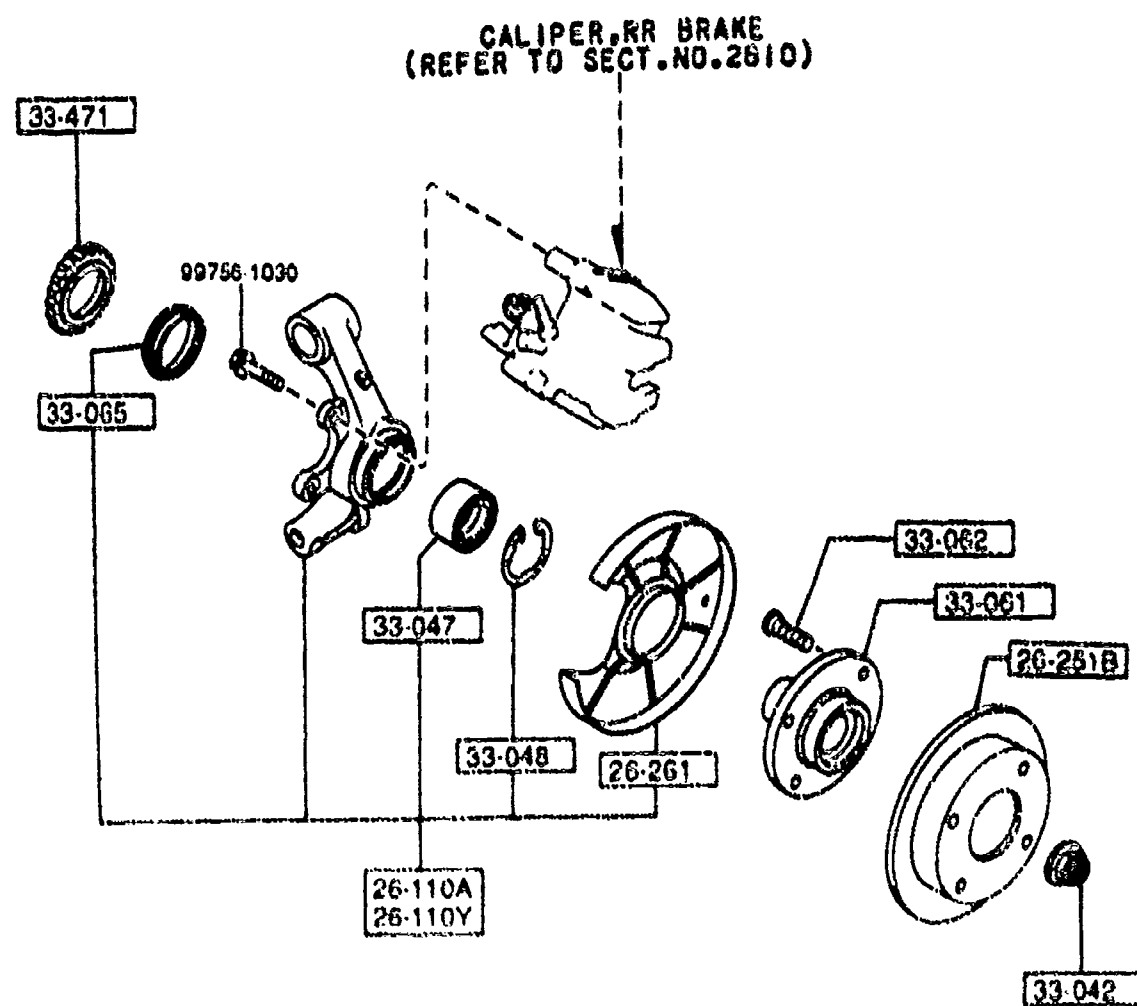
2550 REAR DRIVE SHAFT



2550 -1 R REAR DRIVE SHAFT

PART NO.	QTY	MODEL/RESTRICTION	MODEL/RESTRICTION	MODEL/RESTRICTION	FROM-TO
22-510B		JOINT SET, OUTER			
M090-22-510	2	(W/O A. LOCK BRAKE)			
M091-22-510	2	(A. LOCK BRAKE)			
22-520B		JOINT SET (R), INNER			
M090-22-520	2				
22-530		BOOT SET, OUTER JOINT			
M090-22-530	2				
22-540		BOOT SET, INNER JOINT			
M090-22-540	2				
22-550A		CLIP SET, DRIVE SHAFT			
M090-22-550	2				
25-124		NUT			
1368-25-124	8				
25-500		SHAFT, DRIVE			
M090-25-500	2	(W/O A. LOCK BRAKE)			
M091-25-500	2	(A. LOCK BRAKE)			

2600 REAR AXLE



PART NO.	QTY	MODEL/RESTRICTION	MODEL/RESTRICTION	MODEL/RESTRICTION	FROM-TO
26-110A		KNUCKLE(R), REAR			
NA01-26-130B	1	(W/O A. LOCK BRAKE)			
NA23-26-130A	1	(A. LOCK BRAKE)			
26-110Y		KNUCKLE(L), REAR			
NA01-26-140B	1	(W/O A. LOCK BRAKE)			
NA23-26-140A	1	(A. LOCK BRAKE)			
26-251B		PLATE, DISC			
NA01-26-251A	2				
26-261		COVER, DUST			
NA01-26-261A	2				
33-042		NUT			
NA01-33-042B	2	W/WASHER			
33-047		BEARING, WHEEL			
B455-33-047B	2				
33-048		RING, RETAINING-DISC PLATE			
H260-33-048	2				
33-061		HUB, WHEEL			
B455-33-061	2				-3601
B01A-33-061	2				3601-
33-062		BOLT, HUB			
B453-33-062	8				-3601
B01Y-33-062	8				3601-
33-065		SEAL, OIL-AXLE			
Q304-33-065	2				
33-471		ROTOR, SENSOR-FRT A.B.S.			
B403-33-471	2				

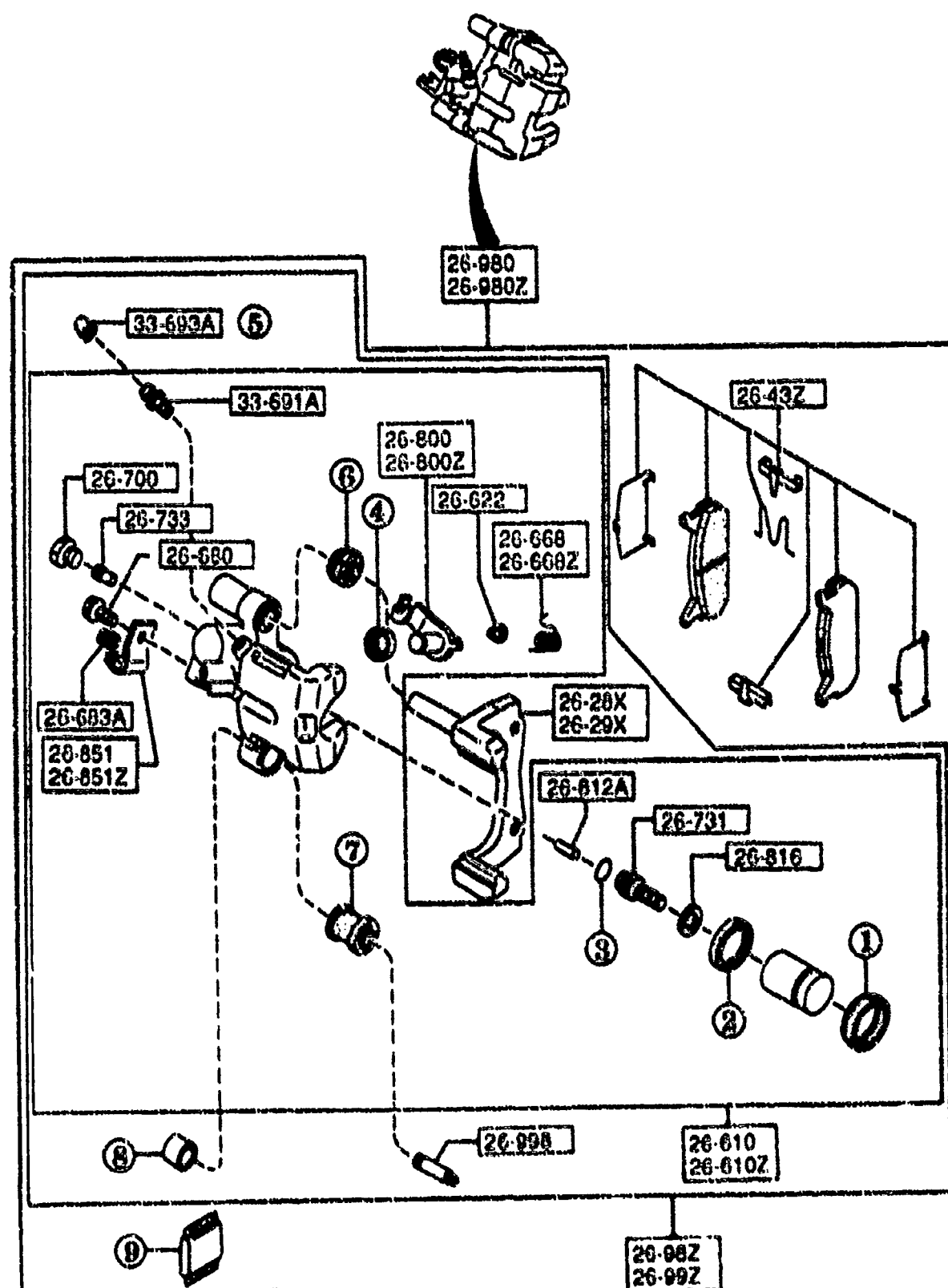
3601 NA351M-422220



AUNA03

CAT. AUNA03-04

1994-10

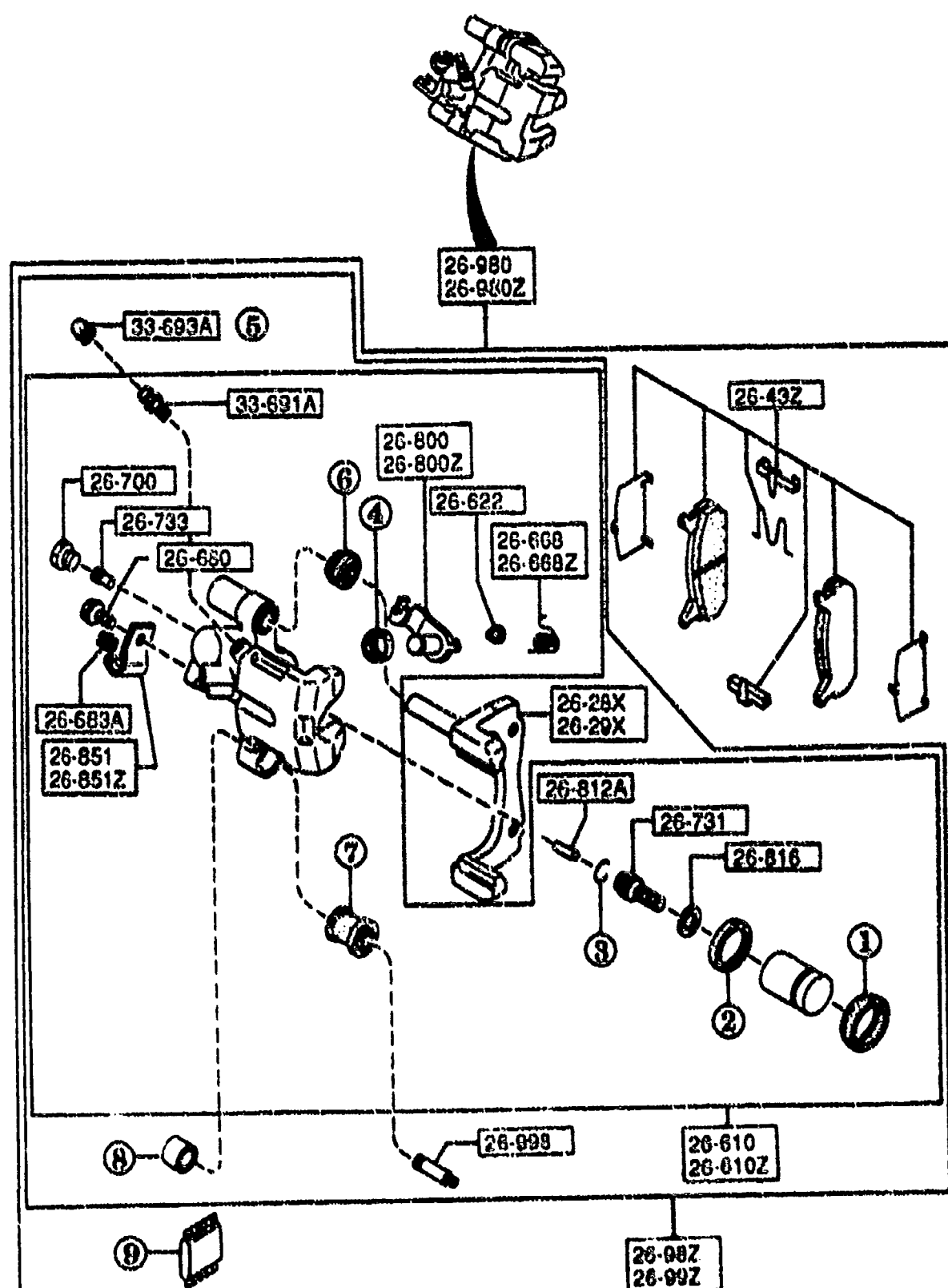


NOTE

①...⑨ 26-46Z
THE D-CODE OF 26-46Z CONSIST OF
FIGURE NUMBERS ① THROUGH ⑨.

THOUGH ILLUSTRATIONS OF D-CODE 26-43Z
AND 26-46Z ARE FOR LEFT SIDE ONLY,
QUANTITIES OF THESE D-CODES IN THE
TEXT ARE FOR THE VEHICLE.

PART NO.	QTY	MODEL/RESTRICTION	MODEL/RESTRICTION	MODEL/RESTRICTION	FROM-TO
26-28X NA10-26-28X	1	SUPPORT(R), MOUNTING			
26-29X NA10-26-29X	1	SUPPORT(L), MOUNTING			
26-43Z NAY0-26-43Z	1	PAD SET, RR CALIPER NON ASBESTOS			
26-46Z NAY1-26-46Z	1	SEAL & BOOT SET, CAL. -RR			
26-610 NA01-26-61X	1	BODY & PISTON(R), CAL IPER			
26-610Z NA01-26-71X	1	BODY & PISTON(L), CAL IPER			
26-622 BWH-26-696	2	PIN, STOPPER-RR CALIP ER			
26-668 BWH-26-668	1	SPRING(R), LEVER			
26-668Z BWH-26-669	1	SPRING(L), LEVER			
26-680 BWH-26-680	2	BOLT			
26-683A BWH-26-683	2	PROTECTOR			-3701
26-700 BWH-26-700	2	PLUG, SCREW			
26-731 BWH-26-731	2	SPINDLE, ADJUSTER			-3601
26-731 QAZ-26-731	2				3601-
3601 NA391M-422220 3701 NA391M-423706					

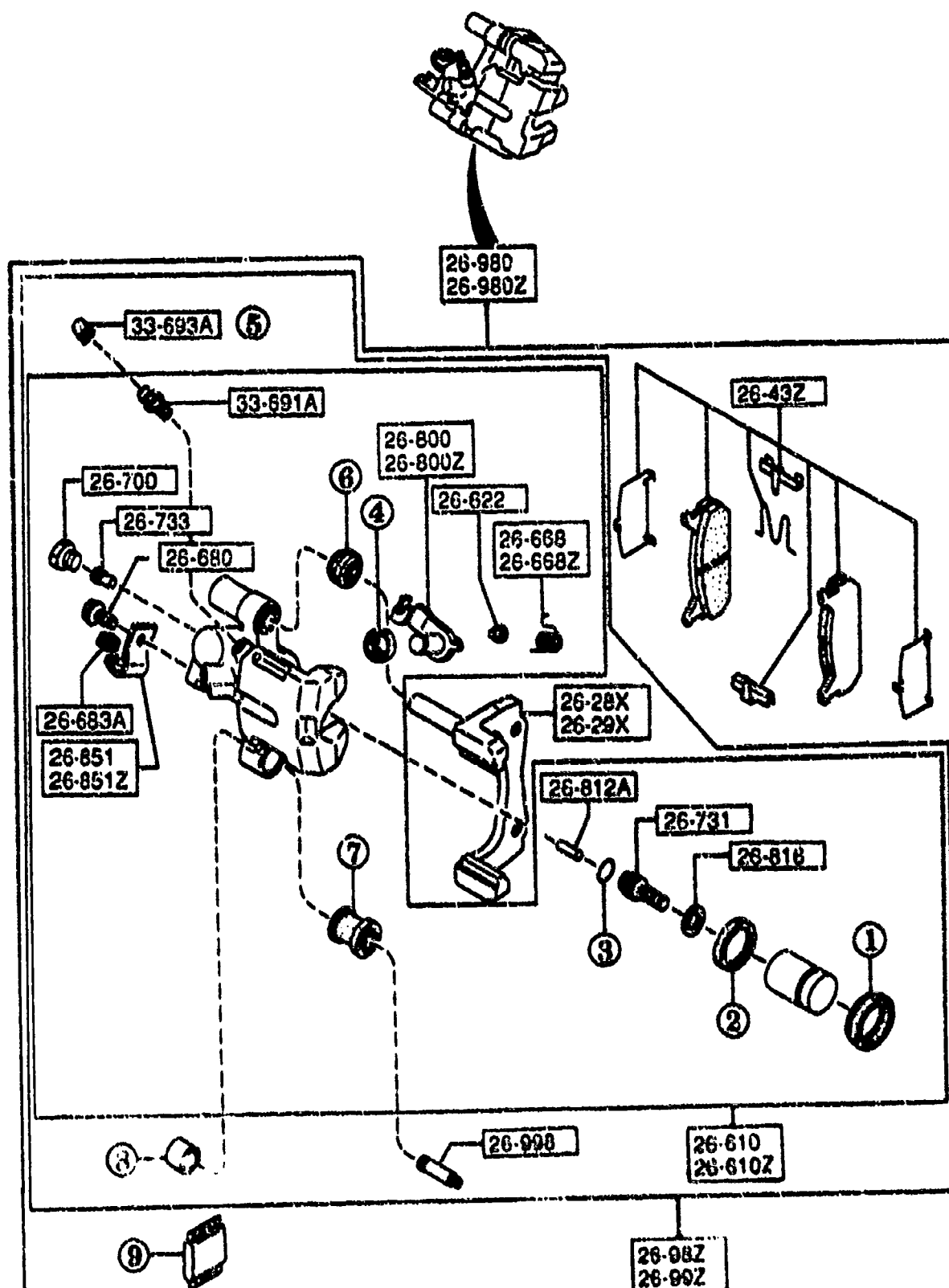


NOTE

①...⑨ ⇒ 26-46Z
THE D-CODE OF 26-46Z CONSIST OF
FIGURE NUMBERS ① THROUGH ⑨.

THOUGH ILLUSTRATIONS OF D-CODE 26-43Z
AND 26-46Z ARE FOR LEFT SIDE ONLY.
QUANTITIES OF THESE D-CODES IN THE
TEXT ARE FOR ONE VEHICLE.

PART NO.	QTY	MODEL/RESTRICTION	MODEL/RESTRICTION	MODEL/RESTRICTION	FROM-TO
26-733 BWOH-26-733	2	GEAR, ADJUST			
26-800 BWOH-26-800 AN(BR76-26-800)	1	LEVER(R), OPERATING			-3701
BR76-26-800	1				3701-
26-800Z BWOH-26-810 AN(BR76-26-810)	1	LEVER(L), OPERATING			-3701
BR76-26-810	1				3701-
26-812A BWOH-26-812	2	ROD, PUSH-FRT CALIPER			
26-816 QAZE-26-816	2	RING, SNAP-RR CALIPER			
26-851 BWOH-26-851	1	BRACKET(R), CABLE			
26-851Z BWOH-26-861	1	BRACKET(L), CABLE			
26-982 NA01-26-982	1	CALIPER(R), PADLESS-R			2801-
26-980 NA01-26-980A	1	CALIPER(R), RR BRAKE			
26-980Z NA01-26-990A	1	CALIPER(L), RR BRAKE			
26-99Z NA01-26-99Z	1	CALIPER(L), PADLESS-R			2801-
26-998 BWOH-26-998A	2	PIN, GUIDE			
33-691A		SCREW, BLEEDER			
2801 NA351M-403459 3701 NA351M-423706					

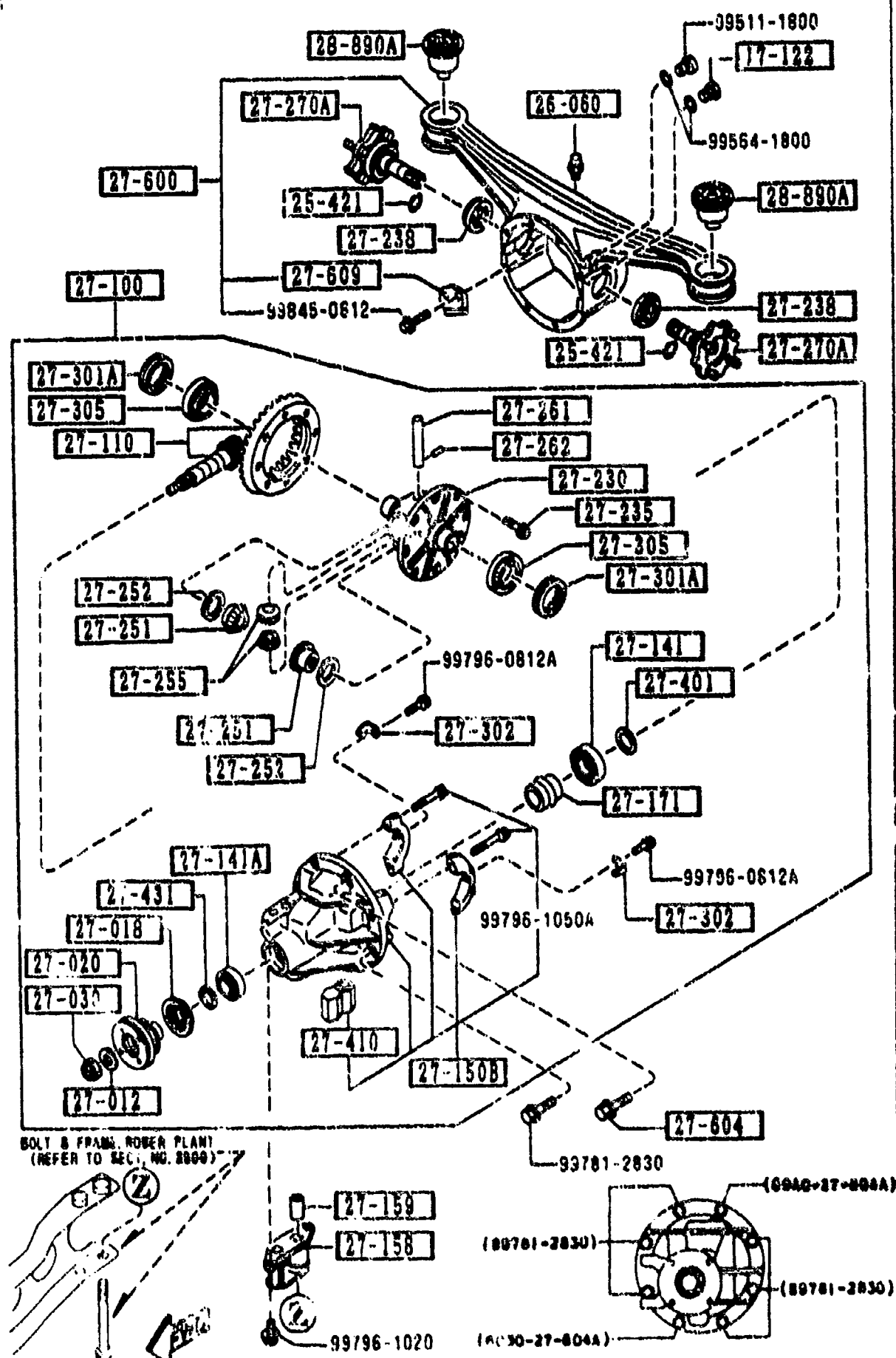


NOTE

①...⑨ ⇒ 26-48Z
 THE D-CODE OF 26-48Z CONSIST OF
 FIGURE NUMBERS ① THROUGH ⑨.

THOUGH ILLUSTRATIONS OF D-CODE 26-48Z
 AND 26-48Z ARE FOR LEFT SIDE ONLY.
 QUANTITIES OF THESE D-CODES IN THE
 TEXT ARE FOR ONE VEHICLE.

PART NO.	QTY	MODEL/RESTRICTION	MODEL/RESTRICTION	MODEL/RESTRICTION	FROM-TO
CONT'D BWOH-26-691	2				
33-693A		CAP, BLEEDER SCREW			
0259-33-693	2				

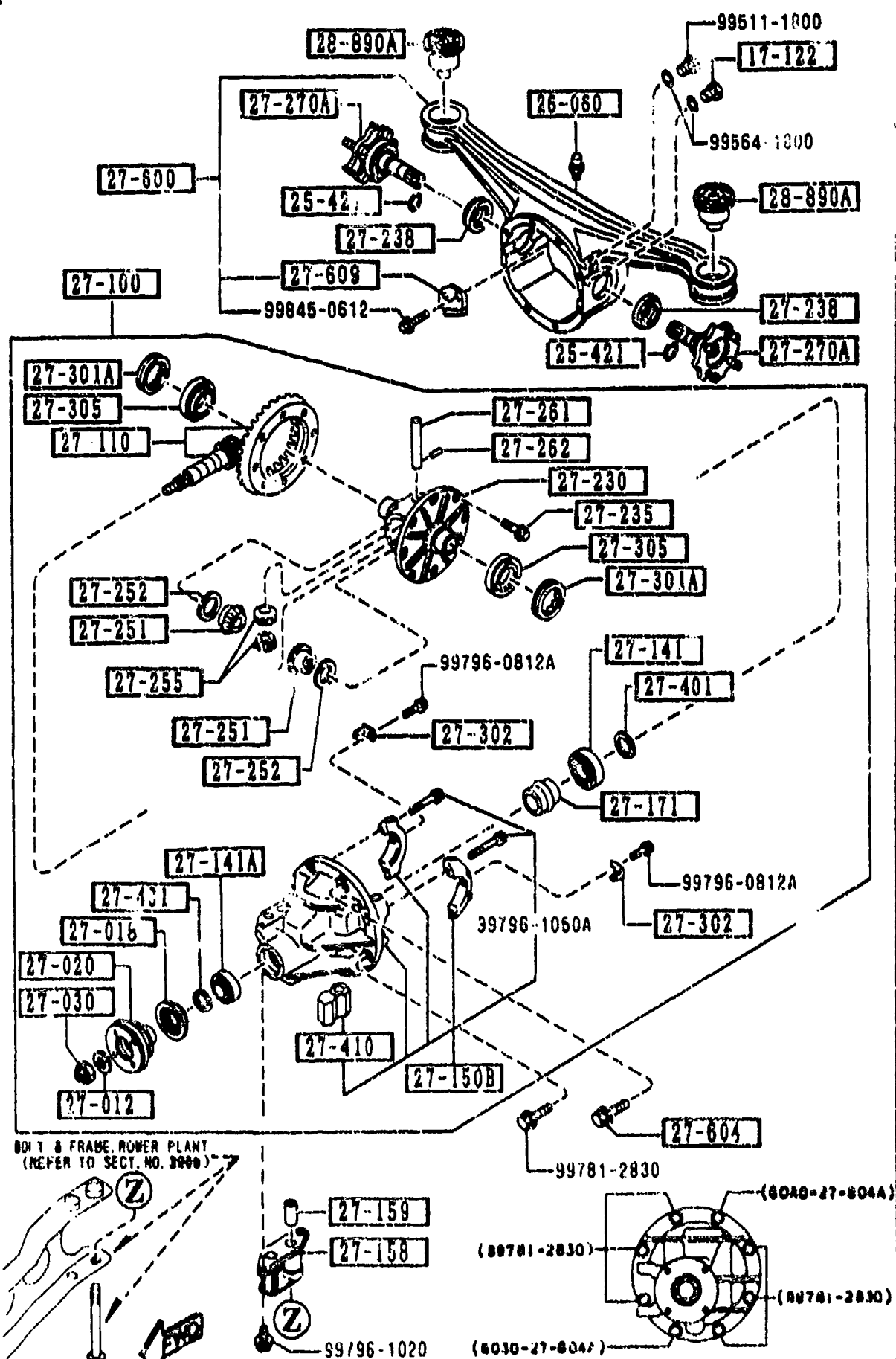


AUNA03

PART NO.	QTY	MODEL/RESTRICTION	MODEL/RESTRICTION	MODEL/RESTRICTION	FROM-TO
17-122		PLUG, MAGNET			
0810-17-121	1				
25-421		CLIP			
F002-25-421	2				
26-060		BREATHER			
0750-26-060	1				
27-012		WASHER			
3919-27-012	1				
27-018		SEAL, OIL			
T020-27-165	1				
27-020		FLANGE, COMPANION			
T002-27-120B	1				
27-030		NUT, LOCK			
3919-27-130	1				
27-100		DRIVING & DIFF.			
T020-27-100L	1				
27-110		GEAR SET, FINAL R=4.300			
T020-27-110C	1				
27-141		BEARING, PINION			
0755-27-210	1				
27-141A		BEARING, PINION			
3919-27-220	1				
27-150B		CARRIER, DIFFERENTIAL -FRT			
T020-27-150E	1				
27-158		SPACE			
T020-27-158A	1				
27-159		PIN, TUBULAR			

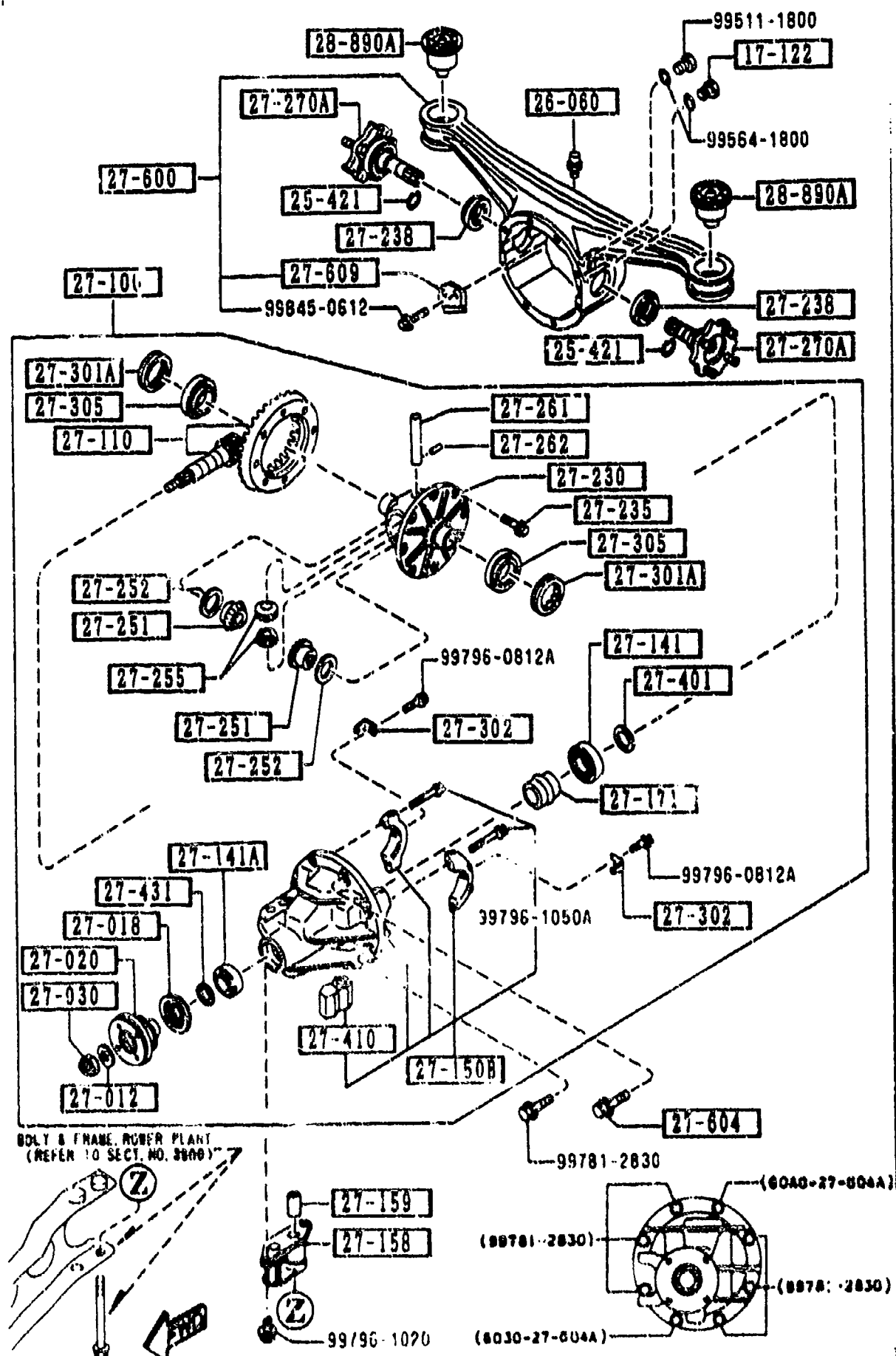
CAT. AUNA03-04

1494-10



PART NO.	QTY	MODEL/RESTRICTION	MODEL/RESTRICTION	MODEL/RESTRICTION	FROM-TO
CONT'D					
T020-27-159A	1				
27-171		PIECE, DISTANCE			
T020-27-171	1				
27-230		CASE			
T005-27-231	1				
27-235		BOLT, RING GEAR			
S919-27-235	8	D=10.2MM			
S919-27-236	8	D=10MM			
27-238		SEAL, OIL			
T020-27-238	2				
27-251		GEAR, DIFF. SIDE			
F035-27-251	2				
27-252		WASHER			
F001-27-252	2	T=2MM			
F001-27-253	2	T=2.1MM			
F001-27-254	2	T=2.2MM			
27-255		PINION, DIFFERENTIAL			
T020-27-255A	2				
A (T020-27-255B)					
T020-27-255B	2				
27-261		SHAFT, DIFF. PINION			
F001-27-261A	1				
27-262		PIN			
0114-27-262	1				
27-270A		SHAFT, OUTPUT			
T005-27-270C	2				
3701 NA351N-423706					

2710 REAR DIFFERENTIALS
(NORMAL DIFF.)

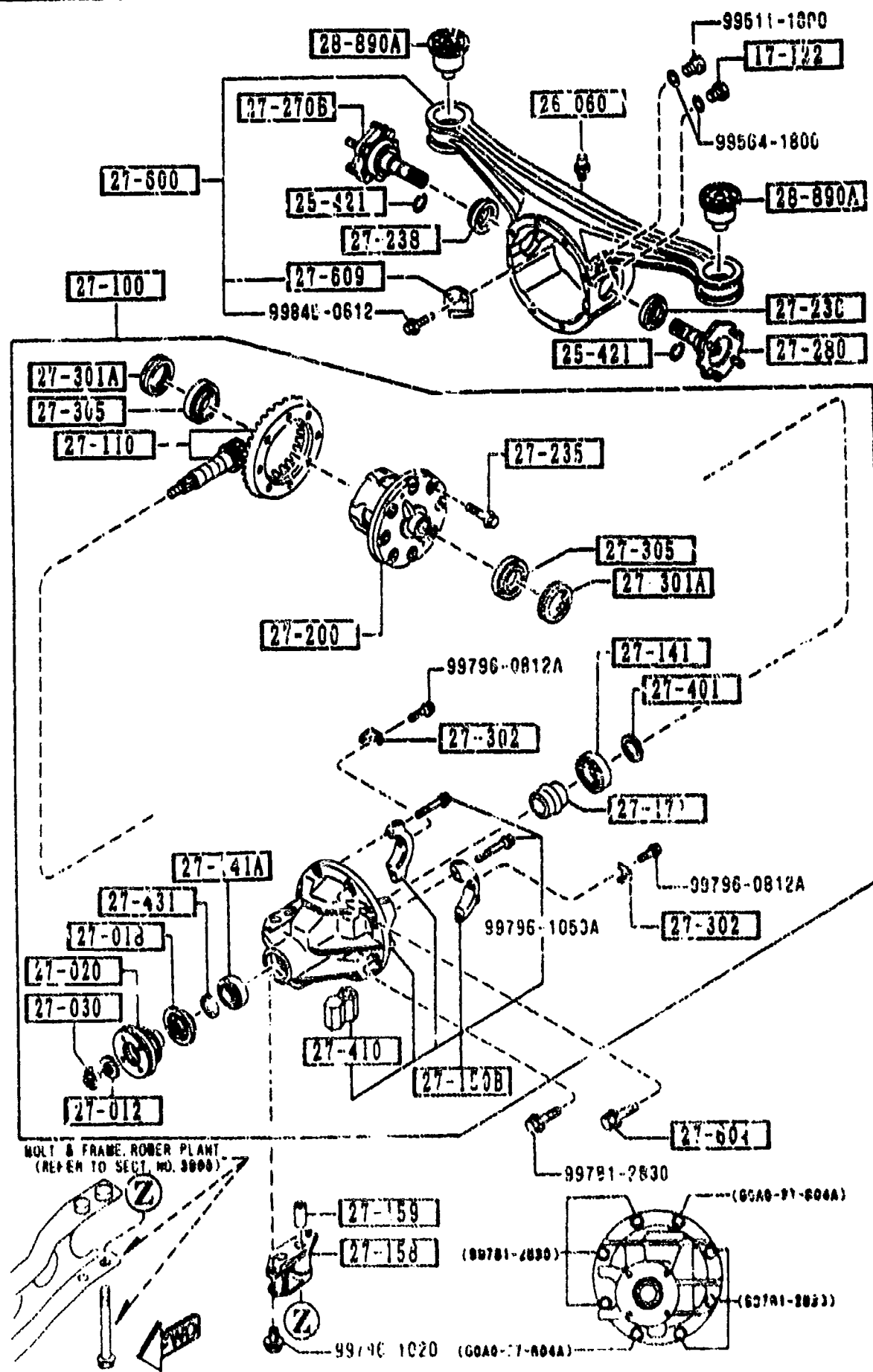


2710 -3 REAR DIFFERENTIALS
(NORMAL DIFF.)

PART NO.	QTY	MODEL/RESTRICTION	MODEL/RESTRICTION	MODEL/RESTRICTION	FROM-TO
27-301A		SCREW, ADJUST			
0180-27-301A	2				
27-302		PLATE, LOCK			
0290-27-302	2				
27-305		BEARING			
0249-27-350	2				
27-401		SPACER			
T006-27-401	1	T=2.08MM			
T006-27-402	1	T=2.11MM			
T006-27-403	1	T=2.14MM			
T006-27-404	1	T=2.17MM			
T006-27-405	1	T=2.2MM			
T006-27-406	1	T=2.23MM			
T006-27-407	1	T=2.26MM			
T006-27-408	1	T=2.29MM			
T006-27-409	1	T=2.32MM			
T006-27-411	1	T=2.35MM			
T006-27-412	1	T=2.38MM			
T006-27-413	1	T=2.41MM			
T006-27-414	1	T=2.44MM			
T006-27-415	1	T=2.47MM			
27-410		SPACER			
T020-27-410	1	L=50.850			
T021-27-410	1	L=50.875			

2710 A REAR DIFFERENTIALS
(LIMITED SLIP DIFF.)

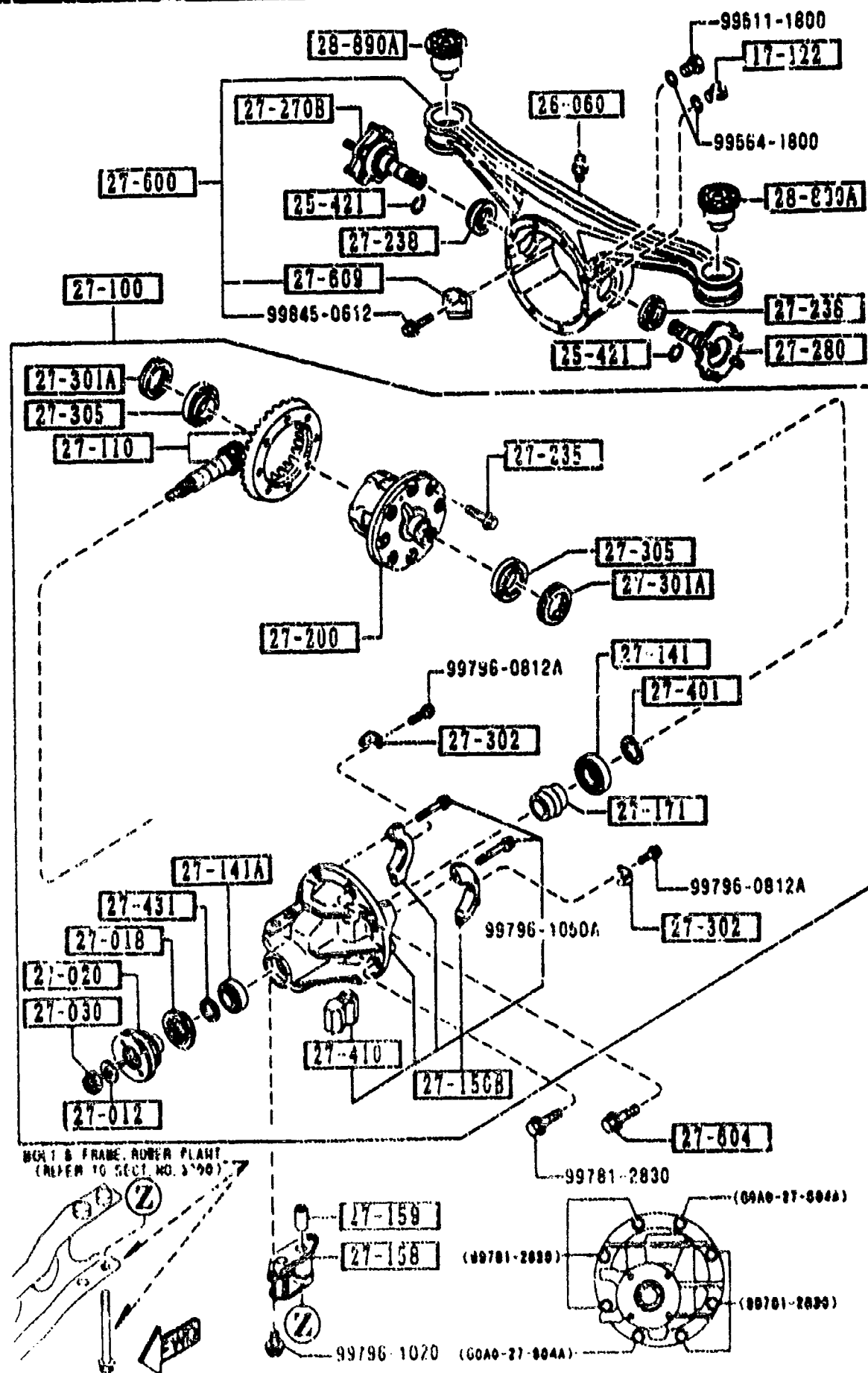
2710 A-1 REAR DIFFERENTIALS
(LIMITED SLIP DIFF.)



PART NO.	QTY	MODEL/RESTRICTION	MODEL/RESTRICTION	MODEL/RESTRICTION	FROM-TO
17-122	1	PLUG, MAGNET			
0810-17-121	1				
25-421	2	CLIP			
F002-25-421	2				
26-060	1	BREATHER			
0730-26-060	1				
27-012	1	WASHER			
3919-27-012	1				
27-018	1	SEAL, OIL			
T020-27-165	1				
27-020	1	FLANGE, COMPANION			
T002-27-120B	1				
27-030	1	NUY, LOCK			
3919-27-130	1				
27-100	1	DRIVING & DIFF.			
T025-27-100L	1				
27-110	1	GEAR SET, FINAL R=4.300			
T020-27-110C	1				
27-141	1	BEARING, PINION			
0755-27-210	1				
27-141A	1	BEARING, PINION			
3919-27-220	1				
27-150B	1	CARRIER, DIFFERENTIAL -FRT			
T020-27-150E	1				
27-158	1	SPACE			
T020-27-158A	1				
27-159	1	PIN, TUBULAR			

2710 A REAR DIFFERENTIALS
(LIMITED SLIP DIFF.)

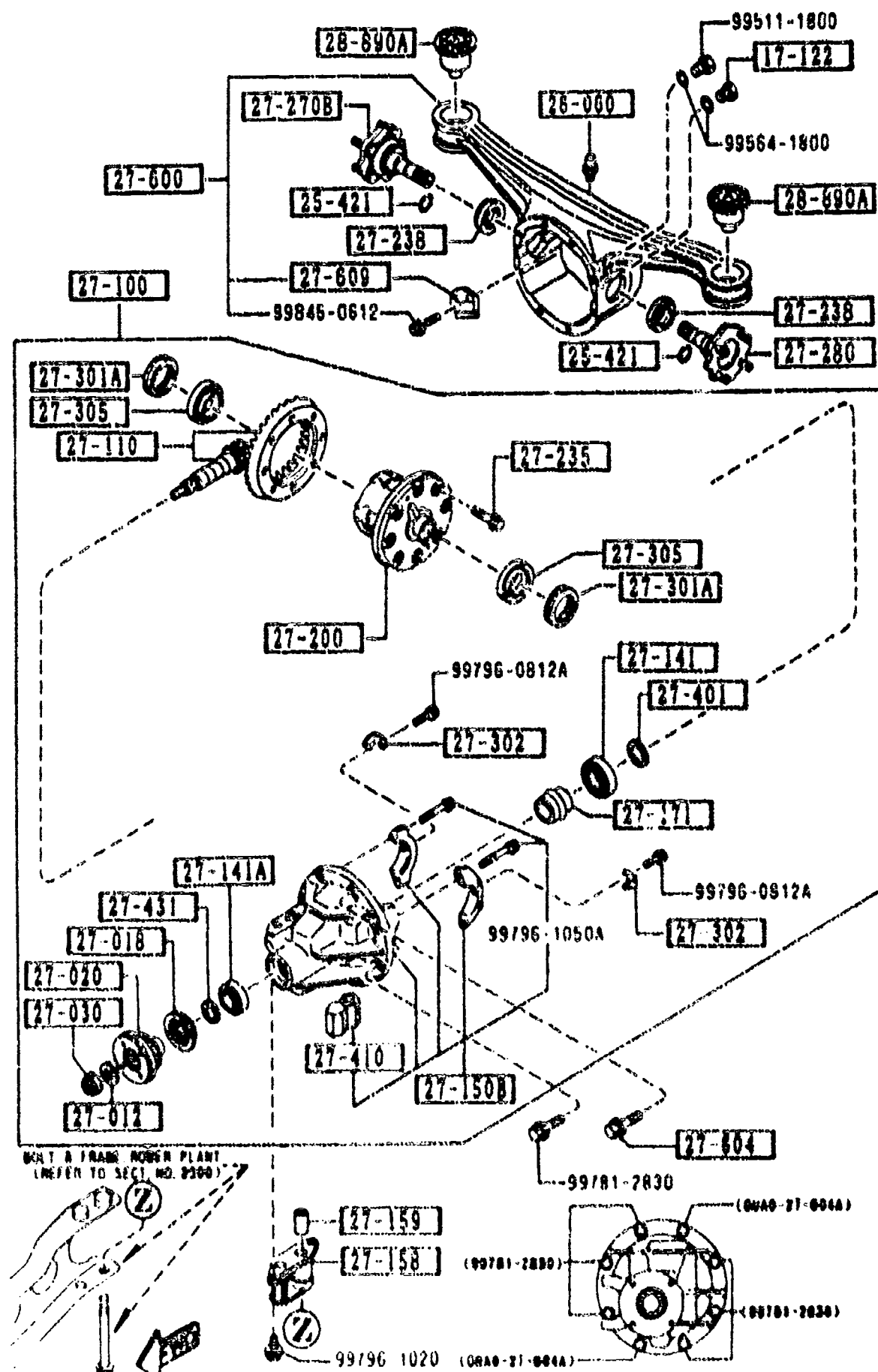
2710 A-2 REAR DIFFERENTIALS
(LIMITED SLIP DIFF.)



PART NO.	QTY	MODEL/RESTRICTION	MODEL/RESTRICTION	MODEL/RESTRICTION	FROM-TO
CONT'D T020-27-159A	1				
27-171		PIECE DISTANCE			
T020-27-171	1				
27-200		DIFFERENTIAL			
T016-27-200C	1				
27-235		BOLT, RING GEAR			
3919-27-235	8	D=10.2MM			
3919-27-236	8	D=10MM			
27-258		SEAL, OIL			
T020-27-258	2				
27-270B		SHAFT(R), OUTPUT			
T015-27-270A	1				
27-280		SHAFT(L), OUTPUT			
T015-27-280A	1				
27-301A		SCREW, ADJUST			
0180-27-301A	2				
27-302		PLATE, LOCK			
0290-27-302	2				
27-305		BEARING			
0249-27-350	2				
27-401		SPACER			
T006-27-401	1	T=2.08MM			
T006-27-402	1	T=2.11MM			
T006-27-403	1	T=2.14MM			
T006-27-404	1	T=2.17MM			
T006-27-405	1	T=2.2MM			

2710 A REAR DIFFERENTIALS
(LIMITED SLIP DIFF.)

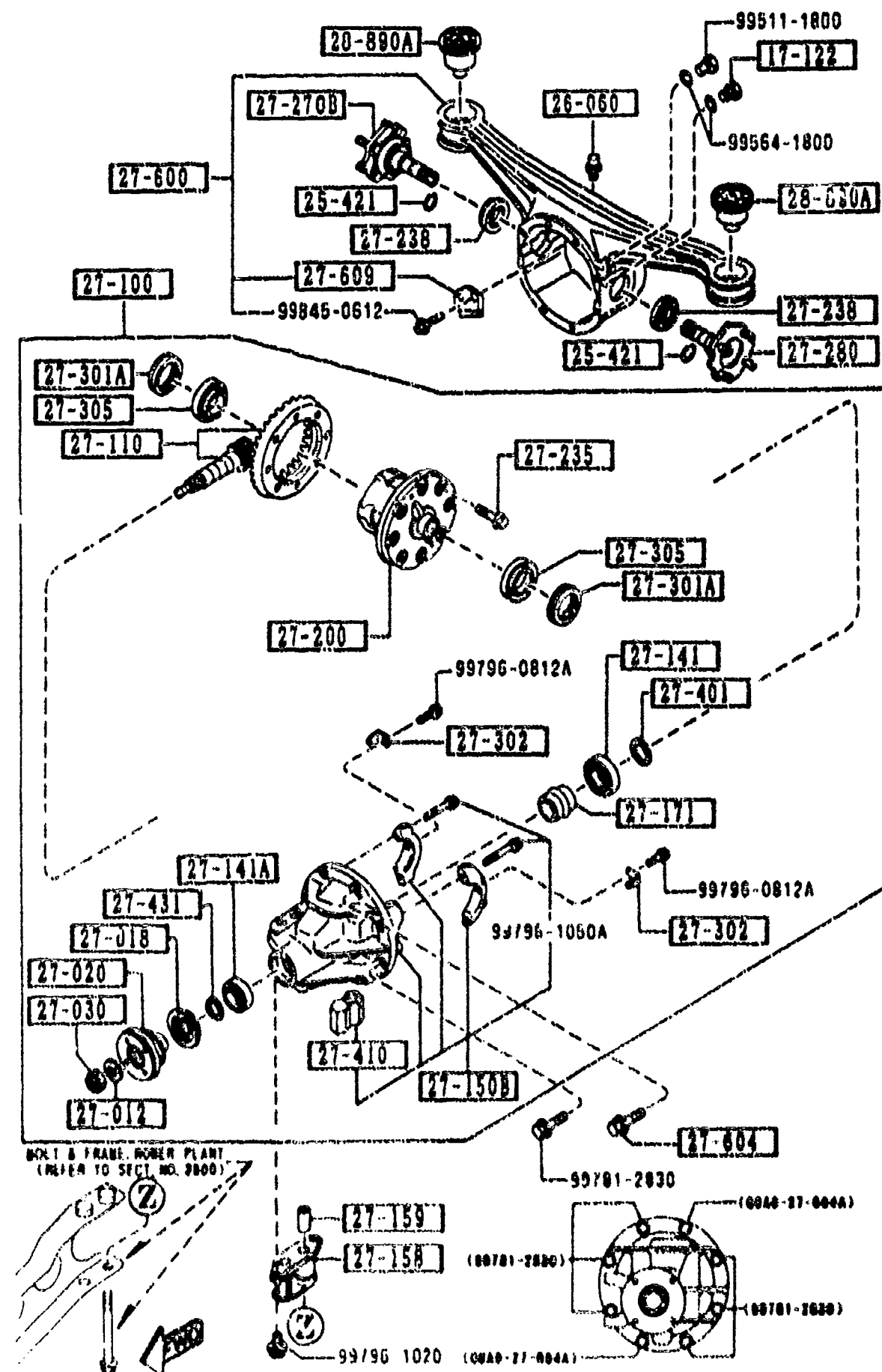
2730 A-3 REAR DIFFERENTIALS
(LIMITED SLIP DIFF.)



PART NO.	QTY	MODEL/RESTRICTION	MODEL/RESTRICTION	MODEL/RESTRICTION	FROM-TO
CONT'D					
T006-27-406	1	T=2.23MM			
T006-27-407	1	T=2.26MM			
T006-27-408	1	T=2.29MM			
T006-27-409	1	T=2.32MM			
T006-27-411	1	T=2.35MM			
T006-27-412	1	T=2.38MM			
T006-27-413	1	T=2.41MM			
T006-27-414	1	T=2.44MM			
T006-27-415	1	T=2.47MM			
27-410		SPACER			
T020-27-410	1	L=50.850			
T021-27-410	1	L=50.875			
T022-27-410	1	L=50.900			
T023-27-410	1	L=50.925			
T024-27-410	1	L=50.950			
T025-27-410	1	L=50.975			
T026-27-410	1	L=51.000			
T027-27-410	1	L=51.025			
T028-27-410	1	L=51.050			
27-431		SPACER			
TA01-27-431	1				
27-400		CASINO DIFFERENTIAL			
T020-27-6000	1				

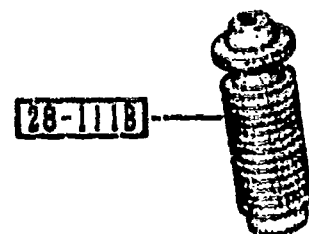
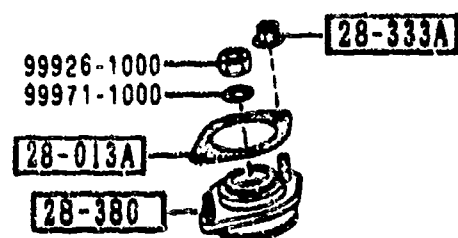
2710 A REAR DIFFERENTIALS
(LIMITED SLIP DIFF.)

2710 A-4 REAR DIFFERENTIALS
(LIMITED SLIP DIFF.)

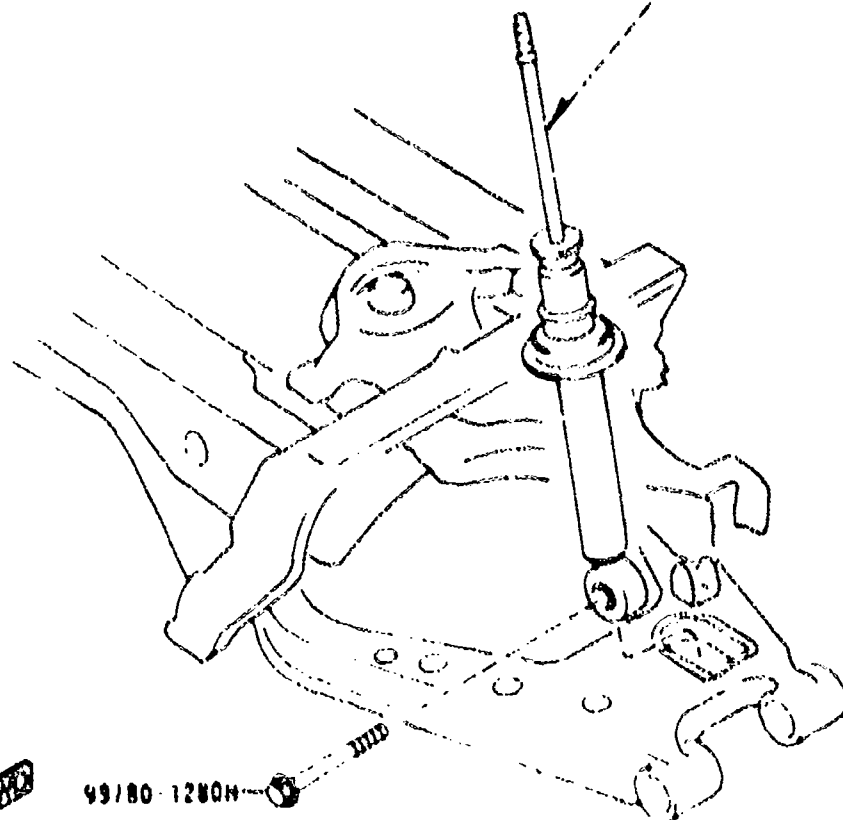


PART NO.	QTY	MODEL/RESTRICTION	MODEL/RESTRICTION	MODEL/RESTRICTION	FROM TO
27-604 G0A0-27-604A	2	BOLT, CARRIER			
27-609 T025-27-609	1	PLATE, BAFFLE-DIFF CASING			
28-890A NA01-28-890	2	RUBBER, SUB FRAME MTG			

2800 REAR SUSPENSION MECHANISMS

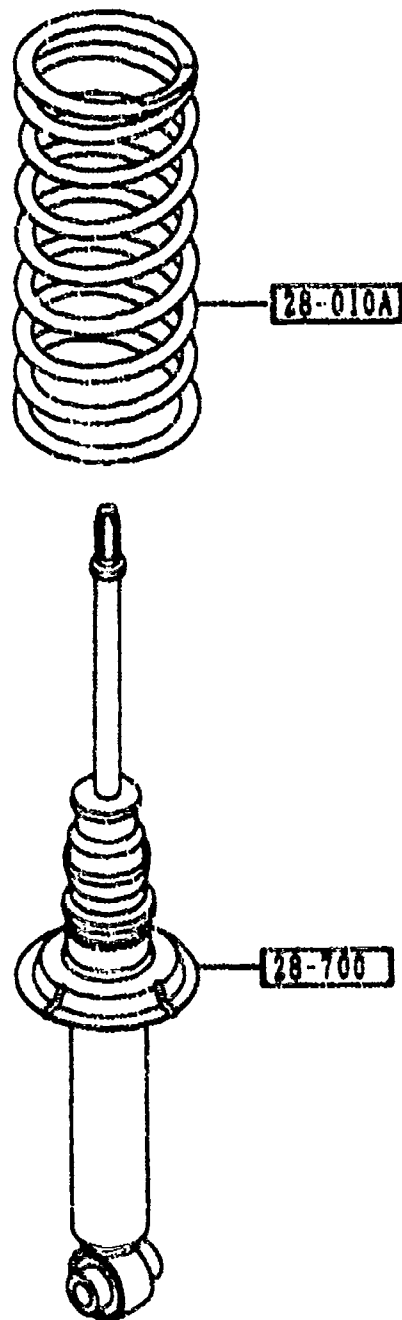


SPRING, COIL-REAR
DAMPER, REAR
(REFER TO SECT. NO. 2601)



PART NO.	QTY	MODEL/RESTRICTION	MODEL/RESTRICTION	MODEL/RESTRICTION	FROM-TO
28-013A G030-28-013A	2	SHEET, RUBBER			
28-111B NA01-28-111	2	STOPPER, BUMP (MT) (EXC. BILSTEIN DAMP.) (AT)			
NO21-34-111	2	(MT) (BILSTEIN DAMP ,)			
28-333A HU01-28-333	4	NUT, FLANGE			
28-380 NA01-28-380E	2	RUBBER, MOUNTING			

2801 REAR SPRING & DAMPER



2801 -1 N REAR SPRING & DAMPER

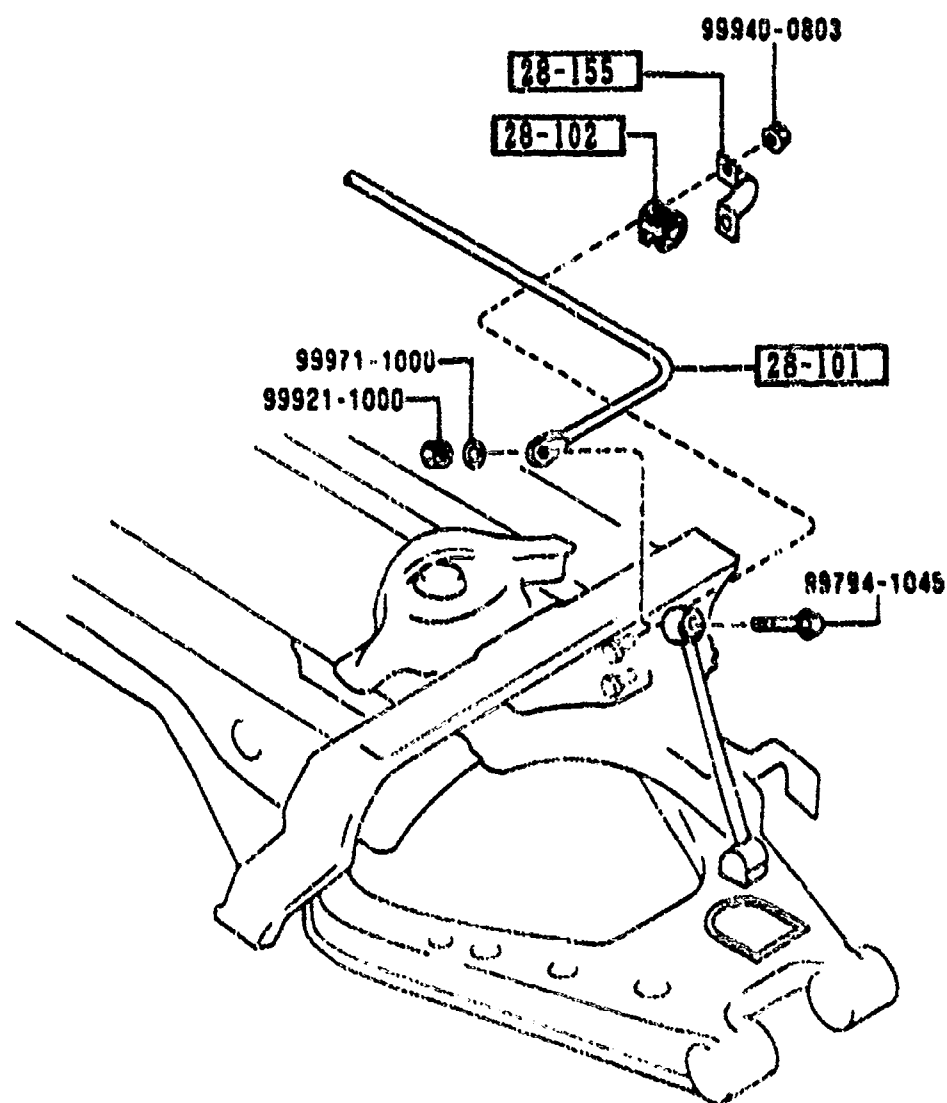
PART NO.	QTY	MODEL/RESTRICTION	MODEL/RESTRICTION	MODEL/RESTRICTION	FROM-TO
28-010A		SPRING, COIL-REAR			
NA01-28-011C	2	((MT))<(EXC. BILSTEIN DAMP.))			
NA03-28-011A	2	(AT)			
NO21-28-011	2	((MT))<(BILSTEIN DAMP.))			
28-700		DAMPER, REAR			
NO23-28-700A	2	((MT))<(BILSTEIN DAMP.))			
NO18-28-700	2	(AT)			
A (NO18-28-700A)		((MT))<(EXC. BILSTEIN DAMP.))			
MNO18-28-700A	2	(AT)			
		((MT))<(EXC. BILSTEIN DAMP.))			

-3701

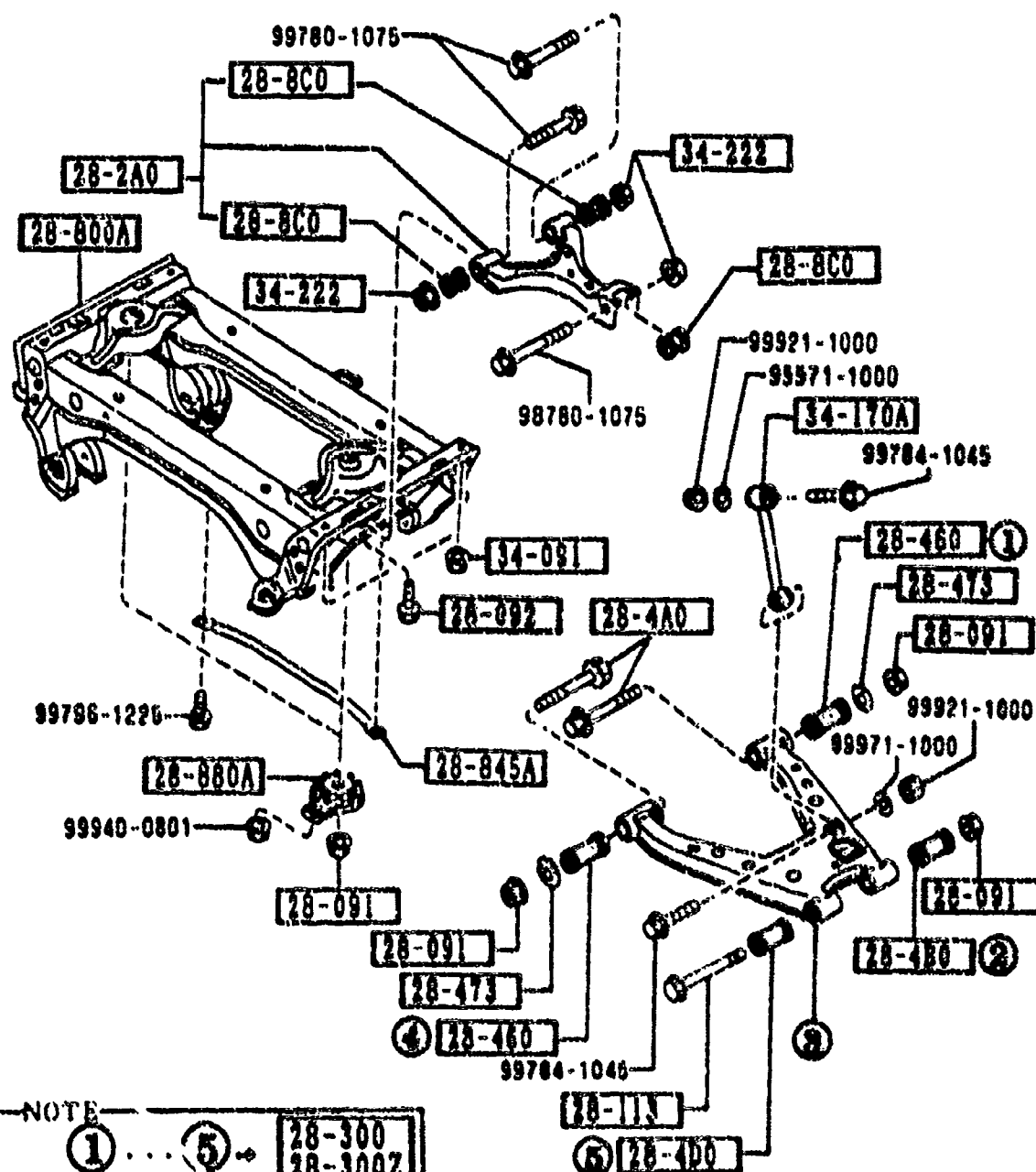
3701-

3701 NA351N-423706

2810 REAR STABILIZER



PART NO.	QTY	MODEL/RESTRICTION	MODEL/RESTRICTION	MODEL/RESTRICTION	FROM-TO
28-101 N023-28-151	1	STABILIZER,RR			
28-102 N023-28-156	2	RUSH,STABILIZER-RR			
28-155 F001-28-155	2	PLATE,STABILIZER-RR			



NOTE

① ... ⑤ → 28-300
28-300Z
THE D CODE OF 11-10-11 CONSISTS OF
FIGURE NUMBERS ① THROUGH ⑤.

PART NO.	QTY	MODEL/RESTRICTION	MODEL/RESTRICTION	MODEL/RESTRICTION	FROM-TO
28-091		NUT			
8037-28-091	8				
28-092		BOLT, CONTROL LINK			
NA01-28-092	2				
28-113		BOLT			
NA01-28-113	2				
28-2A0		ARM, UPPER-REAR			
NA01-28-2A0B	2				
28-300		ARM(R), LOWER-REAR			
NA01-28-300	1				
28-300Z		ARM(L), LOWER-REAR			
NA01-28-350	1				
28-4A0		BOLT, ADJUST			
NA01-28-4A0	4				
28-460		BUSHING, RUBBER-LOWER ARM			
NA01-28-460	2				
28-400		BUSHING, RUBBER-LOWER ARM			
NA01-28-400	2				
28-460		BUSHING, LOWER ARM			
NA01-28-460	4				
28-473		PLATE, CAN-SUB FRAME			
NA01-28-473	4				
28-8C0		BUSHING, RUBBER			
NA01-28-8C0B	6				
28-800A		MEMBER, CROSS			
NA07-28-8000	1				
NA75-28-800	1				

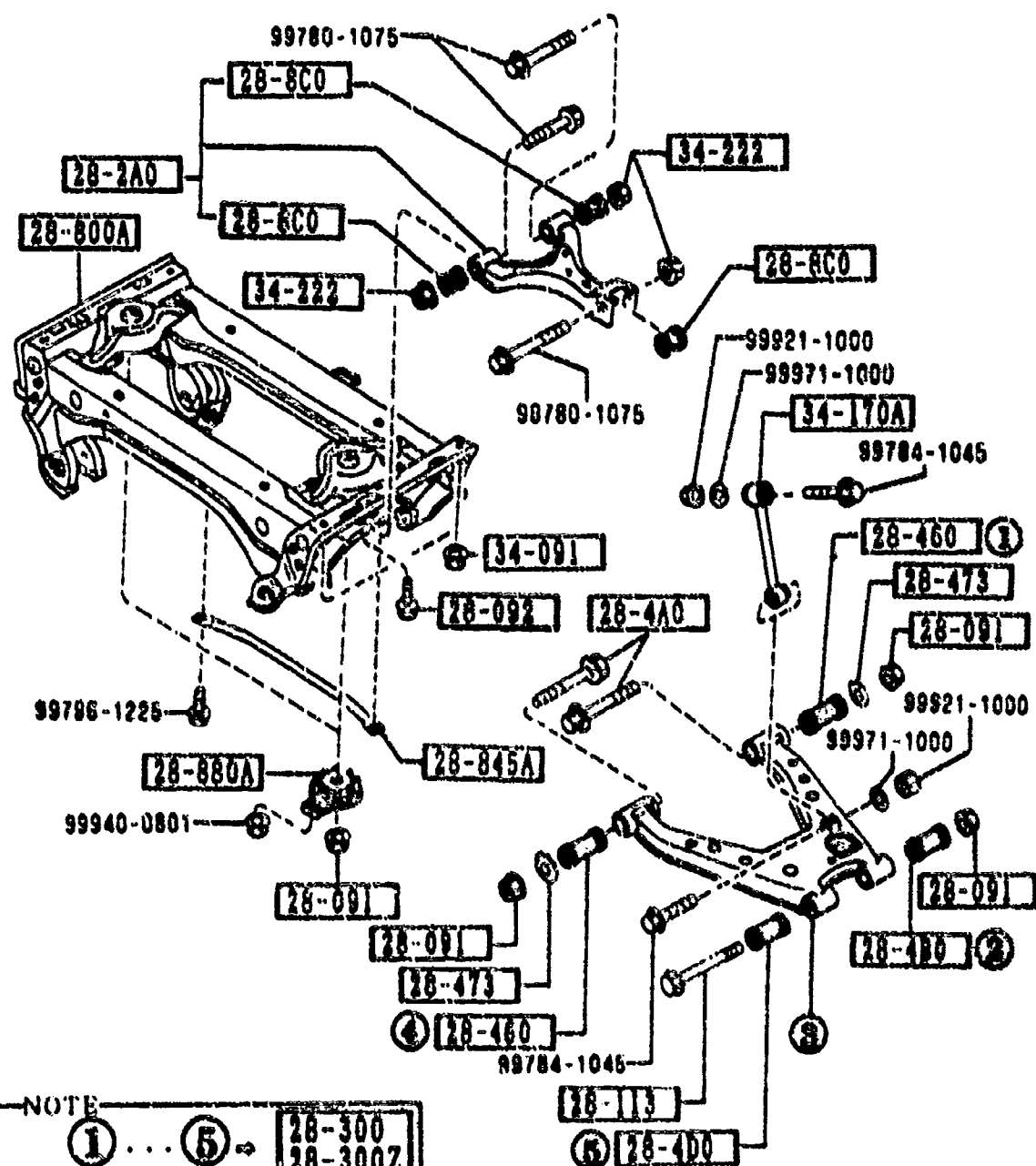
3517 NA351M-420915

-3517

3517-

2830 REAR LOWER ARMS & SUB FRAME

2830 -2 M REAR LOWER ARMS & SUB FRAME



NOTE

① ... ⑤

TYPE D CATCH UP

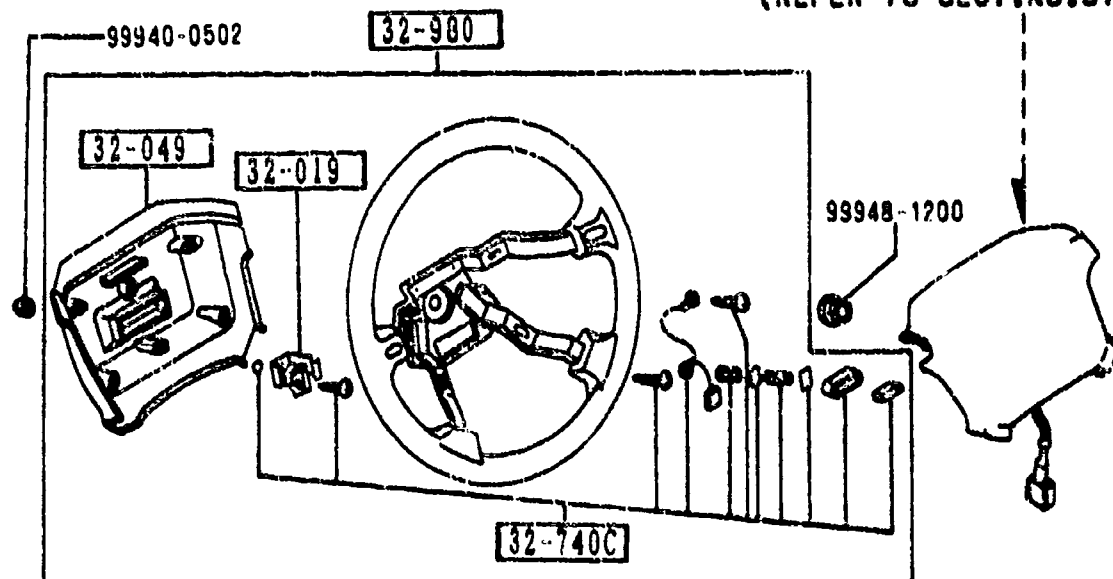
28-300
28-300Z

CONSISTS OF

PICTURE NUMBERS ① THROUGH ⑤

PART NO.	QTY	MODEL/RESTRICTION	MODEL/RESTRICTION	MODEL/RESTRICTION	FROM-TO
28-845A N007-28-845A	1	BAR, REAR SUSPENSION			
28-880A NAG1-28-880B	2	WASHER, STOP			
34-091 F801-34-091	6	NUT			
34-170A NA01-34-170	2	LINK, CONTROL-STAB			
34-222 8871-34-222	6	NUT			

MODULE, AIR BAG
(REFER TO SECT. NO. 5795)



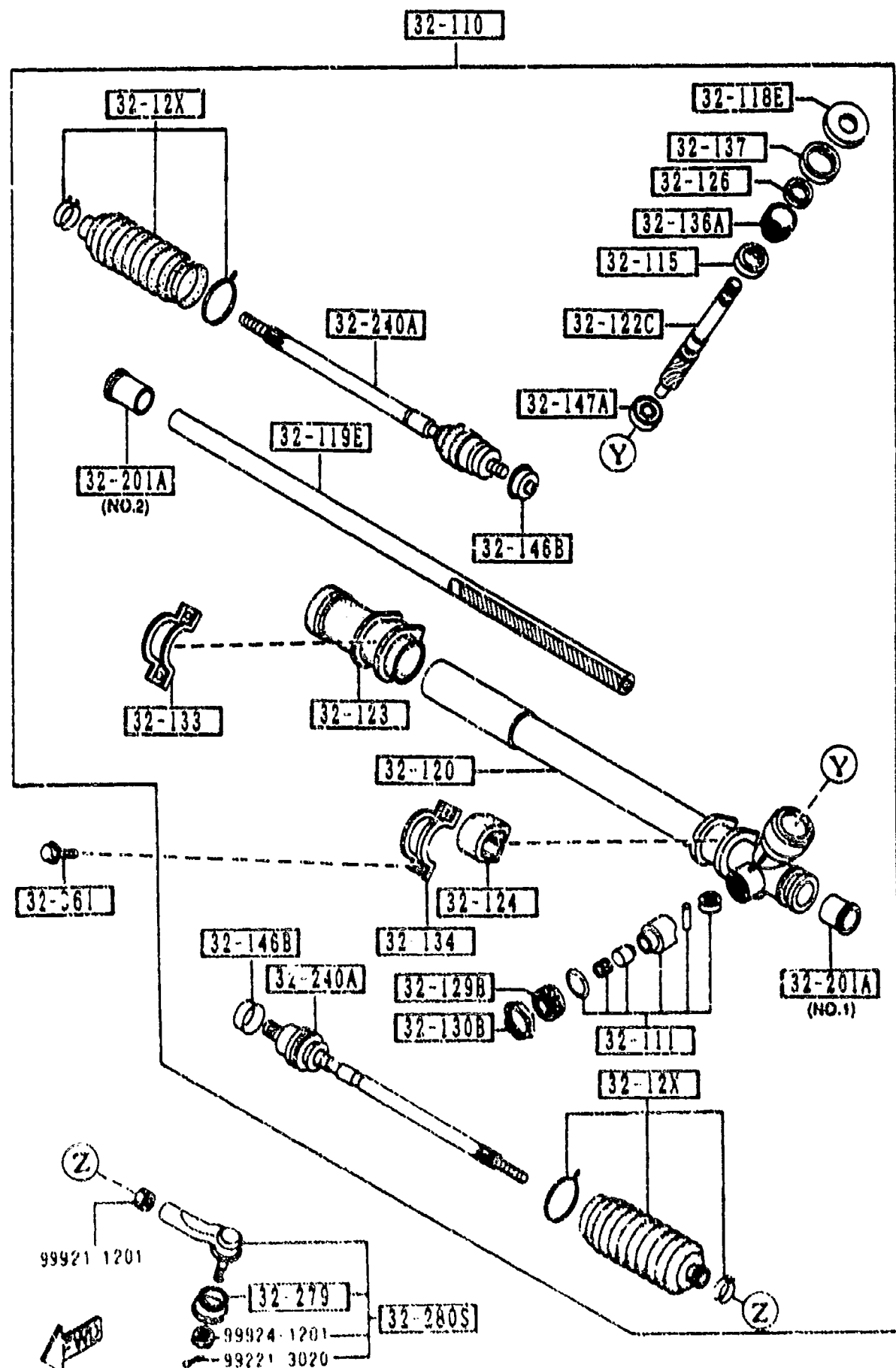
PART NO.	QTY	MODEL/RESTRICTION	MODEL/RESTRICTION	MODEL/RESTRICTION	FROM-TO
32-019 NA01-32-019	1	BRACKET, COUPLER			
32-049 NA01-32-049	1	COVER, WHEEL CORE			
32-740C NA01-32-750	1	PARTS SET, ST. WHEEL			
32-980 NA01-32-980C	1	ROSS, STEERING WHEEL			
NA02-32-980C	1	BASE, (URETHANE WHEEL)			
	1	PKG-A, RICO-20TH-ANV (LEATHER WHEEL)			



CAT. AUMAD3-04

1944-10

1-K12




AUNA03

PART NO.	QTY	MODEL/RESIRICTION	MODEL/RESTRICTION	MODEL/RESTRICTION	FROM-TO
32-134		PLATE, CLAMP			
NA01-32-134	1				
32-136A		COVER, REAR			
G030-32-136	1				
32-137		NUT, LOCK			
S030-32-137	1				
32-146B		WASHER			
HA14-32-146	2				
32-147A		BEARING, PINION			
G030-32-147	1				
32-201A		BUSHING, RACK-ST. GEAR			
HE01-32-201	1	(ILLUST. NO.1)			
HE09-32-201	1	(ILLUST. NO.2)			
32-240A		JOINT, BALL			
NA01-32-240	2				
32-279		SEAL, DUST-BALL JOINT			
B455-32-279	2				
32-280S		JOINT SET, BALL			
BAN1-32-280	2	(EXC. BILSTEIN DAMP.)			
BAN2-32-280	2	(BILSTEIN DAMP.)			
32-961		BOLT			
G030-32-961	4				

CAT. AUNA03-04

1994-10

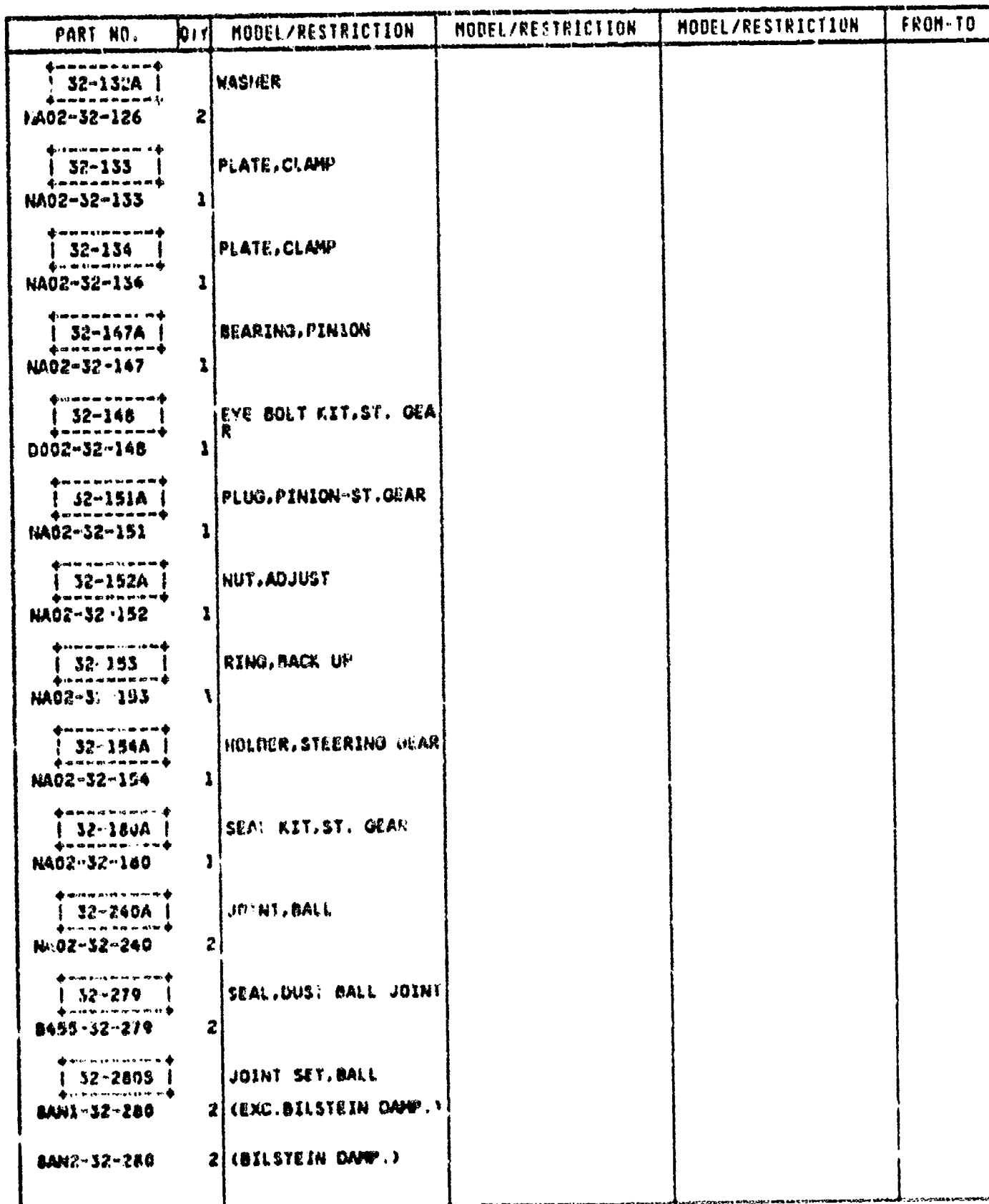
3220 A-1 STEERING GEAR
(W/ POWER STEERING)



1494-10

1-N12

3220 A-2 STEERING GEAR
(W/ POWER STEERING)

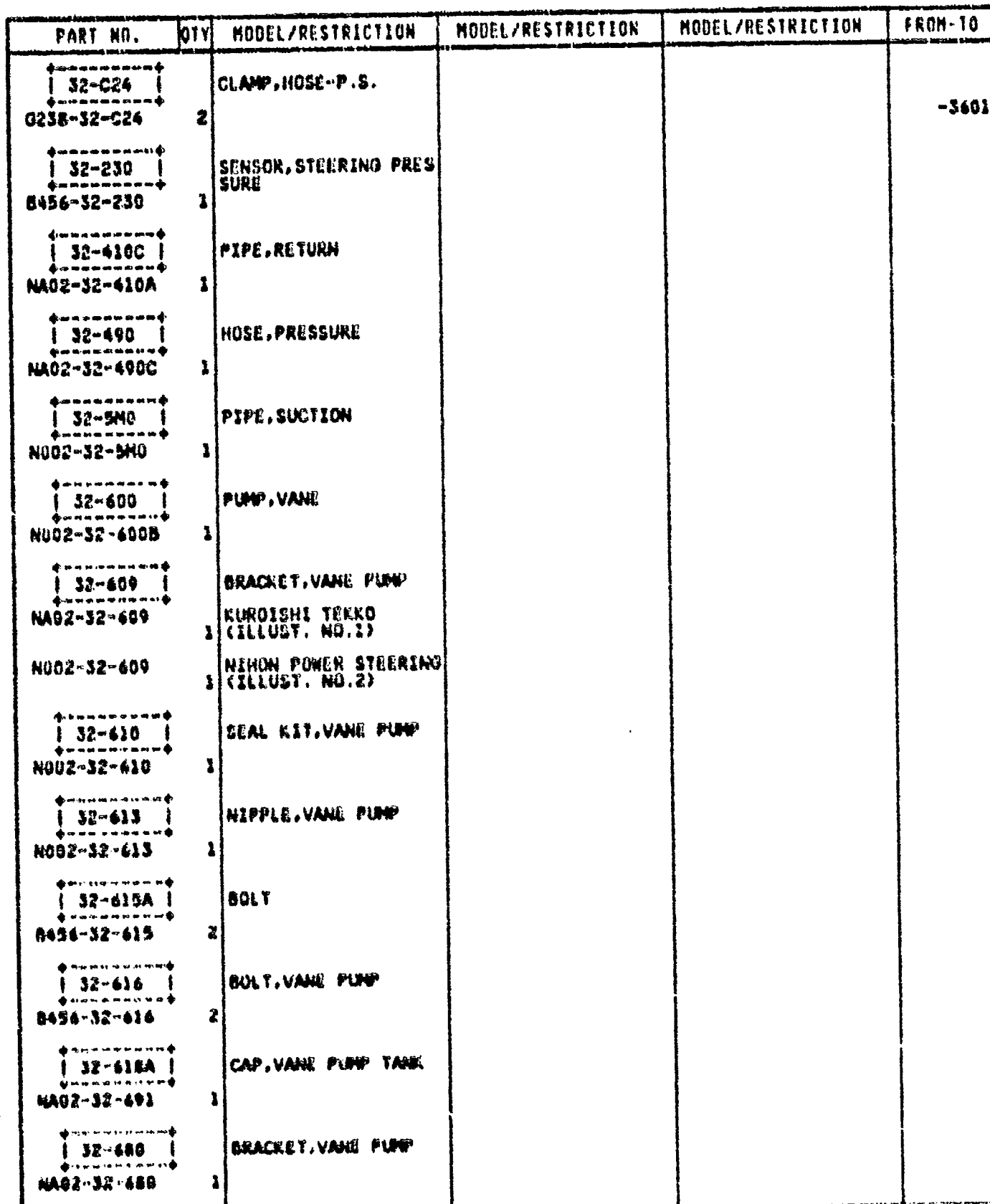


1004-10

[illegible]

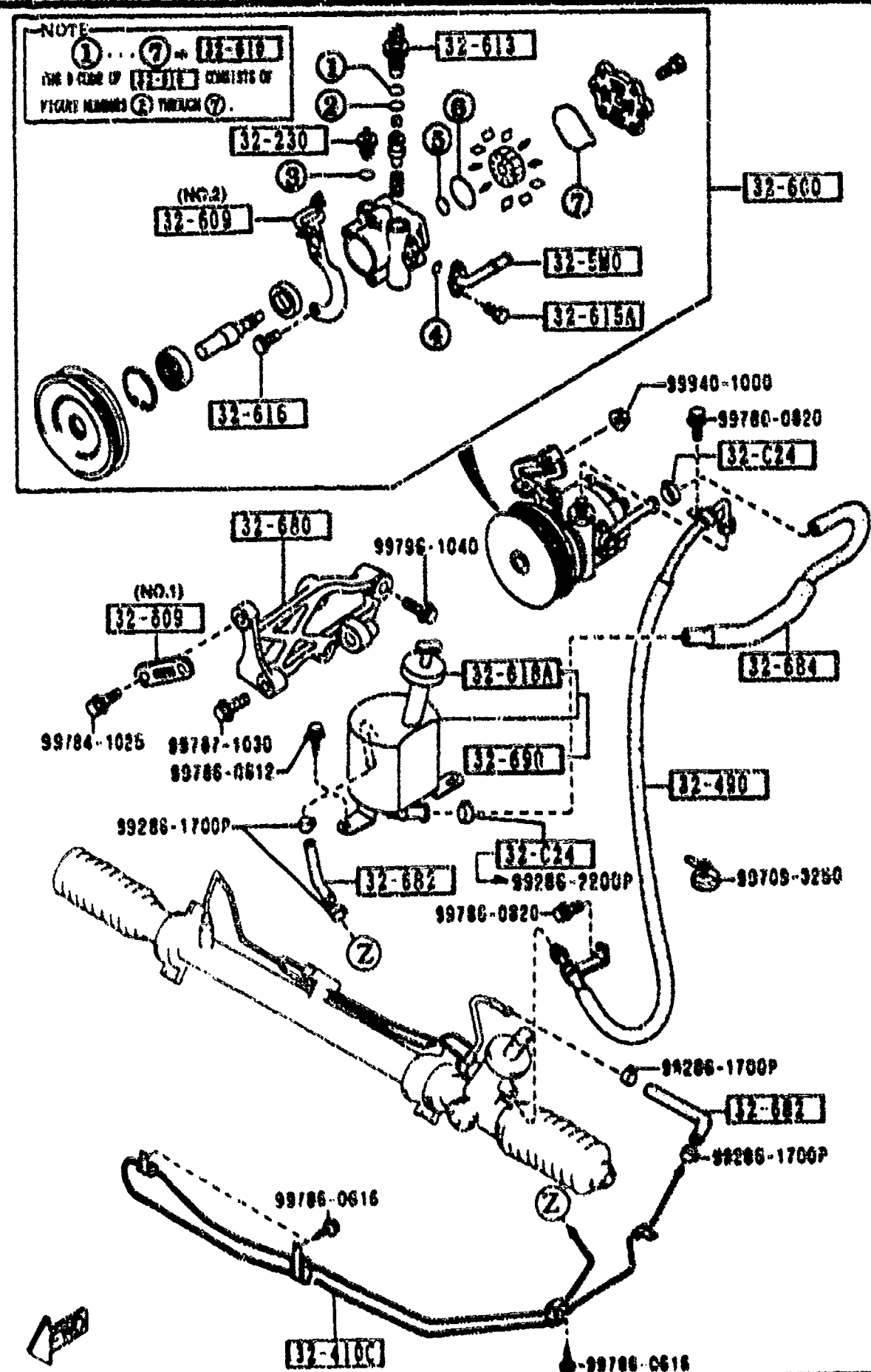
PART NO.	QTY	MODEL/RESTRICTION	MODEL/RESTRICTION	MODEL/RESTRICTION	FROM-TO
32-380A NA02-32-380	1	VALVE, ST. GEAR			
32-452 NA02-32-452	1	PIPE 'B', ST. GEAR			
32-481B NA02-32-481	1	PIPE 'A', CYLINDER			
32-482C NA02-32-482	1	PIPE 'B', CYLINDER			
32-961 0030-32-961	4	BOLT			

3240 -1 POWER STEERING SYSTEM



3601 MA3510-422220

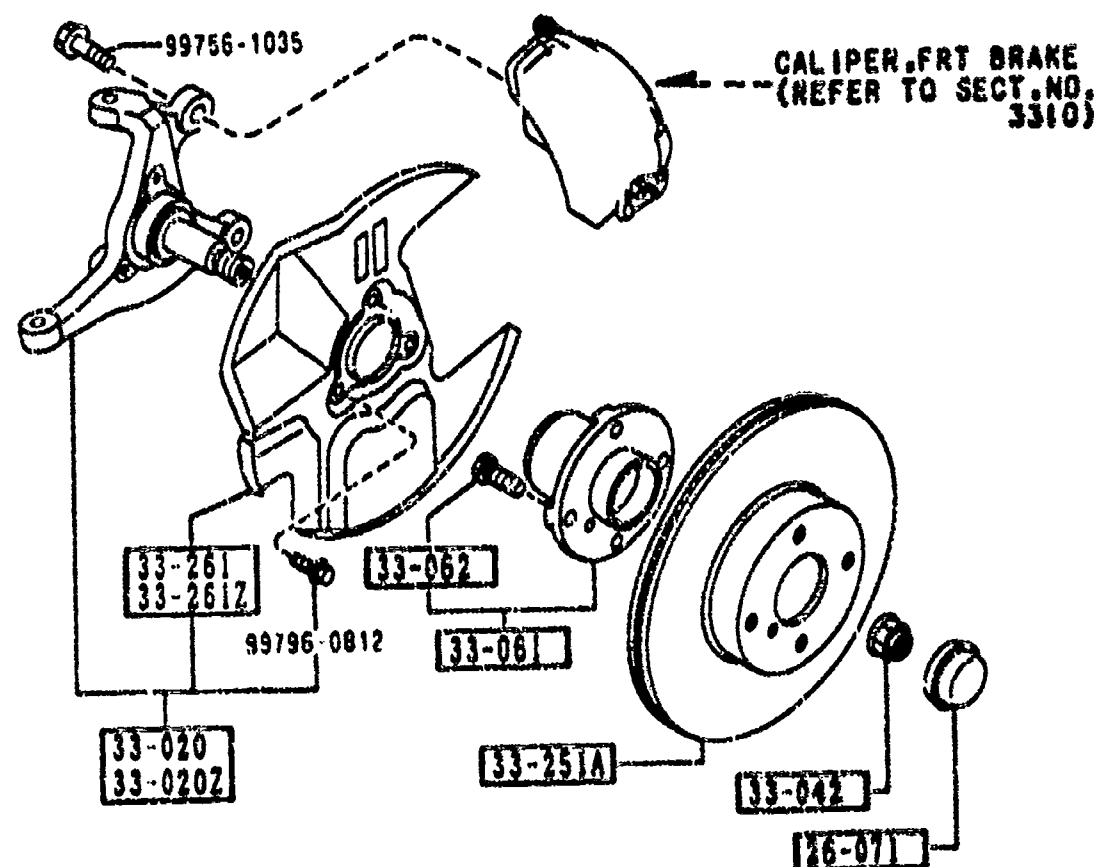
3240 POWER STEERING SYSTEM



3240 -2 H POWER STEERING SYSTEM

PART NO.	QTY	MODEL/RESTRICTION	MODEL/RESTRICTION	MODEL/RESTRICTION	FROM-10
32-682		HOSE, RETURN			
NA02-32-682	2				
32-684		HOSE, RETURN			
NA02-32-684	1				
32-690		TANK, VANE PUMP			
NA02-32-690A	1				

3300 FRONT AXLE
(W/O ANTI LOCK BRAKE SYSTEM)



3300 -3 N FRONT AXLE
(W/O ANTI LOCK BRAKE SYSTEM)

PART NO.	QTY	MODEL/RESTRICTION	MODEL/RESTRICTION	MODEL/RESTRICTION	FROM-TO
26-071 B455-26-071	2	CAP, HUB			
33-020 NA01-33-020A	1	KNUCKLE(R), STEERING			
33-0202 NA01-33-030A	1	KNUCKLE(L), STEERING			
33-042 NA01-33-042B	2	NUT W/WASHER			
33-061 NA01-33-06X	2	HUB, WHEEL			
33-062 B455-33-062	8	BOLT, HUB			
33-251A NA01-33-25X A (NA01-33-25XA)	2	PLATE, DISC			
33-261 NA01-33-261	1	COVER(R), DUST			
33-2612 NA01-33-271	1	COVER(L), DUST			

-2A26

2A26-

2A26 NA551N-401054



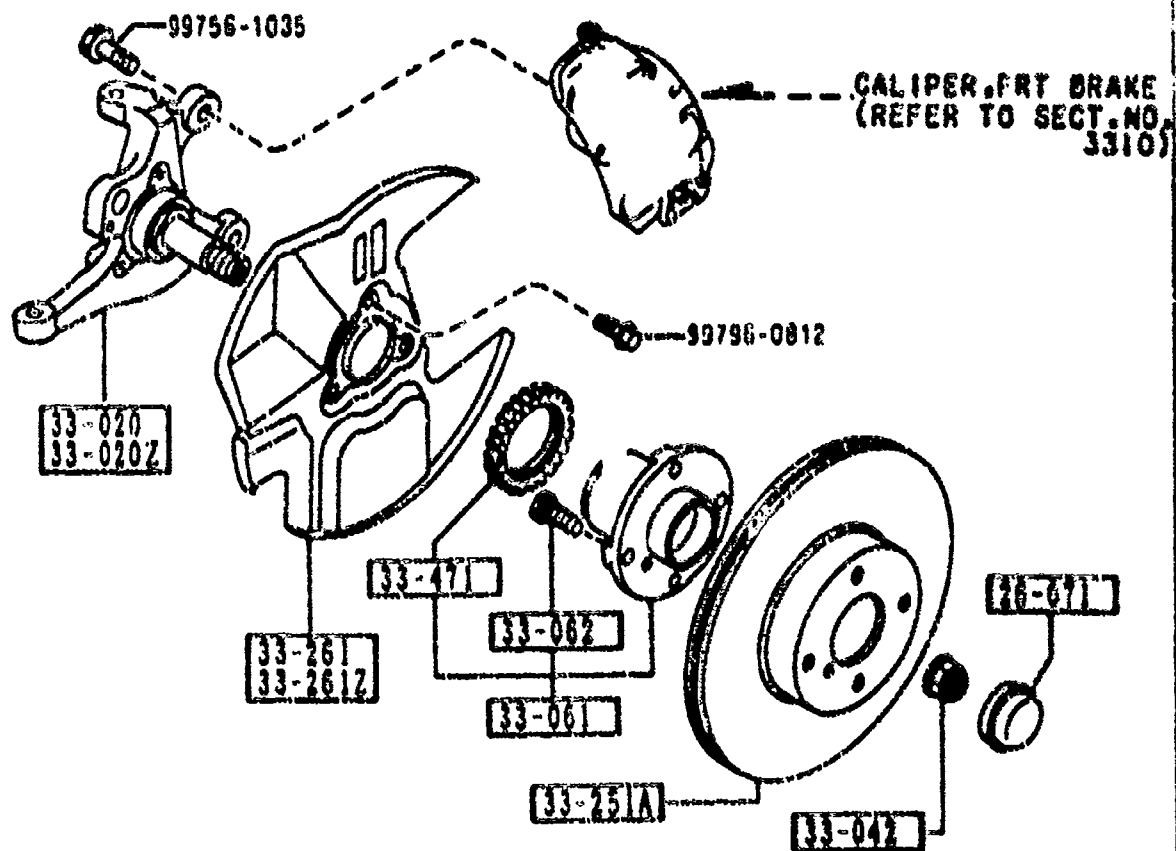
ALMA03

CAT. ALMA03-04

1994-10

3300 A FRONT AXLE
(ANTI LOCK BRAKE SYSTEM)

3300 A-1 N FRONT AXLE
(ANTI LOCK BRAKE SYSTEM)



PART NO.	QTY	MODEL/RESTRICTION	MODEL/RESTRICTION	MODEL/RESTRICTION	FROM-TO
26-071	2	CAP, HUB			
B455-26-071					
33-020	1	KNUCKLE(R), STEERING			
NA23-33-021A					
33-020Z	1	KNUCKLE(L), STEERING			
NA23-33-031A					
33-042	2	NUT			
NA01-33-042B		N/WASHER			
33-061	2	HUB, WHEEL			
NA23-33-04XA					
33-062	8	BOLT, HUB			
B455-33-062					
33-251A	2	PLATE, DISC			
NA01-33-25X A (NA01-33-25XA)					
NA01-33-25XA					
33-261	1	COVER(R), DUST			
NA23-33-261					
33-261Z	1	COVER(L), DUST			
NA23-33-271					
33-471	2	ROTOR, SENSOR-FRT A.B. .S.			
NA23-33-471B					

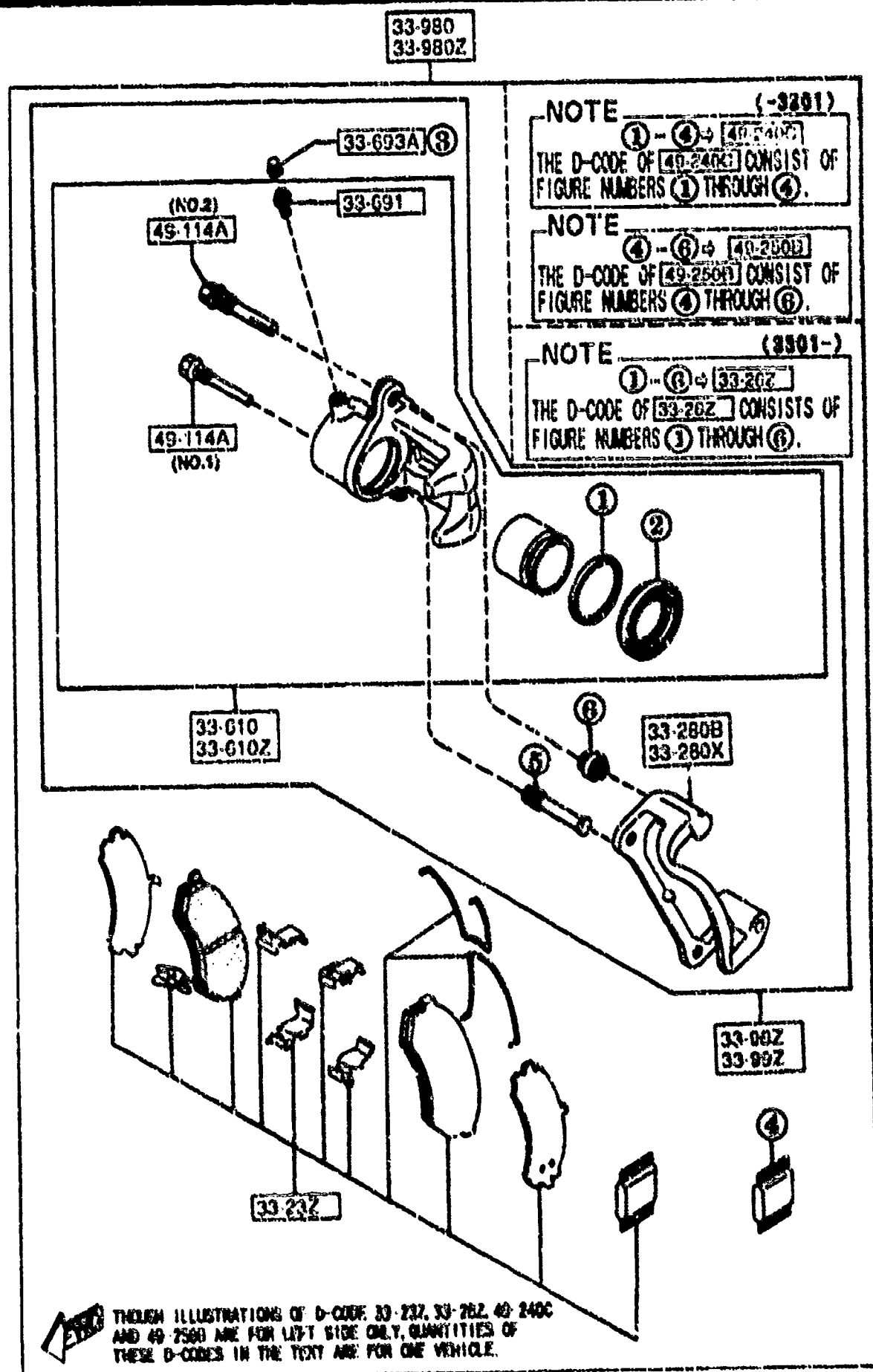
2A26 NAS914-401954

ALMA-03

CAT. ABB03-04

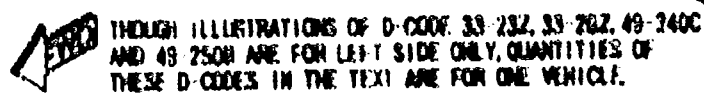
1974-20

1-H13



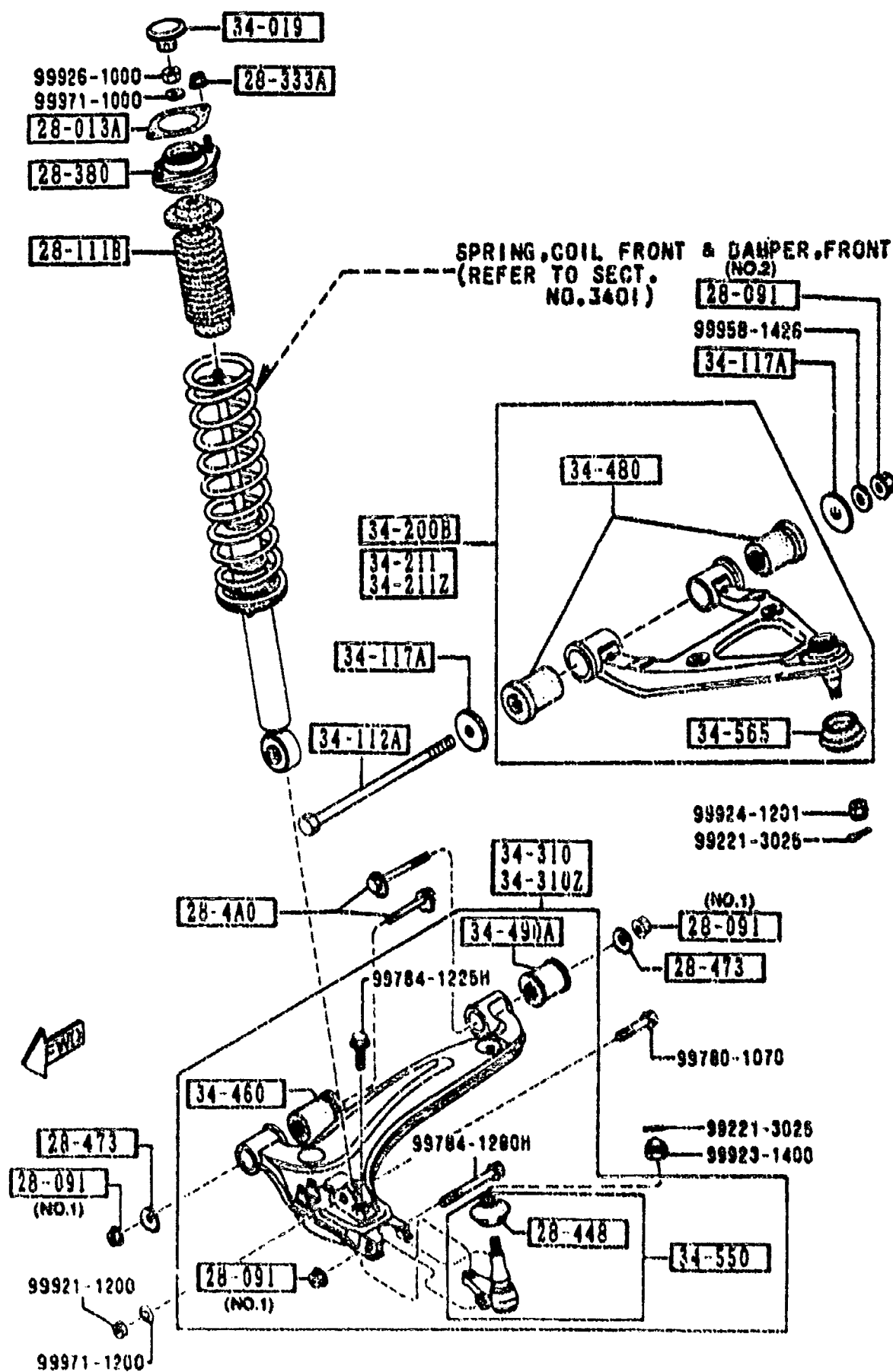
PART NO.	QTY	MODEL/RESTRICTION	MODEL/RESTRICTION	MODEL/RESTRICTION	FROM-TO
33-25Z		PAD SET, FRT CALIPER			
NOY1-33-25Z	1				
33-26Z		SEAL & BOOT SET, CAL. -FRT			
NAY1-33-26Z	1				
33-280B		SUPPORT(R), MOUNTING			
NA01-33-281	1				
33-280X		SUPPORT(L), MOUNTING			
NA01-33-291	1				
33-610		BODY & PISTON(R), CALIPER			
NA01-33-61X	1				
33-610Z		BODY & PISTON(L), CALIPER			
NA01-33-71X	1				
33-691		SCREW, BLEEDER			
8001-33-691	2				
33-693A		CAP, BLEEDER SCREW			
0259-33-693	2				
33-98Z		CALIPER(R), PADLESS-FR			
NA10-33-98Z	1				
33-98B		CALIPER(R), FRT BRAKE			
N001-33-980	1				
33-980Z		CALIPER(L), FRT BRAKE			
N001-33-990	1				
33-99Z		CALIPER(L), PADLESS-FR			
NA10-33-99Z	1				
49-114A		PIN, SLIDER			
8173-49-114	2 (ILLUST. NO.1)				
8259-49-114	2 (ILLUST. NO.2)				

3301 NA351W-414214



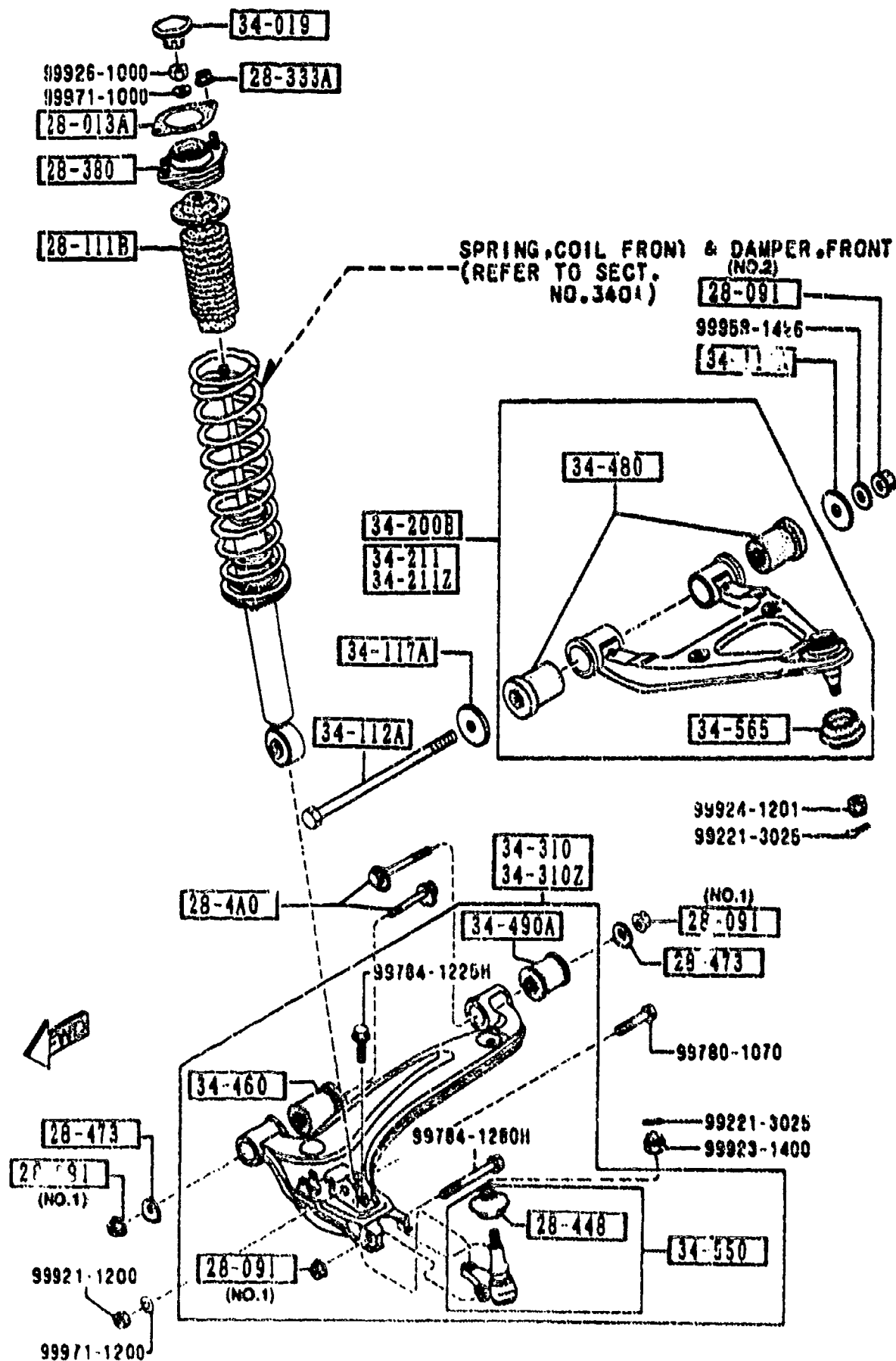
3301 NAJ514-416214

3400 FRONT SUSPENSION MECHANISMS



PART NO.	QTY	MODEL/RESTRICTION	MODEL/RESTRICTION	MODEL/RESTRICTION	FROM-TO
28-013A		SHEET, RUBBER			
G030-28-013A	2				
28-091		NUT			
B037-28-091	6	(ILLUST. NO. 1)			
F801-28-091A	2	(ILLUST. NO. 2)			
28-111B		STOPPER, BUMP			
NA01-28-111	2	(W/O A. LOCK BRAKE) (A. LOCK BRAKE) (EXC BILSTEIN DAMP.)			
N021-34-111	2	((A. LOCK BRAKE) (BIL STEIN DAMP.)			
28-333A		NUT, FLANGE			
H001-28-333	4				
28-380		RUBBER, MOUNTING			
NA01-28-380B	2				
28-4A0		BOLT, ADJUST			
NA01-28-4A0	4				
28-448		SEAL, DUST-BALL JOINT			
H266-28-448	2				
28-473		PLATE, CAM-SUB FRAME			
NA01-28-473	4				
34-019		CAP, DAMPER			
NA01-34-019	2				
34-112A		BOLT			
NA01-34-112	2				
34-117A		WASHER			
NA01-34-117A	4				
34-200B		ARM, UPPER-FRT			
NA01-34-200A	2	(W/O A. LOCK BRAKE)			

3400 FRONT SUSPENSION MECHANISMS

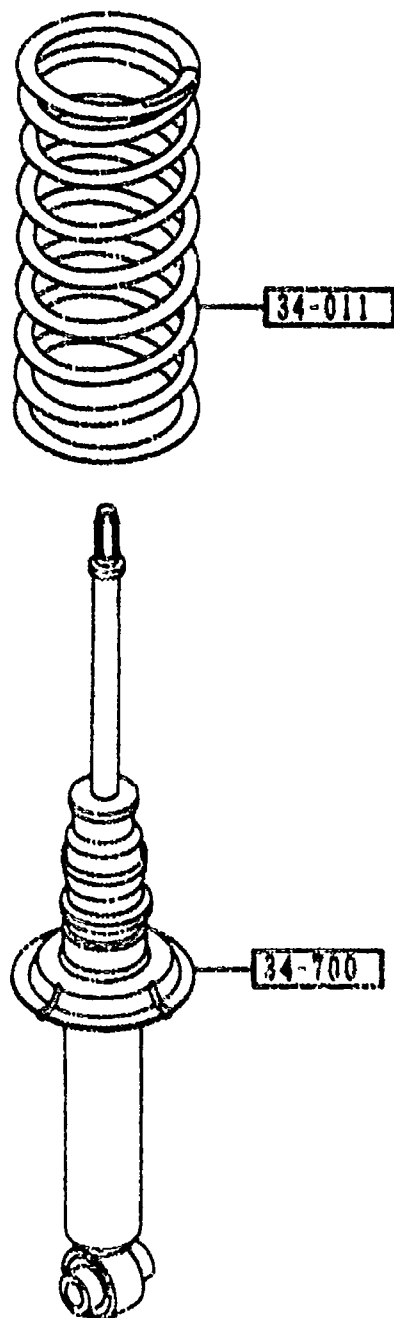


PART NO.	QTY	MODEL/RESTRICTION	MODEL/RESTRICTION	MODEL/RESTRICTION	FROM-TO
34-211	1	ARM(R), UPPER			
NA23-34-200	1	(A. LOCK BRAKE)			
34-211Z	1	ARM(L), UPPER			
NA23-34-250	1	(A. LOCK BRAKE)			
34-310	1	ARM(R), LOWER			--3301
NA01-34-300A AN(NA75-34-300)	1				3301-
NA75-34-300	1				
34-310Z	1	ARM(L), LOWER			--3301
NA01-34-350A AN(NA75-34-350)	1				3301-
NA75-34-350	1				
34-460	2	BUSH, RUBBER--LWR ARM			
NA01-34-460A	2				
34-480	4	BUSHING, RUBBER--LOWER ARM			
NA01-34-480A	4				
34-490A	2	BUSHING, RUBBER			
NA01-34-490	2				
34-550	2	BALL JOINT, LOWER			
NA01-34-550	2				
34-565	2	SEAL, DUST			
NA01-34-548	2				

3301 NA351M-414214

3401 FRONT SPRING & DAMPER

3401 -1 M FRONT SPRING & DAMPER



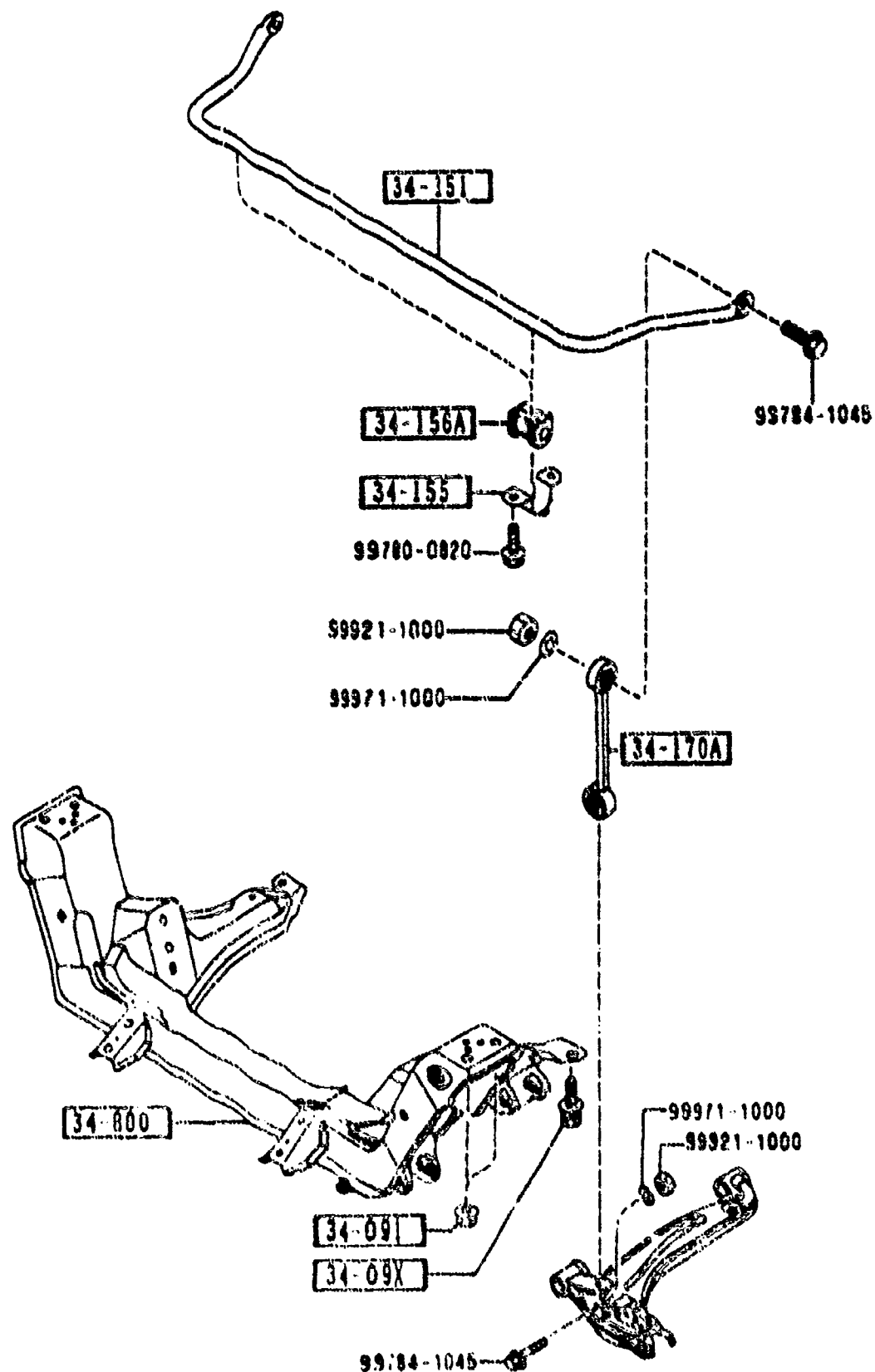
PART NO.	QTY	MODEL/RESTRICTION	MODEL/RESTRICTION	MODEL/RESTRICTION	FROM-TO
34-011		SPRING, COIL-FRONT			
NA01-34-011A	2	(MT)			
NA03-34-011	2	(AT)			
34-700		DAMPER, FRONT			
N023-34-700A	2	((A. LOCK BRAKE)) (BILSTEIN DAMP.)			
NA53-34-700 A (NA53-34-700A)	2	((A. LOCK BRAKE)) (EXC .BILSTEIN DAMP.)			-3701
N018-34-700 A (N018-34-700A)	2	(W/O A. LOCK BRAKE)			-3701
MNA53-34-700A	2	((A. LOCK BRAKE)) (EXC .BILSTEIN DAMP.)			3701-
MN018-34-700A	2	(W/O A. LOCK BRAKE)			3701-
3701 MNA53M-423704					

ALMA03

CAT. ALMA03-04

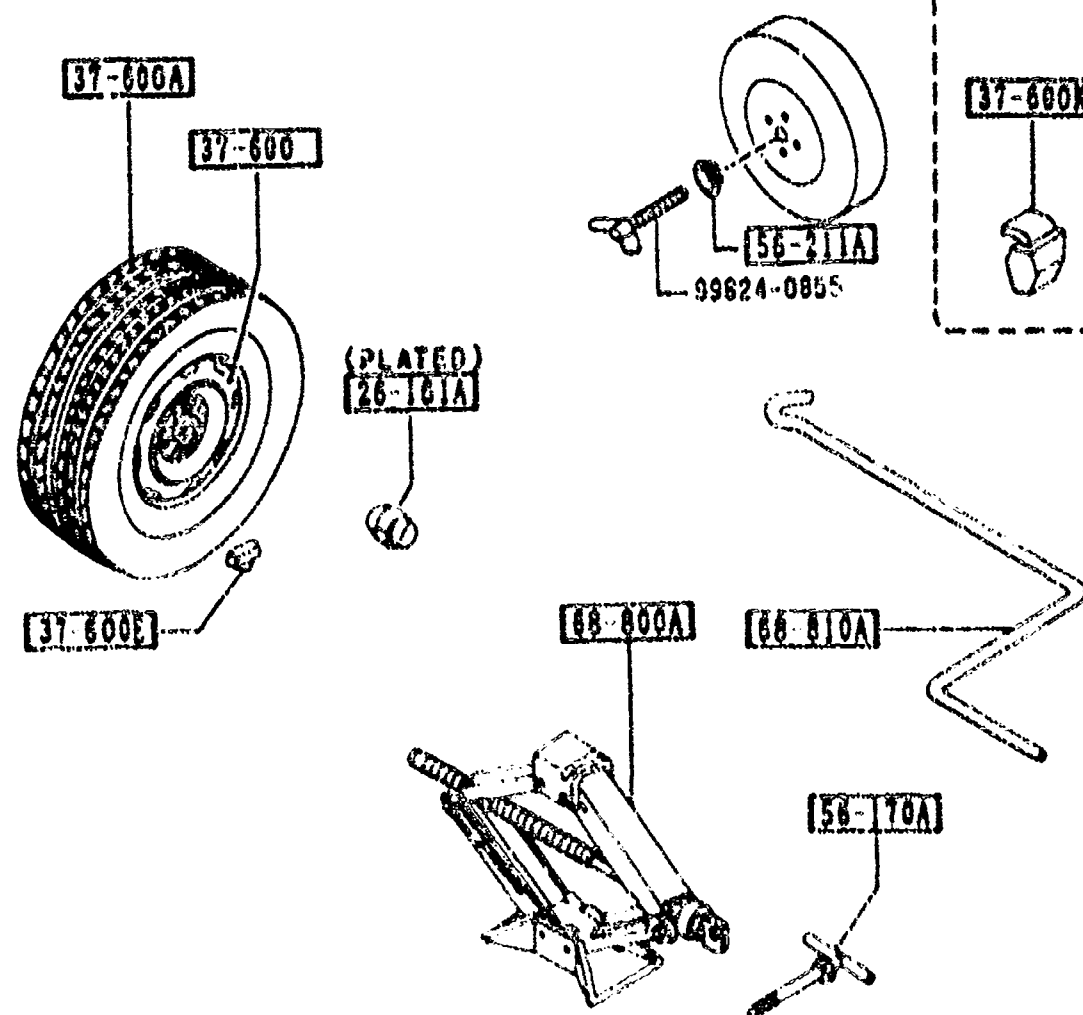
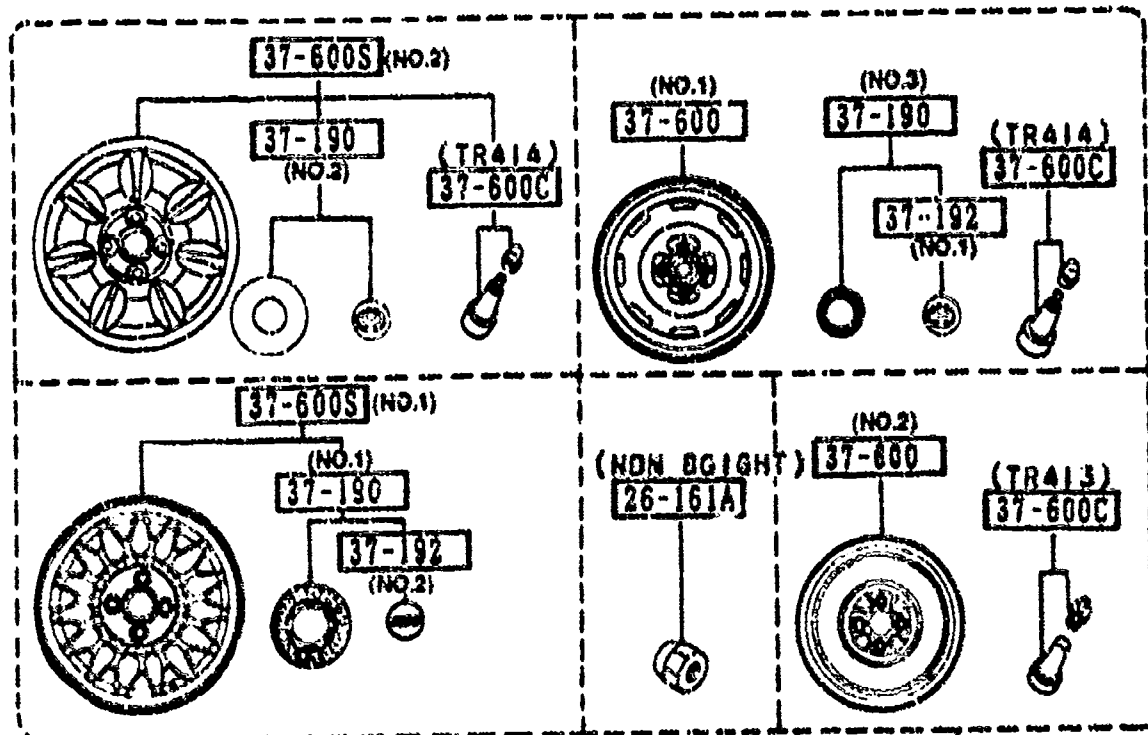
1994-10

1-M13



PART NO.	QTY	MODEL/RESTRICTION	MODEL/RESTRICTION	MODEL/RESTRICTION	FROM-TO
34-09X		BOLT			
NA01-34-09XA	4				
34-091		NUT			
FB01-34-091	4				
34-151		STABILIZER, FRONT			
NA01-34-151A	1				
34-155		PLATE, STABILIZER			
FB01-34-155	2				
34-156A		RUBBER, STAB -FRT			
NA01-34-156A	2				
34-170A		LINK, CONTROL-STAB			
NA01-34-170	2				
34-800		MEMBER, CROSS			
NA01-34-800B	1				

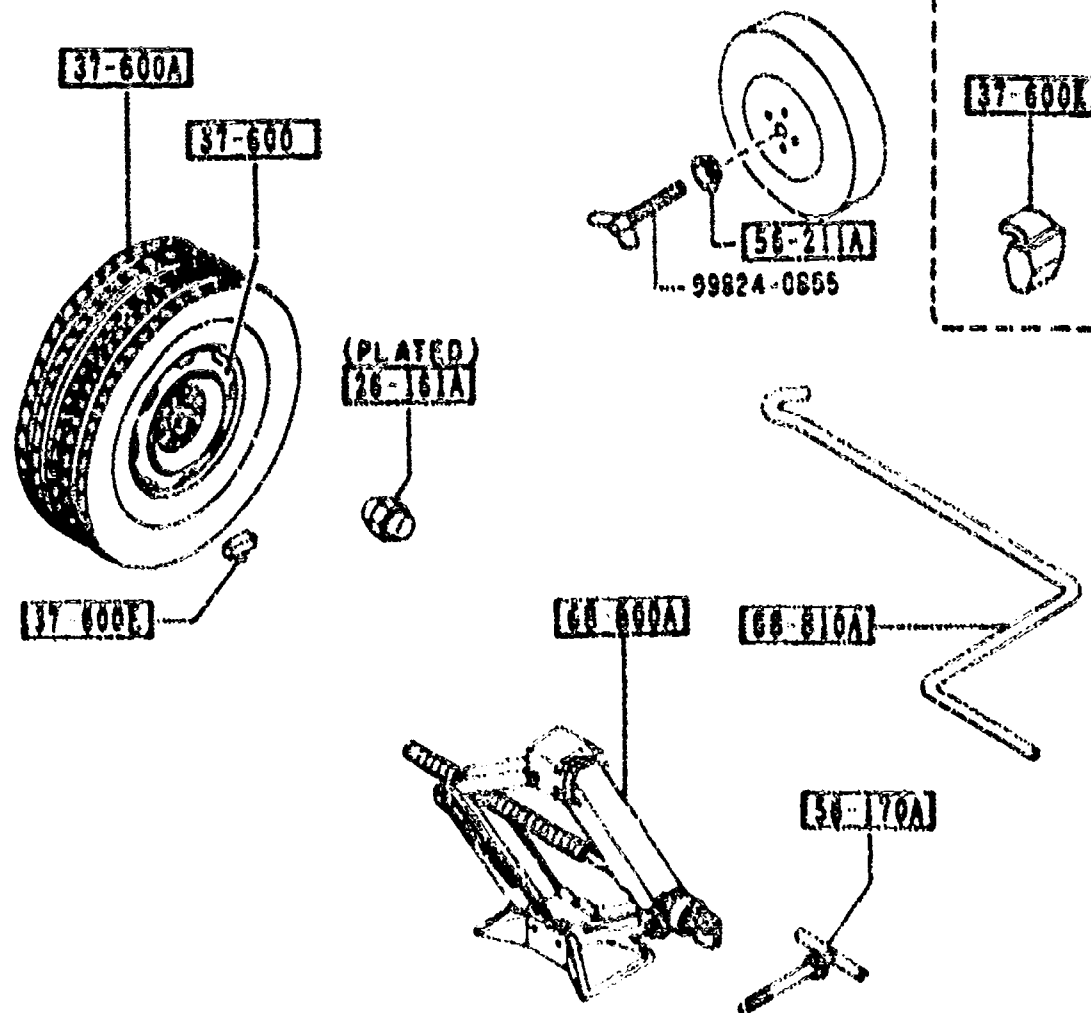
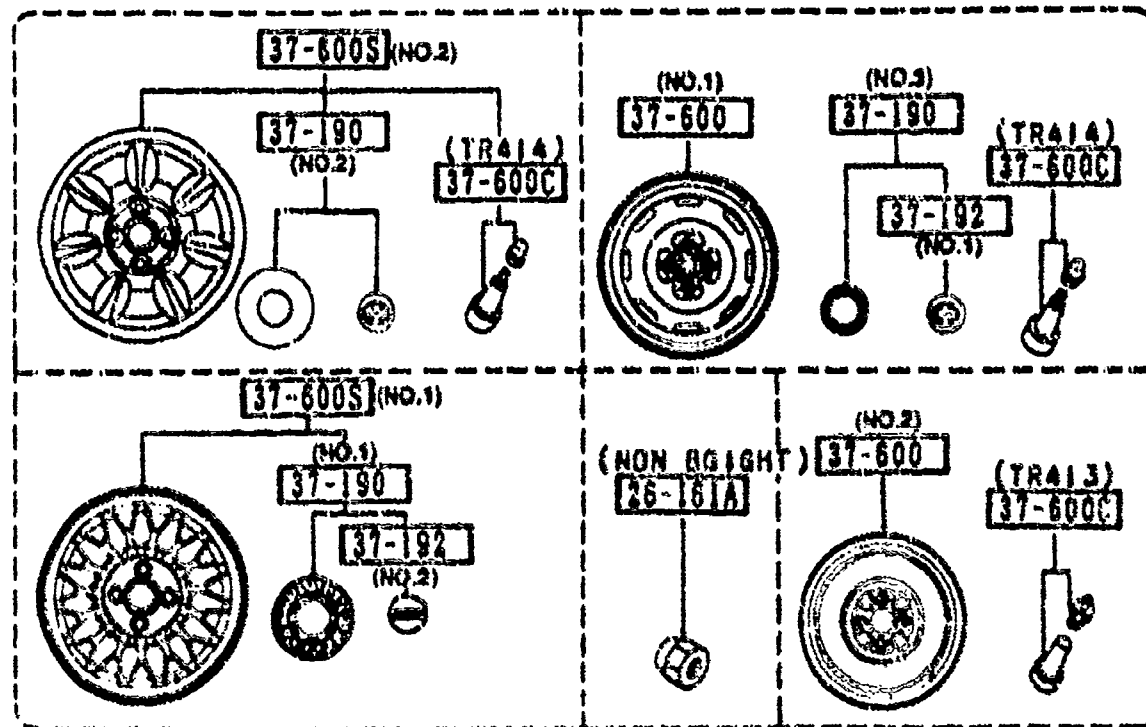
3700 TIRES & JACK



3700 -1 TIRES & JACK

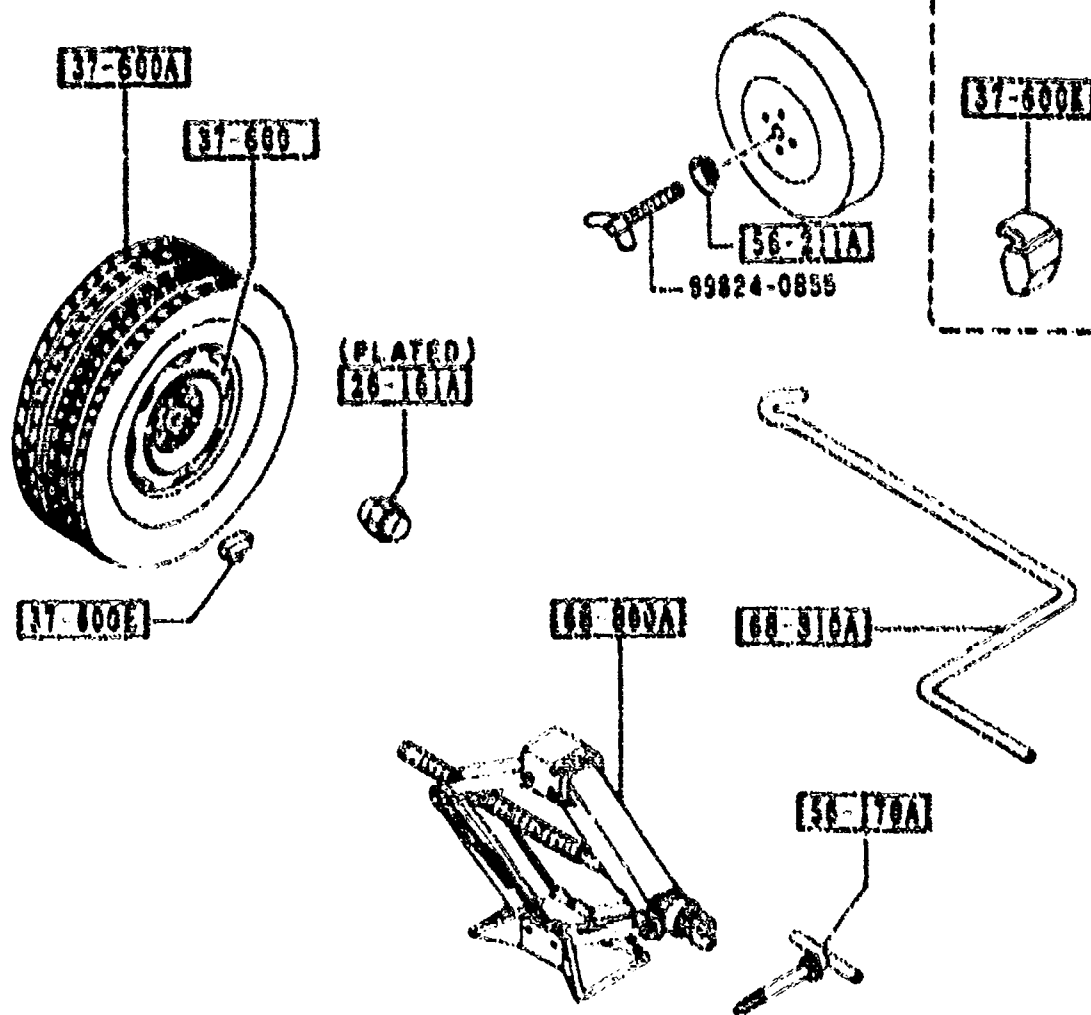
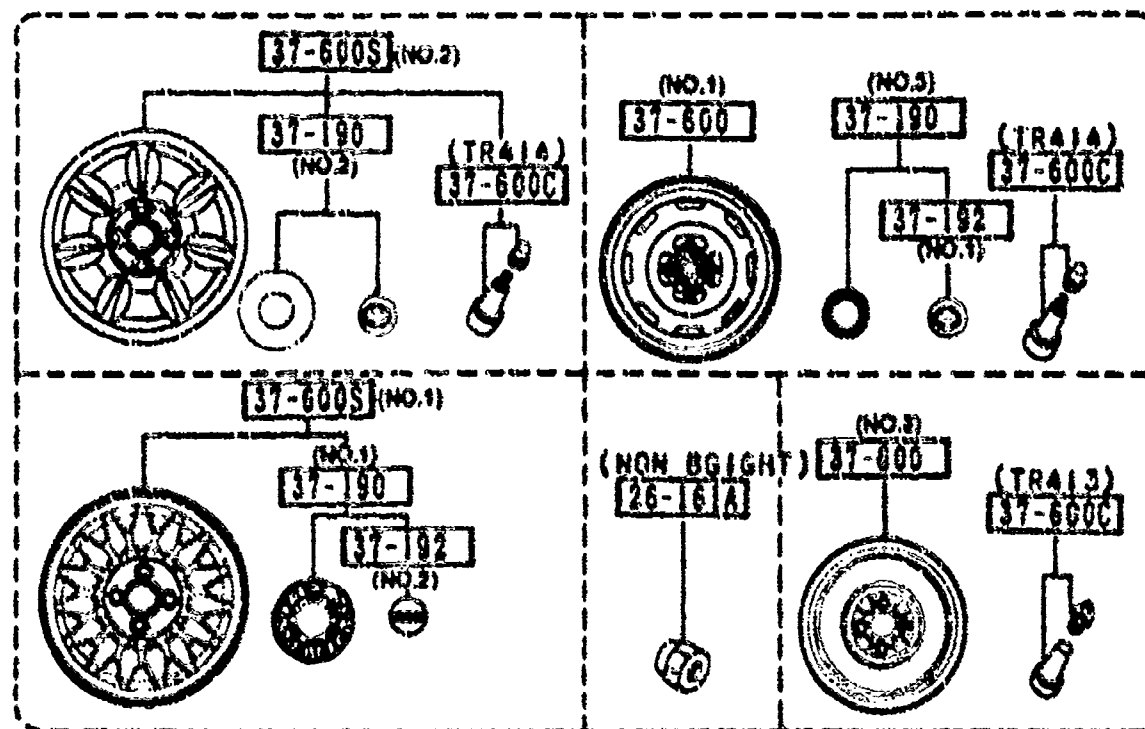
PART NO.	QTY	MODEL/RESTRICTION	MODEL/RESTRICTION	MODEL/RESTRICTION	FROM-10
26-161A		NUT, HUB			
0602-26-161	16	NON BRIGHT			
8002-37-160	16	PLATED			
37-190		CAP, CENTER			
M011-37-190	4	(ILLUST. NO.1)			
NA52-37-190	4	(ILLUST. NO.2)			
NA53-37-190	4	(ILLUST. NO.3)			
37-192		EMBLEM, CAP-WHEEL			
GA7C-37-192	4	(ILLUST. NO.1)			
M011-37-192	4	(ILLUST. NO.2)			
37-600		WHEEL, DISC-STEEL			
99658-95540	4	5.5JX14 P=100/O=45 (ILLUST. NO.1)			
99651-84540	2	4TX14 P=100/O=45 (ILLUST. NO.2)			
37-600A		TIRE			
90620-47614	1	T155/70D14			
90623-06684	4	P185/60R14 DUNLOP			
90624-26684	4	P185/60R14 DS			
90625-56684	4	P185/60R14 YOKOHAMA			
37-600C		VALVE, AIR			
99636-04130	2	TR413			
99636-04140	4	TR414			
37-600E		WEIGHT, DISC WHEEL-ST			
99655-30085	4	50			
99655-30010	4	100			
99655-30015	4	150			

3700 TIRES & JACK

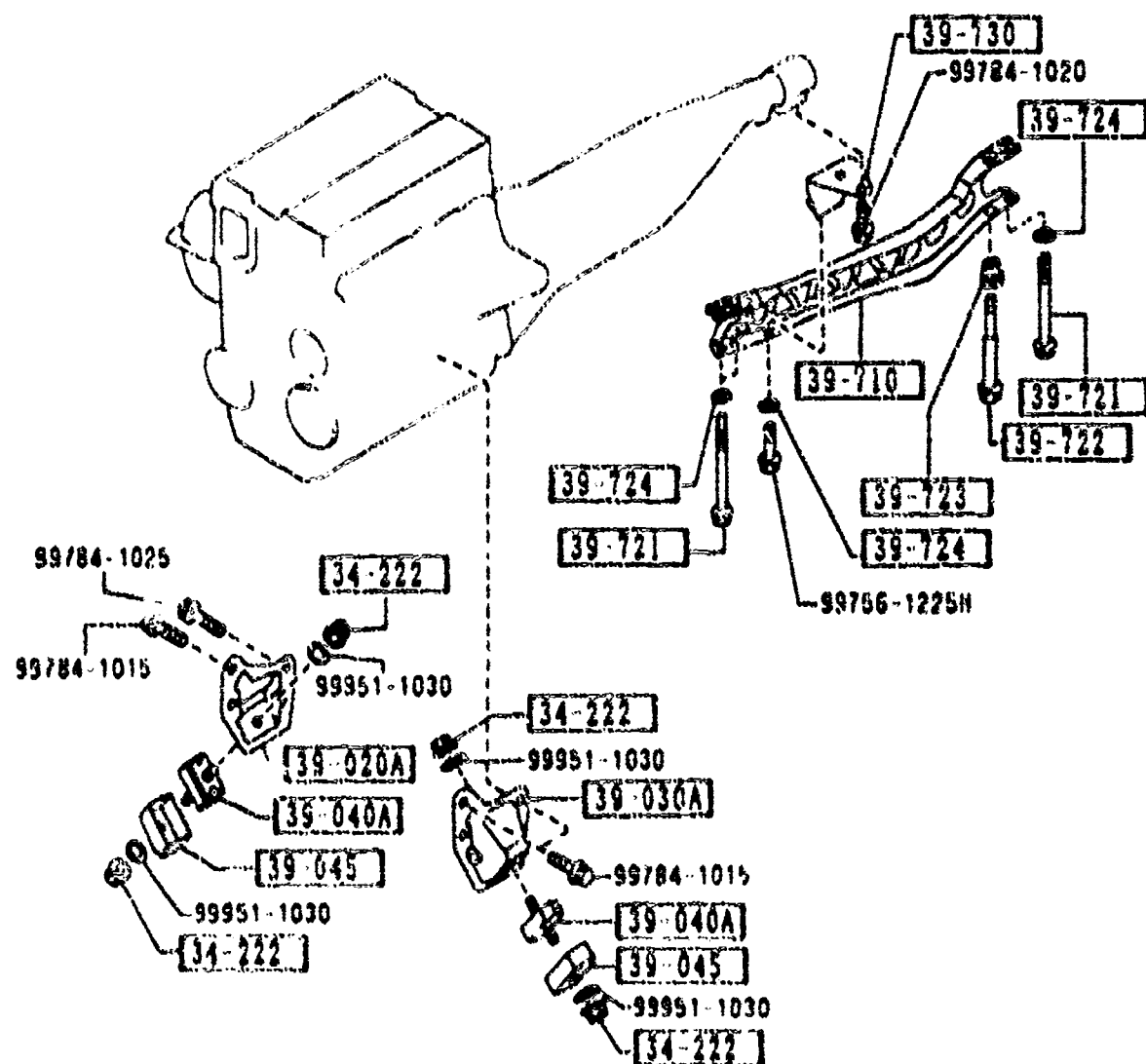


PART NO.	QTY	MODEL / RESTRICTION	MODEL / RESTRICTION	MODEL / RESTRICTION	FROM-TO
CONT'D					
99655-30020	4	200			
99655-30025	4	250			
99655-30030	4	300			
99655-30035	4	350			
99655-30040	4	400			
99655-30045	4	450			
99655-30050	4	500			
99655-30055	4	550			
99655-30060	4	600			
37-600K		WEIGHT, DISC WHEEL - ALUMI			
99655-90005	4	50 FOR 1-PIECE WHL			
99655-90010	4	100 FOR 1-PIECE WHL			
99655-90015	4	150 FOR 1-PIECE WHL			
99655-90020	4	200 FOR 1-PIECE WHL			
99655-90025	4	250 FOR 1-PIECE WHL			
99655-90030	4	300 FOR 1-PIECE WHL			
99655-90035	4	350 FOR 1-PIECE WHL			
99655-90040	4	400 FOR 1-PIECE WHL			
99655-90045	4	450 FOR 1-PIECE WHL			
99655-90050	4	500 FOR 1-PIECE WHL			
99655-90055	4	550 FOR 1-PIECE WHL			
99655-90060	4	600 FOR 1-PIECE WHL			

3700 TIRES & JACK

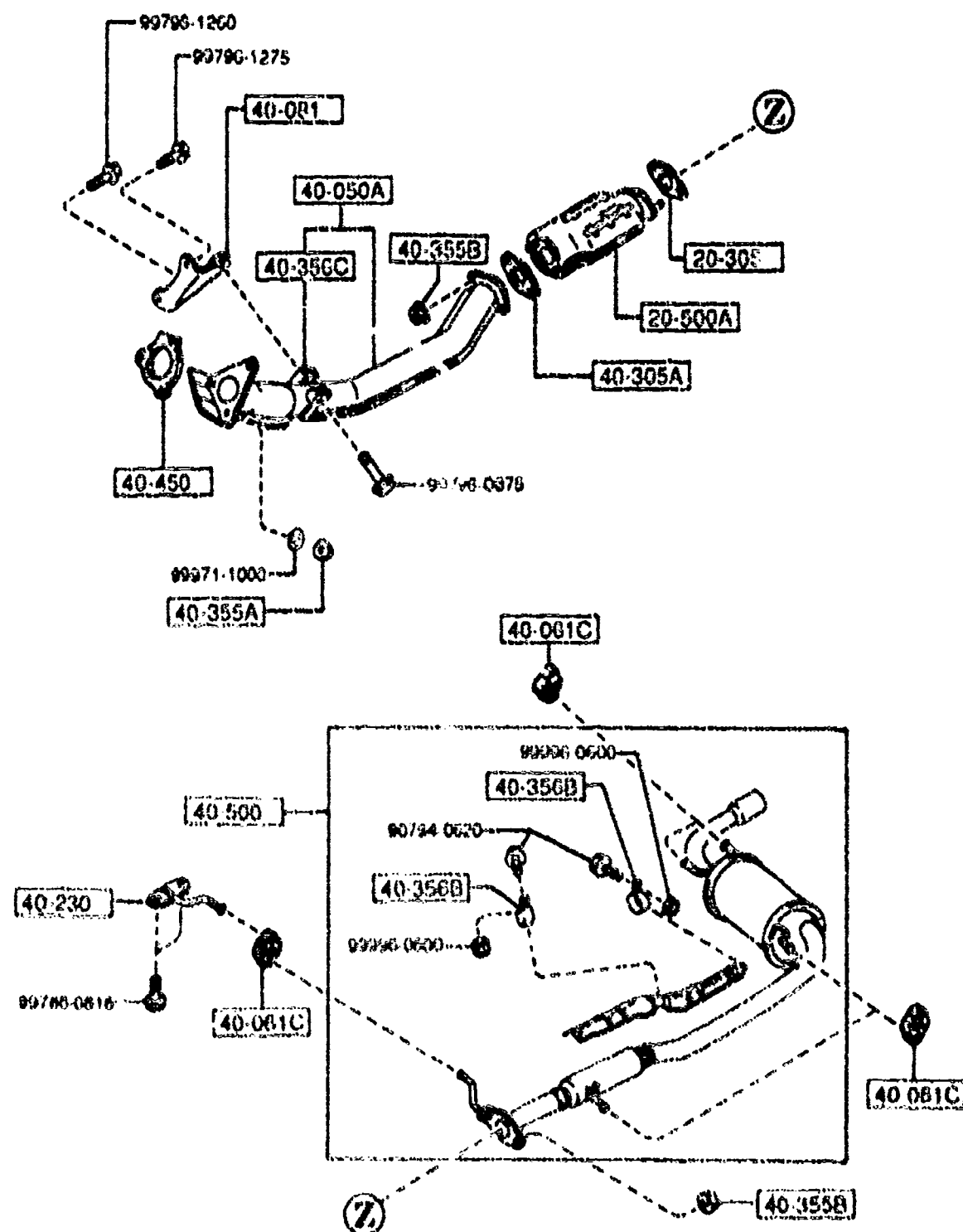


PART NO.	QTY	MODEL/RESTRICTION	MODEL/RESTRICTION	MODEL/RESTRICTION	FROM-10
37-600S	4	WHEEL SET, DISC-ALUMI			
8BN4-37-600	4	6JJX14 BBS (ILLUST. NO.1)			
8BN5-37-600	4	5JJX14 (ILLUST. NO.2)			
56-170A	2	BOLT, JACK SET			
8001-56-170C	2				
56-211A	1	PLATE, CLAMP-JACK			
1219-56-211	1				
68-800A	1	JACK			
8455-37-790A	1				
68-810A	1	HANDLE, JACK			
8J21-37-810	1				



PART NO.	QTY	MODEL/RESTRICTION	MODEL/RESTRICTION	MODEL/RESTRICTION	FROM-TO
34-222		NUT			
8871-34-222	4				
39-020A		BRACKET(R),ENGINE			
NA01-39-020	1				
39-030A		BRACKET(L),ENGINE			
NA01-39-030	1				
39-040A		RUBBER,ENGINE MT.			
NA01-39-040	2				
39-045		CASING,STOPPER			
NA01-39-041	2 (MT)				
SR31-39-041	2 (AT)				
39-710		FRAME,POWER PLANT			
NA01-39-710	1				-2018
A (NA01-39-710A)					-3122
NA03-39-710	1				2018-
A (NA03-39-710A)					3122-
NA03-39-710A	1 (MT)				
NA03-39-710A	1 (AT)				
39-721		BOLT,PLANT FRAME			
NA01-39-721	3				
39-722		BOLT,PLANT FRAME			
NA01-39-722	1				
39-723		SPACER,PLANT FRAME			
NA01-39-723	1				
39-724		WASHER,PLAIN-FRAME			
NA01-39-724	3 (AT)				
NA01-39-724	4 (MT)				
39-730		BRACKET,PLANT FRAME			
NA01-39-730A	1 (MT)				

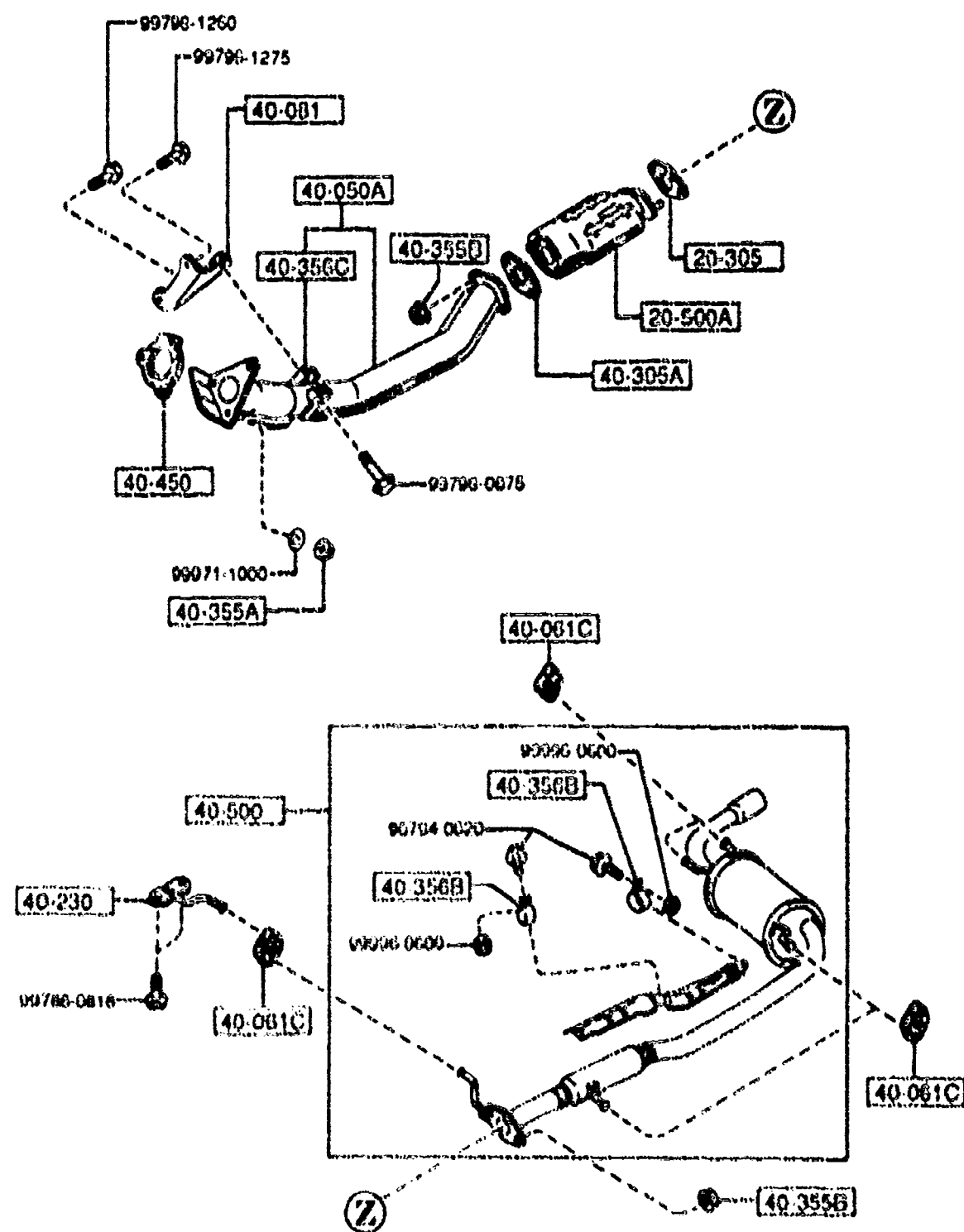
2018 NA351M-409829
3122 NA351M-411920



PART NO.	QTY	MODEL/RESTRICTION	MODEL/RESTRICTION	MODEL/RESTRICTION	FROM-TO
20-305 B690-40-305	1	GASKET, EXH. PIPE-CONVERTER NON ASBESTOS			
20-500A B6AW-20-600A B61P-20-600	1 1 1	CATALYST, THREE WAY (CALIF) (FED)			
40-050A B690-40-500A A (B690-40-500B)	1 1 1	PIPE, EXHAUST-FRONT			-3301 3301-
40-061C RF03-40-061	5	HANGER, SILENCER			
40-081 B690-40-080A	1	BRACKET, HANGER			
40-230 B690-40-690	1	BRACKET, HANGER			
40-305A B322-40-305	1	GASKET NON ASBESTOS			
40-355A 2158-40-355	3	NUT			
40-355B JE10-40-355	4	NUT			
40-356B B6A5-40-356	2	BAND			
40-356C B690-40-356	1	BAND			
40-450 B690-40-450	1	GASKET, CONVERTER NON ASBESTOS			

3301 MA351N-416214



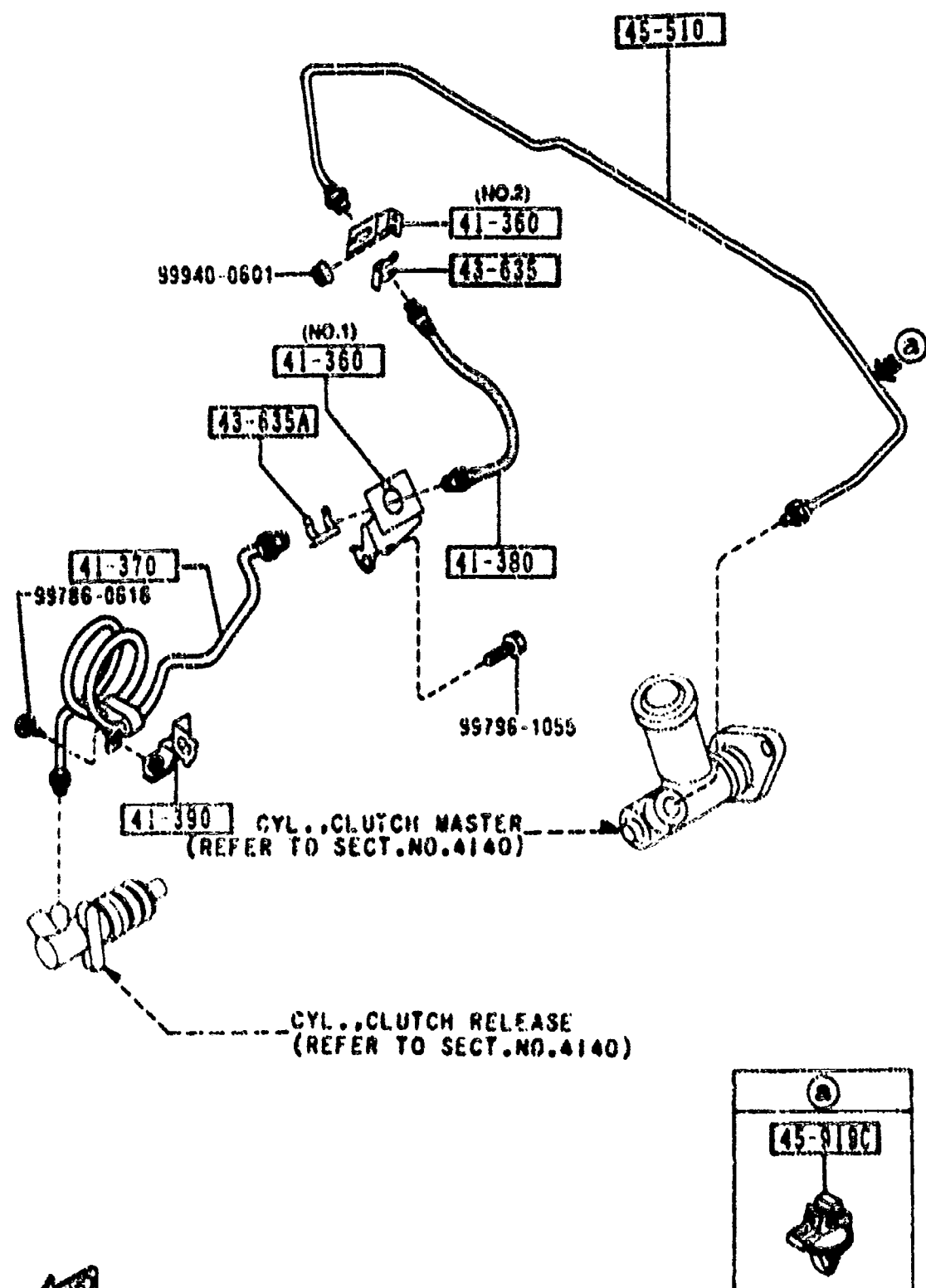


PART NO.	QTY	MODEL/RESTRICTION	MODEL/RESTRICTION	MODEL/RESTRICTION	FROM-TO
40-500		SILENCER, MAIN			
B6B4-40-100E	1	(AT)			
B690-40-100J	1	(MT)			



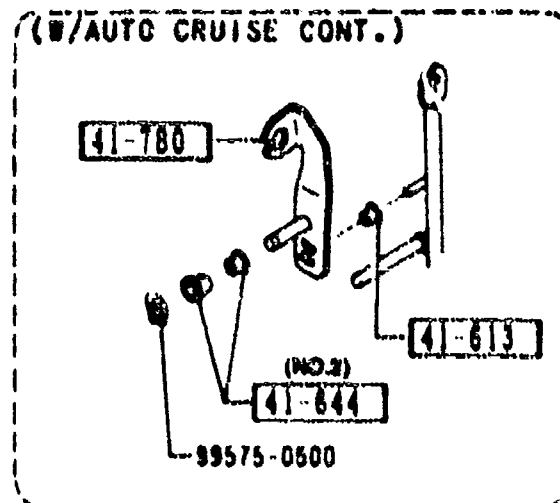
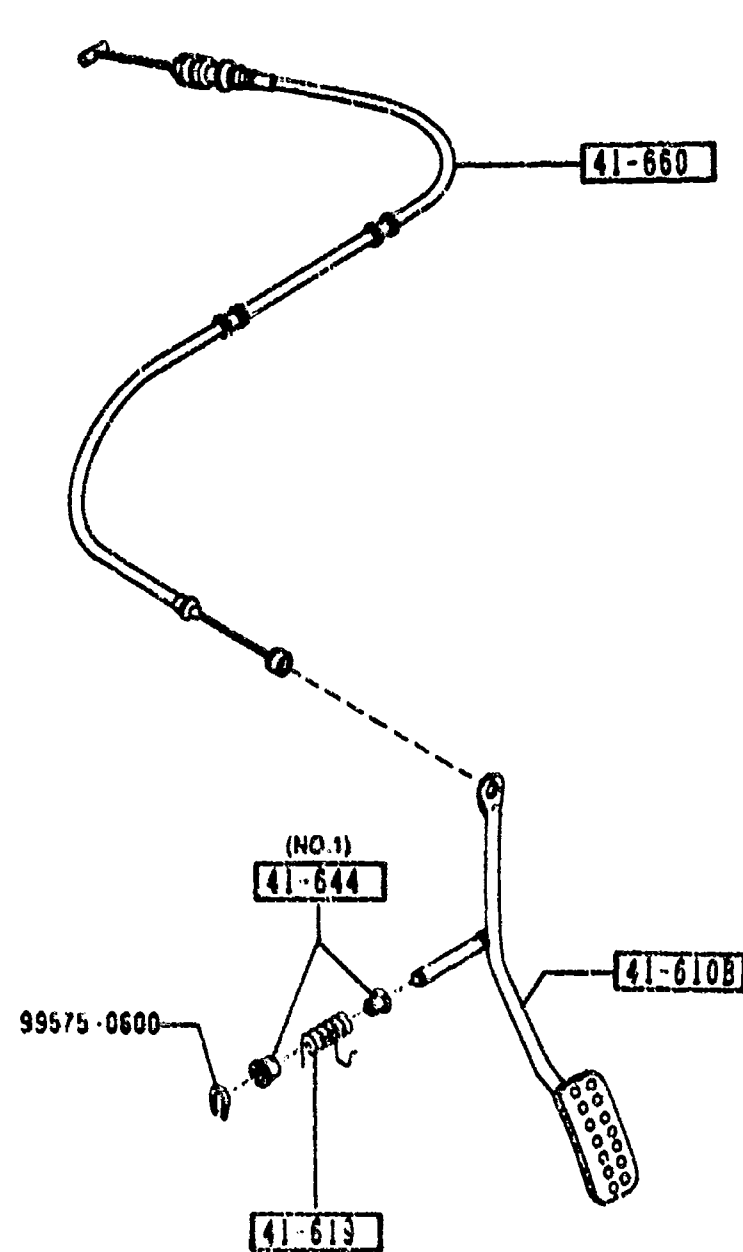
CAT. AIRMO3-64

4145 CLUTCH PIPINGS (MANUAL TRANSMISSION)

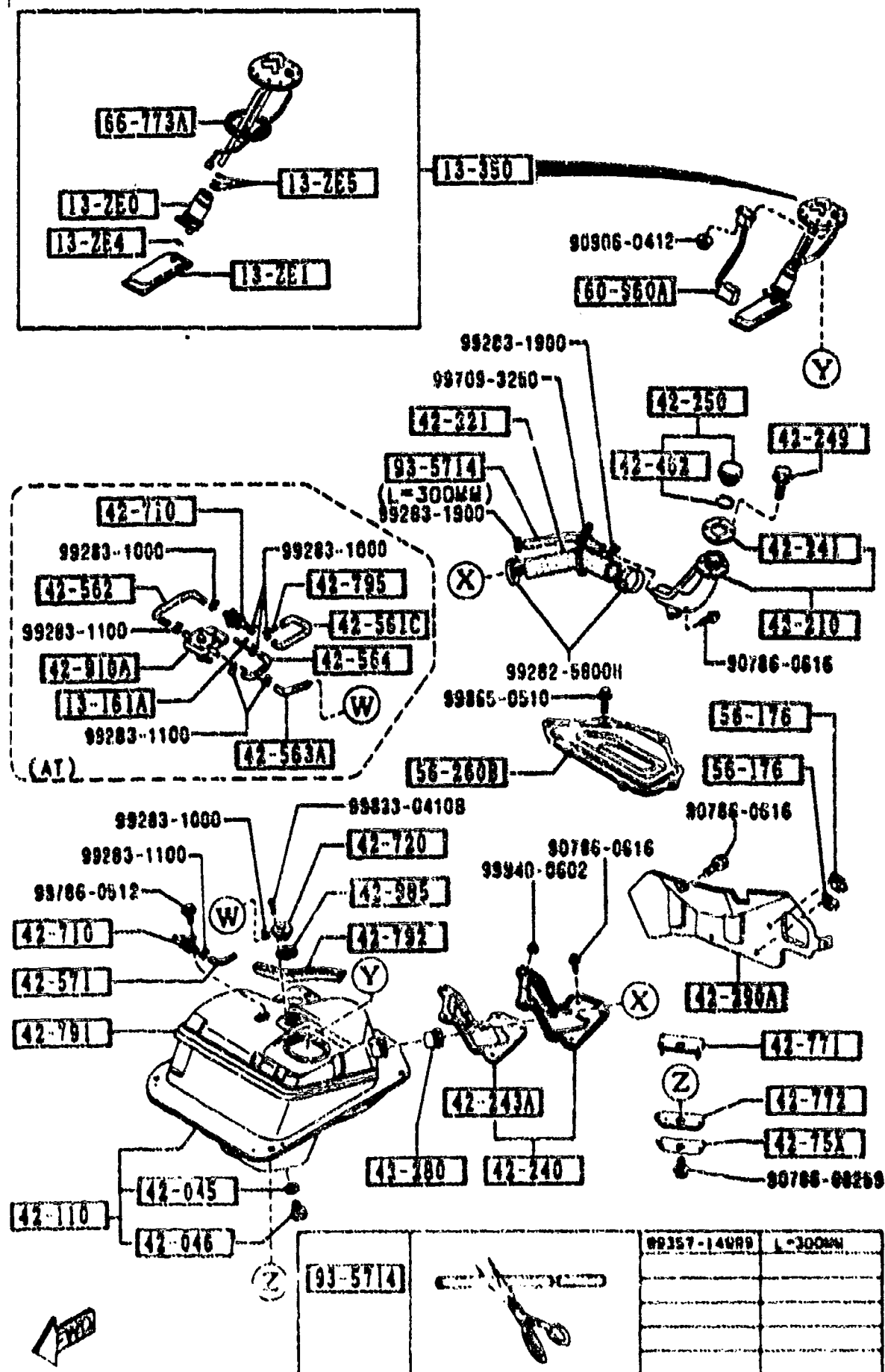


PART NO.	QTY	MODEL/RESTRICTION	MODEL/RESTRICTION	MODEL/RESTRICTION	FROM-TO
41-360		HOLDER, CLUTCH			
NA01-41-370A	1	SUMINO KOYO (ILLUST. NO.1)			
NA02-41-370	1	MIDORI (ILLUST. NO.2)			
41-370		PIPE, CLUTCH			
NA01-41-360A	1				
41-380		HOSE, FLEXIBLE			
OK67-41-380A	1				
41-390		HOLDER, PIPE			
NA01-41-390	1				
43-635		CLIP, FLEXIBLE HOSE			
W023-43-635	1				
43-635A		CLIP, FLEXIBLE HOSE			
0236-43-635	1				
45-510		PIPE, CLUTCH			
NA01-45-510C	1	(W/O A. LOCK BRAKE)			
NA20-45-510D	1	(A. LOCK BRAKE)			
45-919C		CLIP, PIPE			
G030-45-919	1				

4160 ACCELERATOR CONTROL SYSTEM

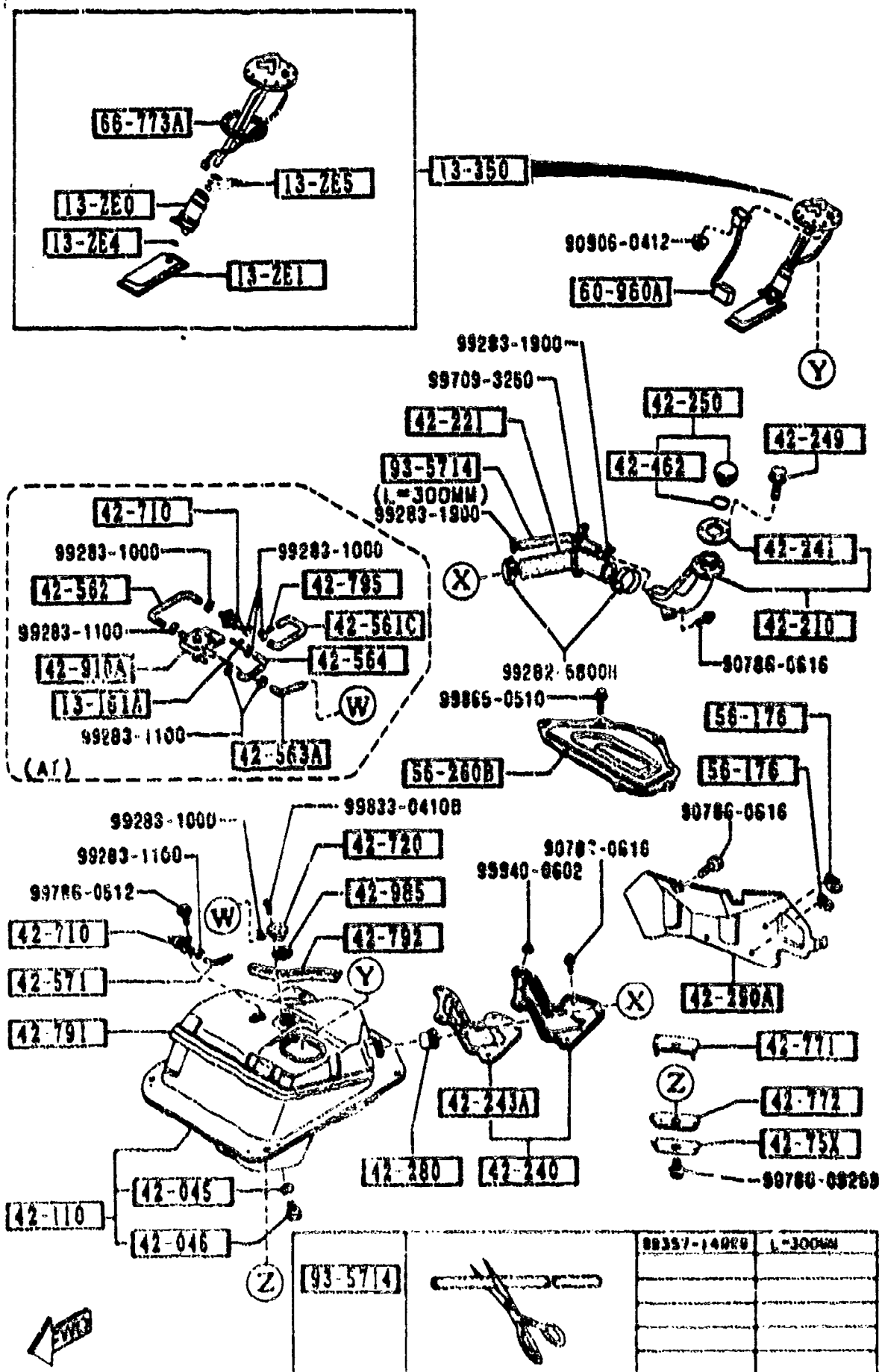


PART NO.	QTY	MODEL/RESTRICTION	MODEL/RESTRICTION	MODEL/RESTRICTION	FROM-TO
41-610B		PEDAL & ARM			
NA01-41-610A	1	BASE, (W/O AUTO CRUISE CONT.)			
NA02-41-610A	1	PKG-B, RICO-20TH-ANV (W/AUTO CRUISE CONT.)			
41-613		ROLLER			
B104-41-114	1	PKG-B, RICO-20TH-ANV (W/AUTO CRUISE CONT.)			
41-619		SPRING, RETURN			
NA01-41-619	1				
41-644		BUSH			
B092-41-644	2	OIRES KOGYO (ILLUST. NO.1)			
0259-41-644	2	OMDO KOSAKUSHO PKG-B, RICO-20TH-ANV (ILLUST. NO.2) (W/AUTO CRUISE CONT.)			
41-660		CABLE, ACCEL.			
NA01-41-660A	1				
41-780		LEVER, ACCELERATOR			
NA01-41-130A	1	PKG-B, RICO-20TH-ANV (W/AUTO CRUISE CONT.)			



PART NO.	QTY	MODEL/RESTRICTION	MODEL/RESTRICTION	MODEL/RESTRICTION	FROM-TO
13-ZE0 861P-13-ZE0	1	PUMP, FUEL			
13-ZE1 861P-13-ZE1	1	FILTER, FUEL PUMP			
13-ZE4 FEN2-13-ZE4	1	WASHER, LOCK-PUMP FILTER NIPPONDENSO (JAPAN)			
13-ZE5 861P-13-ZE5	1	RING, 'O'-FUEL PUMP			
13-161A E580-13-161	1	JOINT 'T' (AT)			
13-350 861P-13-350D	1	PUMP, FUEL			
42-045 0866-42-045	1	GASKET, DRAIN PLUG			
42-046 B596-42-045	1	PLUG, DRAIN			
42-110 NA01-42-110A AN(NA01-42-110B)	1	TANK, FUEL			-2A05
NA03-42-110 AN(NA03-42-110A)	1				-2A05
NA01-42-110B	1	(MT)			2A05-
NA03-42-110A	1	(AT)			2A05-
42-210 NA01-42-210A	1	PIPE, FILLER			
42-221 NA01-42-241B AN(NA01-42-241C)	1	HOSE, FILLER			-2901
NA01-42-241C	1				2901-
2901 NA351W-401968 2A05 NA351W-401954					

4200 FUEL TANK

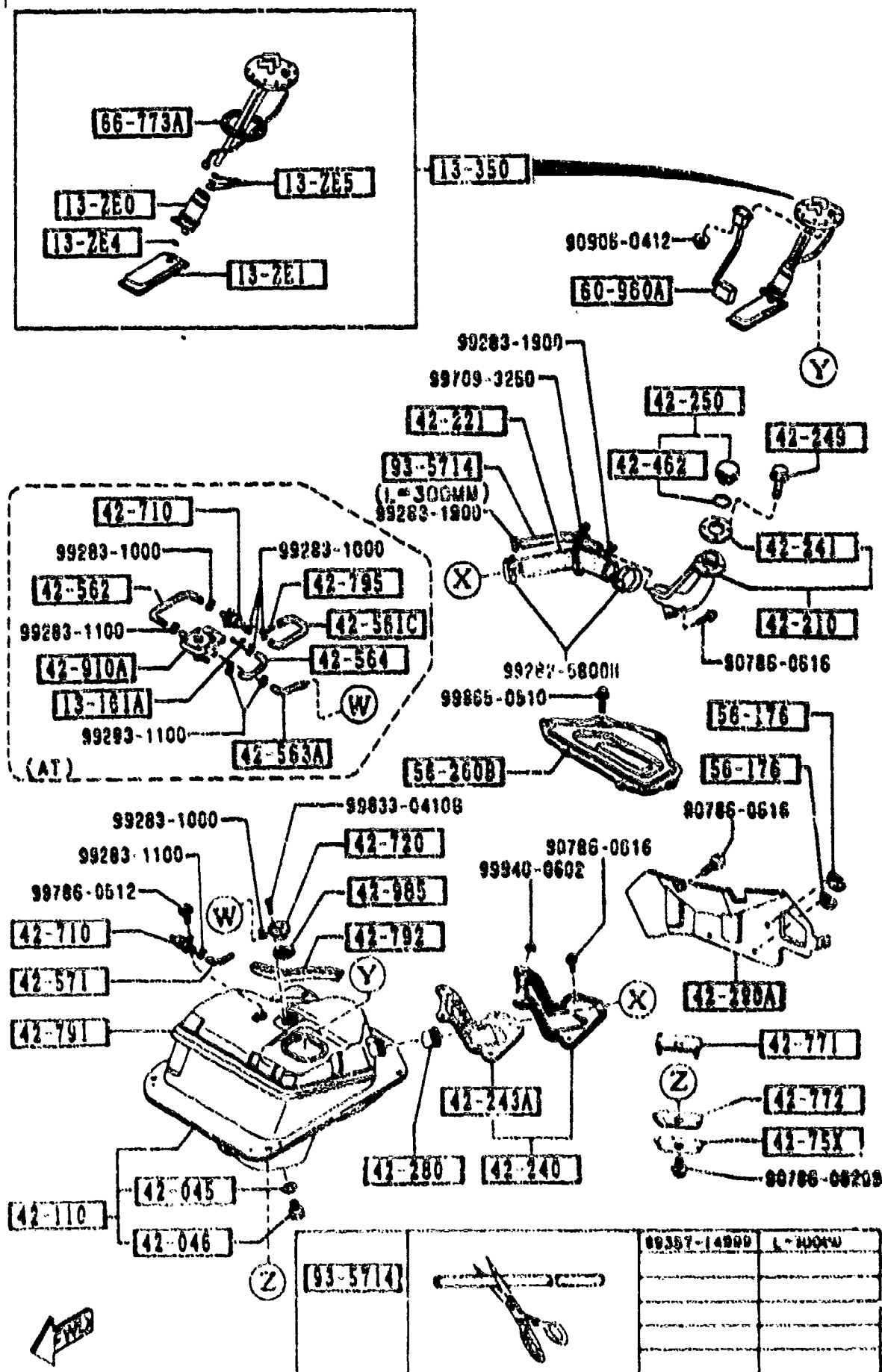


PART NO.	QTY	MODEL/RESTRICTION	MODEL/RESTRICTION	MODEL/RESTRICTION	FROM-TO
42-240		COVER, DUST			
NA01-42-230	1				
42-241		GASKET, FILLER PIPE			
0866-42-366B	1				
42-243A		GASKET 'A', DUST COVER			
NA01-42-233	1				
42-249		BULT, FILLER PIPE			
NA01-42-249B	4				
42-250		CAP, FILLER			
NA02-42-250	1				
42-260		VALVE, NON RETURN			
H260-42-270	1				
42-290A		PROJECTOR 'A', FILLER PIPE			
NA01-42-291A	1				
A (NA01-42-291B)					
NA01-42-291B	1				
42-462		GASKET, CAP			
BF67-42-252	1				
42-561C		HOSE NO. 1, BREATHER			
NA03-42-561	1 (AT)				
42-562		HOSE NO. 2, BREATHER			
NA03-42-562	1 (AT)				
42-563A		HOSE NO. 3, BREATHER			
NA03-42-563	1 (AT)				
42-564		HOSE NO. 4, BREATHER			
NA03-42-564	1 (AT)				
42-571		HOSE, VENT			
NA01-42-561	1 (MT)				
3401 NA351M-418700					

-3401

3401--

4200 FUEL TANK



AUNAC3

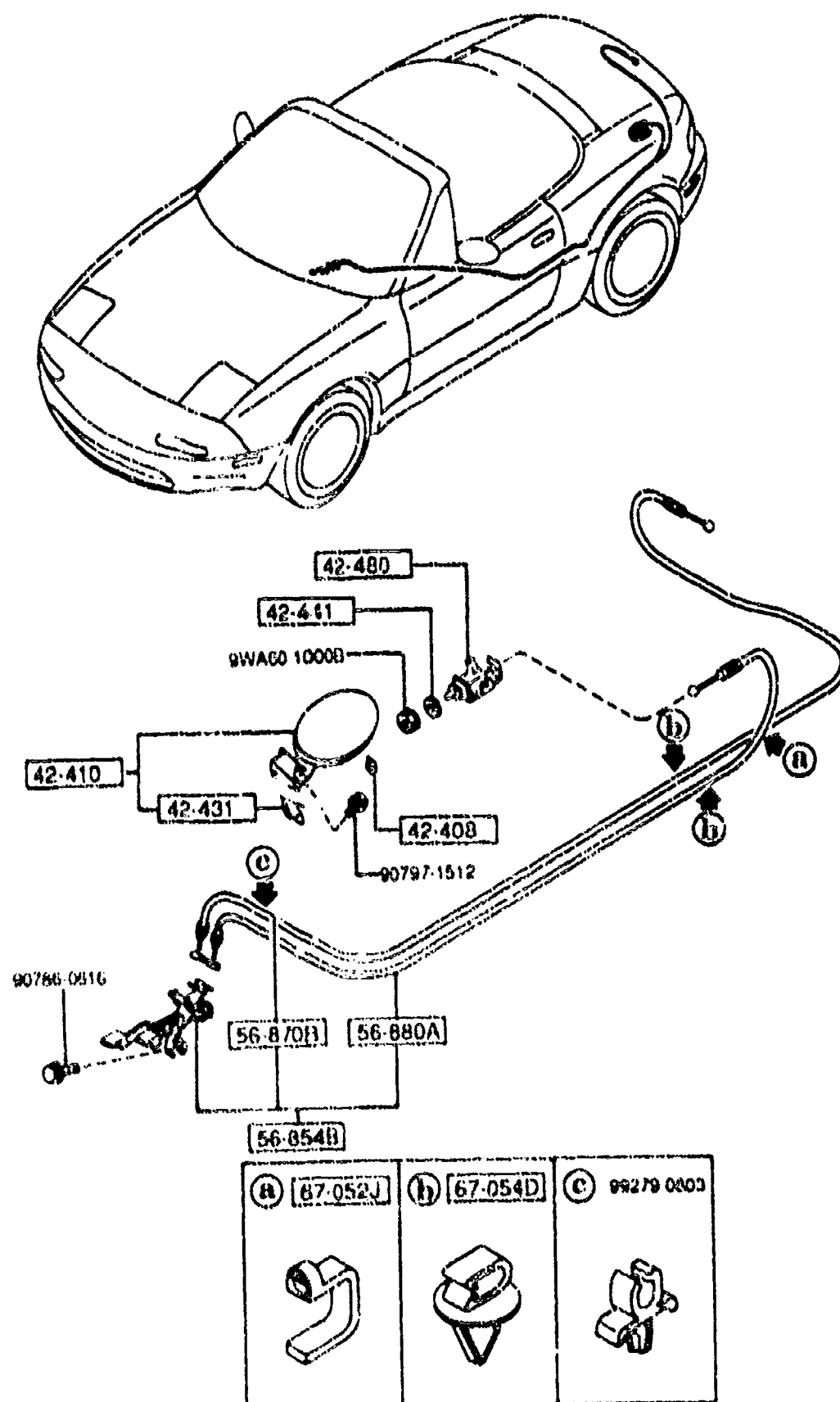
CAT. AJNA03-04

1994-10



CAI AUNA03-04

1-L-15

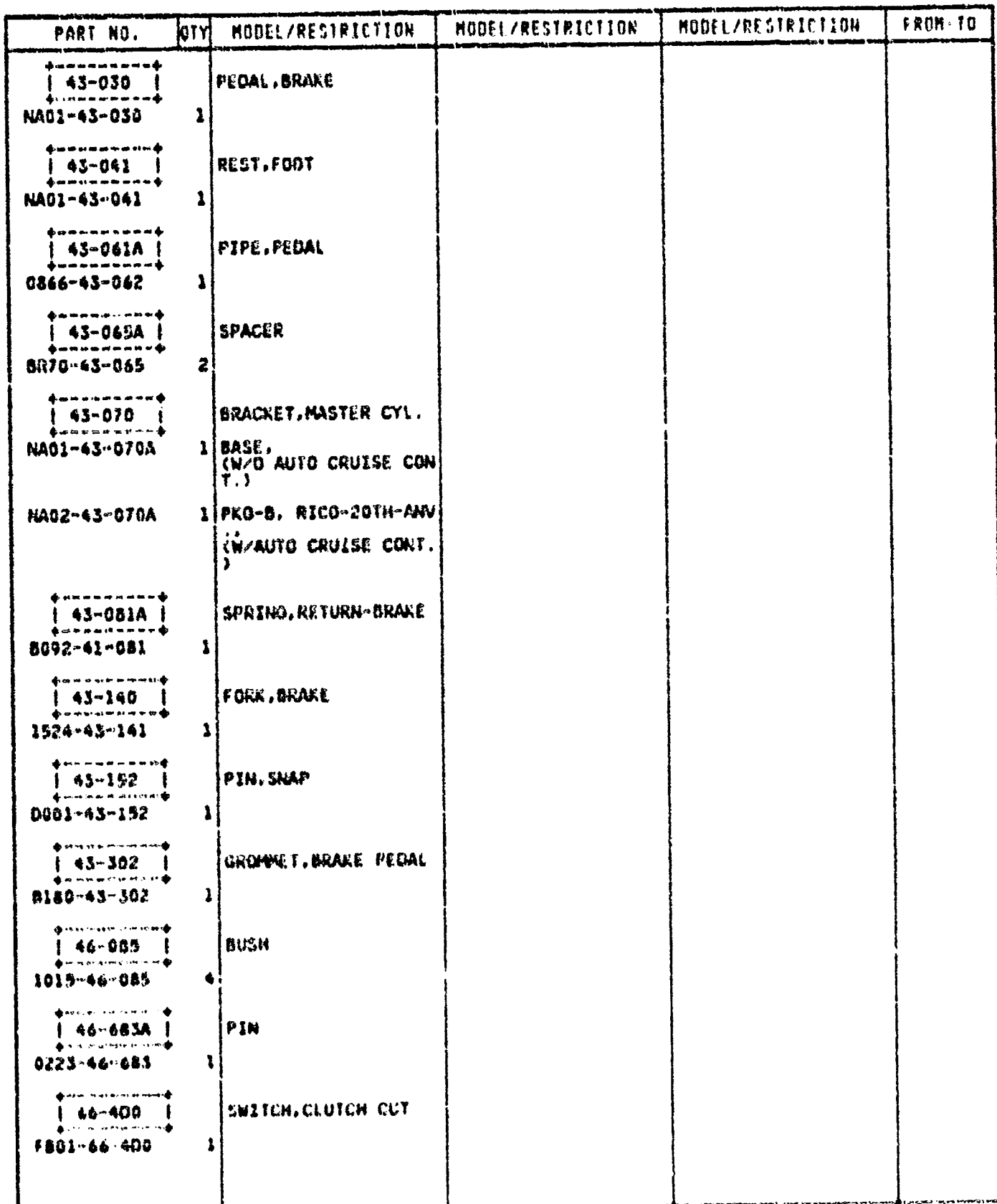


PART NO.	QTY	MODEL/RESTRICTION	MODEL/RESTRICTION	MODEL/RESTRICTION	FROM-TO
42-408 0187-70-491	2	STOPPER, FILLER LID			
42-410 NA01-42-410A	1	LID, FUEL FILLER			
42-431 H043-42-431D	1	SPRING LIFT, LID			
42-441 NA01-56-896	1	WASHER, LID OPENER			
42-480 B095-56-890A	1	OPENER, FILLER LID			
56-854B N007-56-850A	1	OPENER, T/LID & F/LID			
56-870B N007-56-880A	1	CABLE, T/LID OPENER			
56-880A NA01-56-890A	1	CABLE, F/LID OPENER			
67-052J B001-67-051	1	CLIP			
67-054D H260-67-054	2	CLIP			

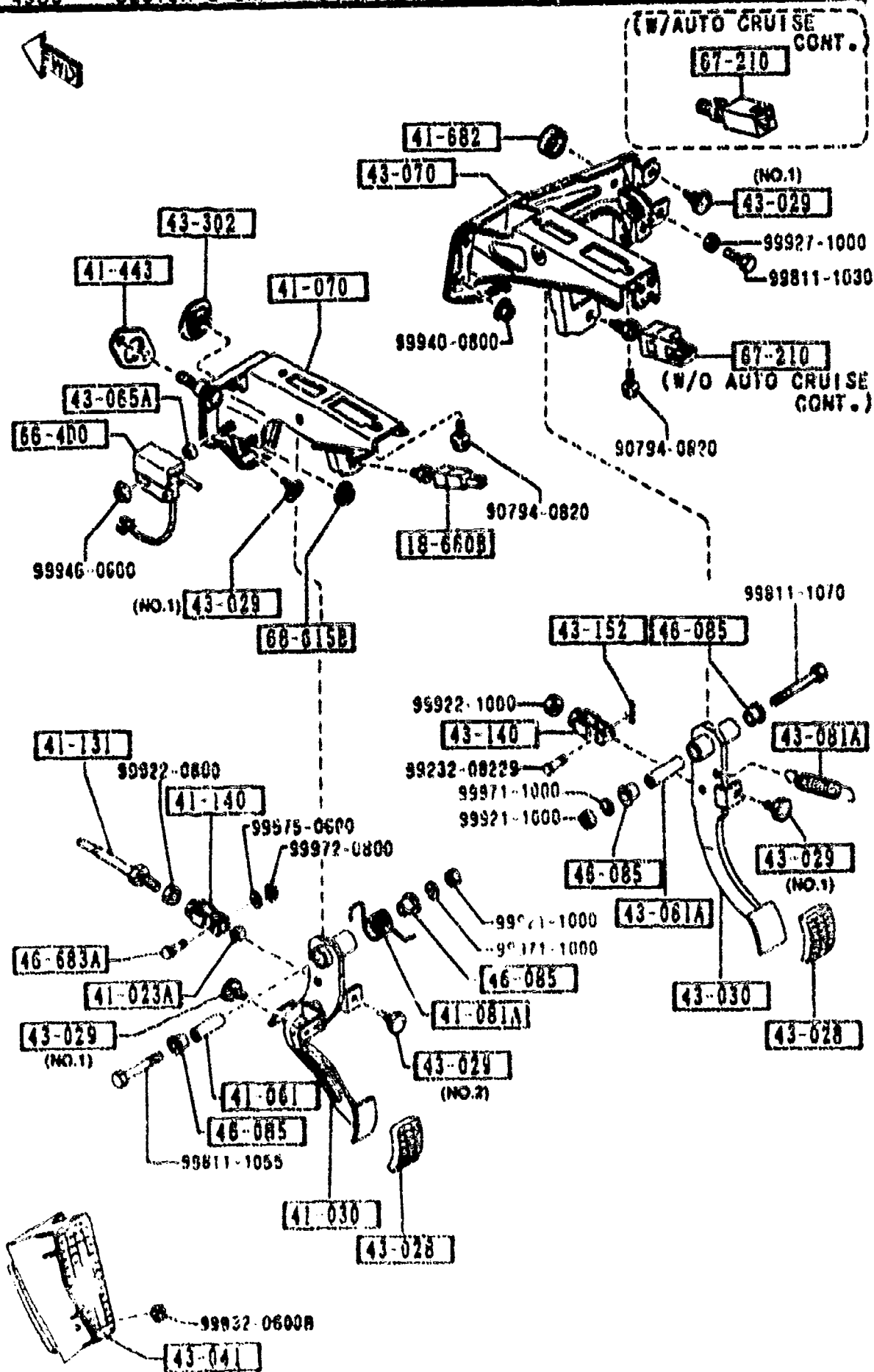


CA1. AUNAU5-04

4300 -2 CLUTCH & BRAKE PEDALS (MANUAL TRANSMISSION)

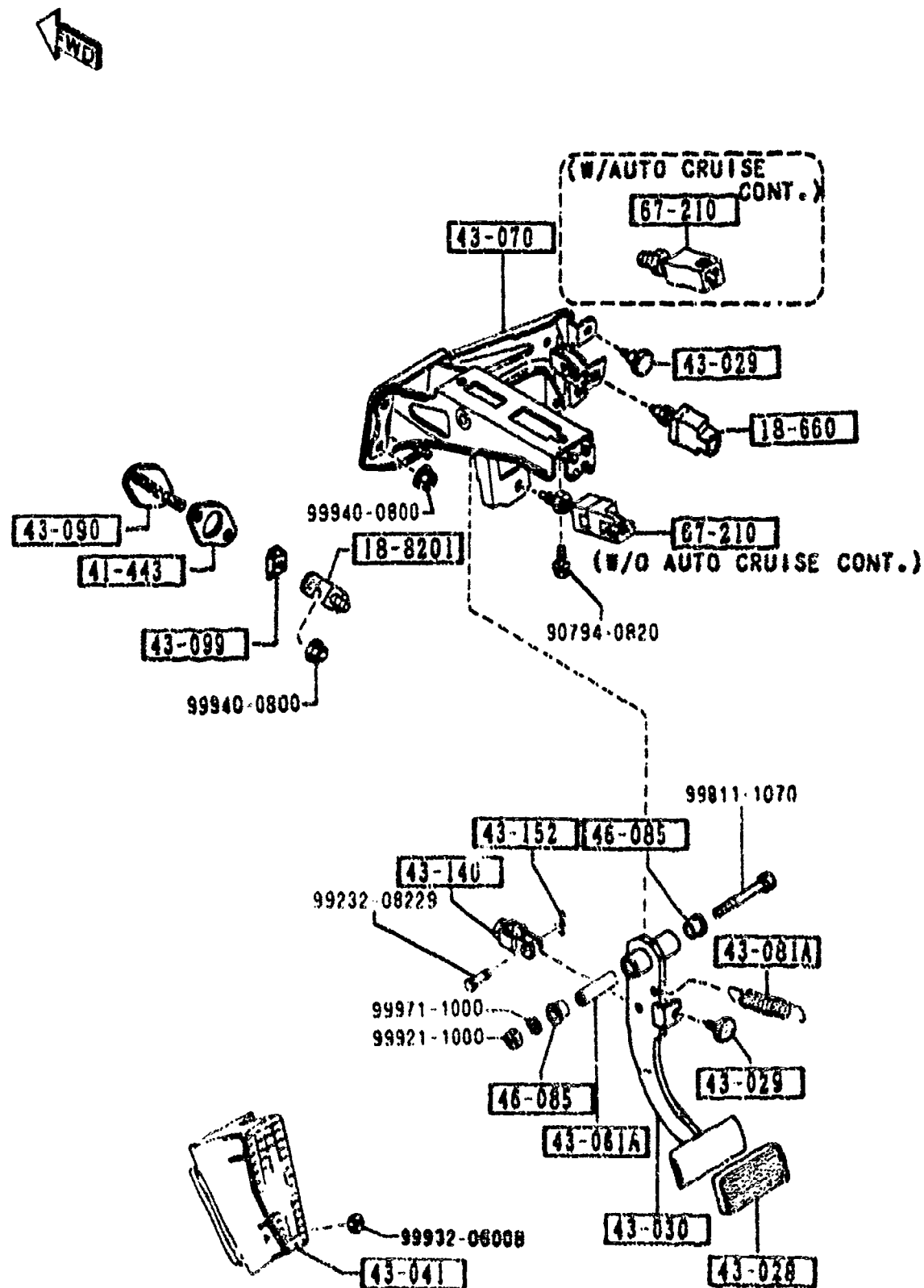


4300 CLUTCH & BRAKE PEDALS (MANUAL TRANSMISSION)



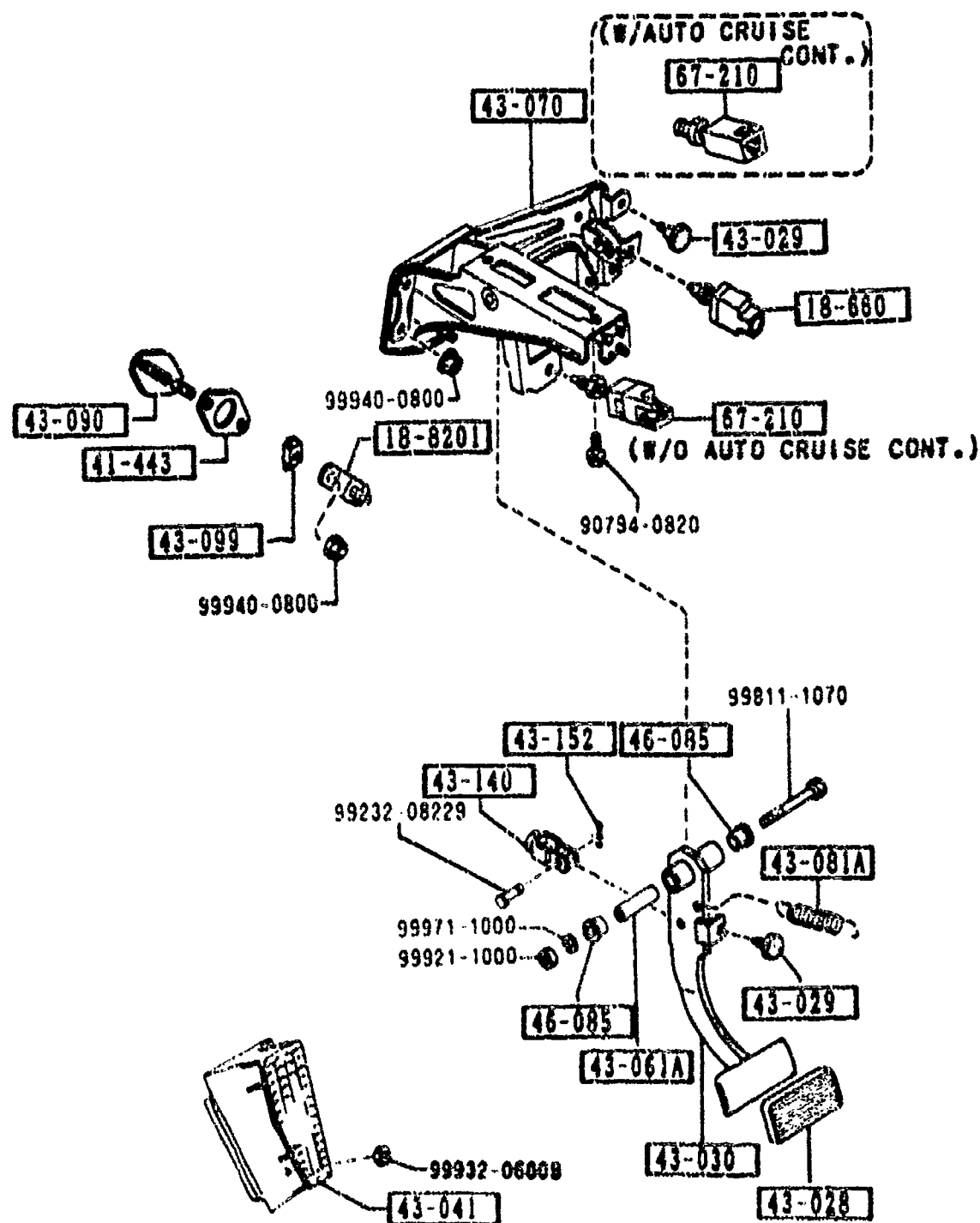
PART NO.	QTY	MODEL/RESTRICTION	MODEL/RESTRICTION	MODEL/RESTRICTION	FROM-TO
67-210 BR70-66-490A	2	SWITCH, STOP-LAMP PKQ-D, RICO-20TH-ANV (W/AUTO CRUISE CONT.)			
6001-66-490A	2	BASE, (W/O AUTO CRUISE CONT.)			
68-615B 6105-68-615	1	NUT, FLANGE-CAP			

4300A BRAKE PEDALS (AUTOMATIC TRANSMISSION)

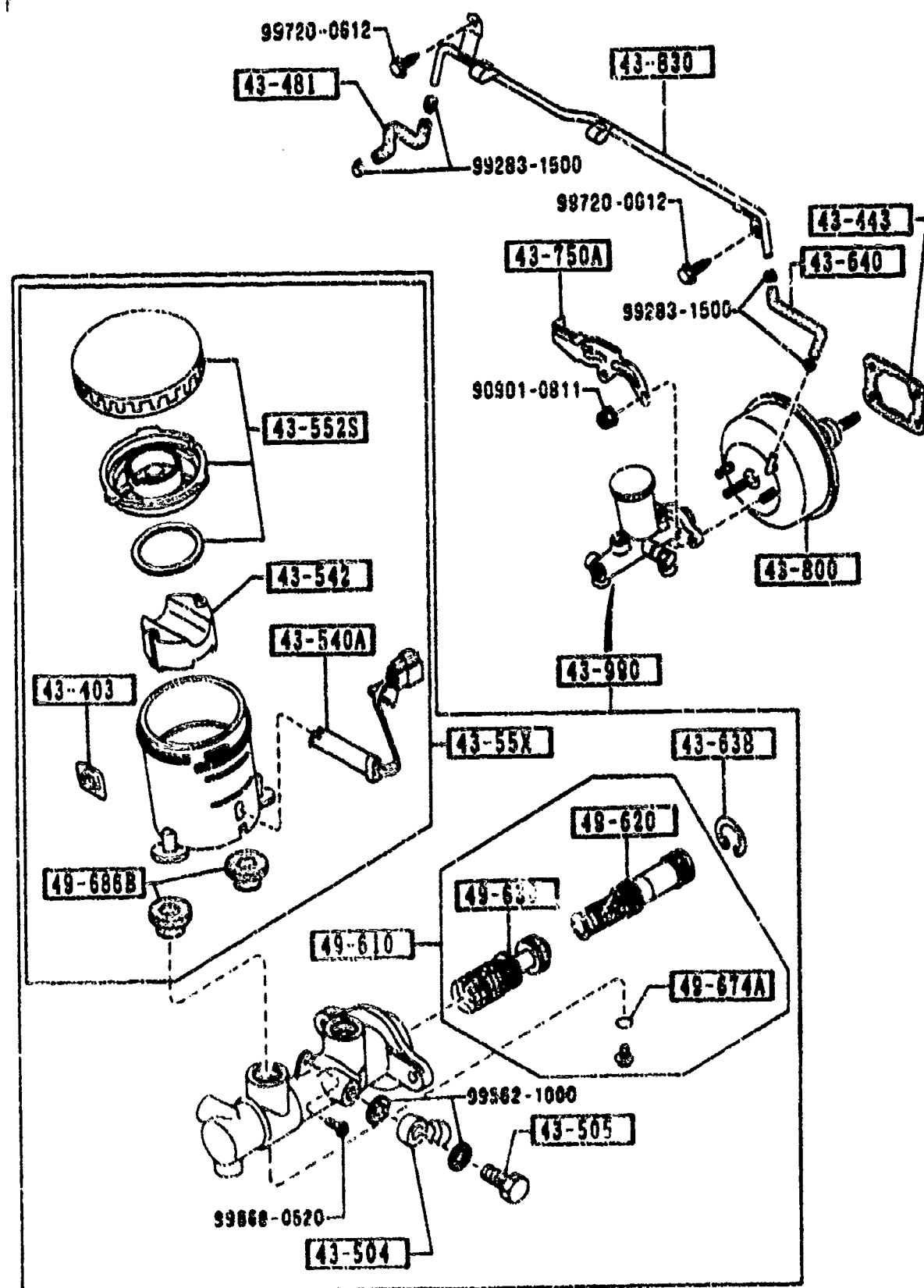


PART NO.	QTY	MODEL/RESTRICTION	MODEL/RESTRICTION	MODEL/RESTRICTION	FROM-TO
18-660	1	SWITCH, KICK DOWN			3401-
H118-66-470	1				
18-8201	1	BRACKET, CONTROL UNIT			
MNA75-18-945A	1				
41-443	1	GASKET			
NA01-41-443	1				
43-028	1	PAD, PEDAL			
0268-43-028	1				
43-029	2	RUBBER, STOPPER			
0001-43-029	2	KURUSHI TEKKO			
43-030	1	PEDAL, BRAKE			
NA03-43-030	1				
43-041	1	REST, FOOT			
NA01-43-041	1				
43-061A	1	PIPE, PEDAL			
0866-43-062	1				
43-070	1	BRACKET, MASTER CYL.			
NA01-43-070A	1	BASE, (W/O AUTO CRUISE CONT.)			
NA02-43-070A	1	PKO-B, RICO-20TH-ANV (W/AUTO CRUISE CONT.)			
43-081A	1	SPRING, RETURN-BRAKE			
8092-41-081	1				
43-090	1	PLATE			
NA03-43-090	1				
43-099	1	HOLDER, PLATE			
MF23-43-099	1				

3401 NA591M-418882



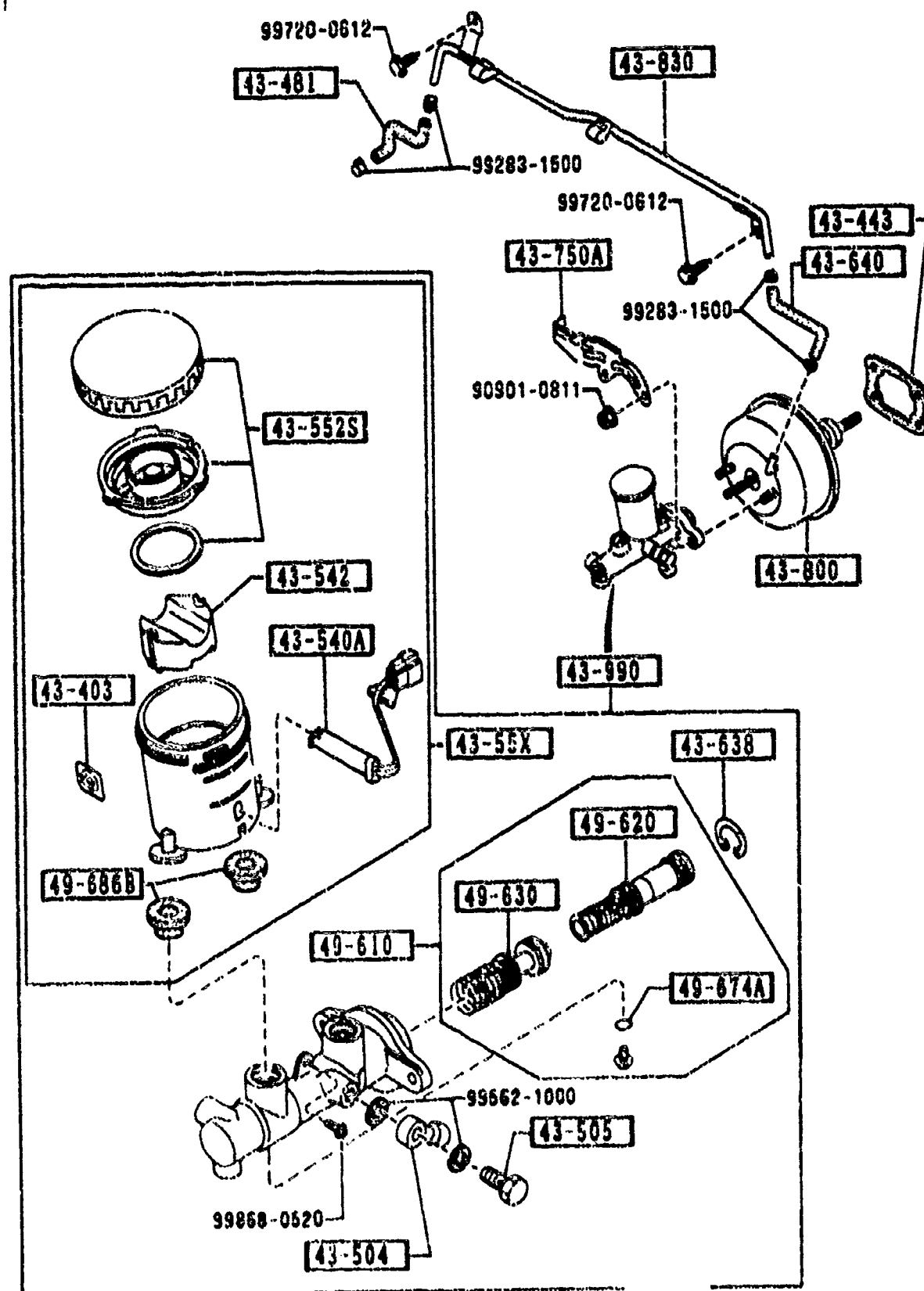
PART NO.	QTY	MODEL/RESTRICTION	MODEL/RESTRICTION	MODEL/RESTRICTION	FROM-TO
43-140 1524-43-140	1	FORK, BRAKE			
43-152 0001-43-152	1	PIN, SNAP			
46-085 1015-46-085	2	BUSH			
67-210 BR70-66-490A	1	SWITCH, STOP-LAMP PKG-B, RICO-20TH-ANV (W/AUTO CRUISE CONT.)			
8001-66-490A	1	BASE, (W/O AUTO CRUISE CONT.)			



PART NO.	QTY	MODEL/RESTRICTION	MODEL/RESTRICTION	MODEL/RESTRICTION	FROM-TO
MTA04-43-403A	1	LABEL, ISO			
H001-43-443	1	GASKET, VAC POWER AS SIST NON ASBESTOS			
HA01-43-481	1	HOSE, VACUUM			
W023-43-504	1	JOINT, PIPE			
W023-43-505	1	BOLT, CONNECTOR			
GA97-43-540	1	SENSOR, RESERVE TANK			
3597-43-542	1	FLOAT			
M82Y6-43-55X	1	SET, TANK			
D001-49-650A	1	CAP SET, RESERVE TANK			
GA02-49-638	1	RING, RETAINING			
NA01-43-640	1	HOSE, VACUUM			
NA01-43-750	1	HOLDER, P.B. VALVE			
NA01-43-800	1	VACUUM POWER ASSIST			
		PIPE, VACUUM			

4340

4340 BRAKE MASTER CYLINDER & POWER BRAKE (W/O ANTI LOCK BRAKE SYSTEM)



4340 -2 M BRAKE MASTER CYLINDER & POWER BRAKE
(W/O ANTI LOCK BRAKE SYSTEM)

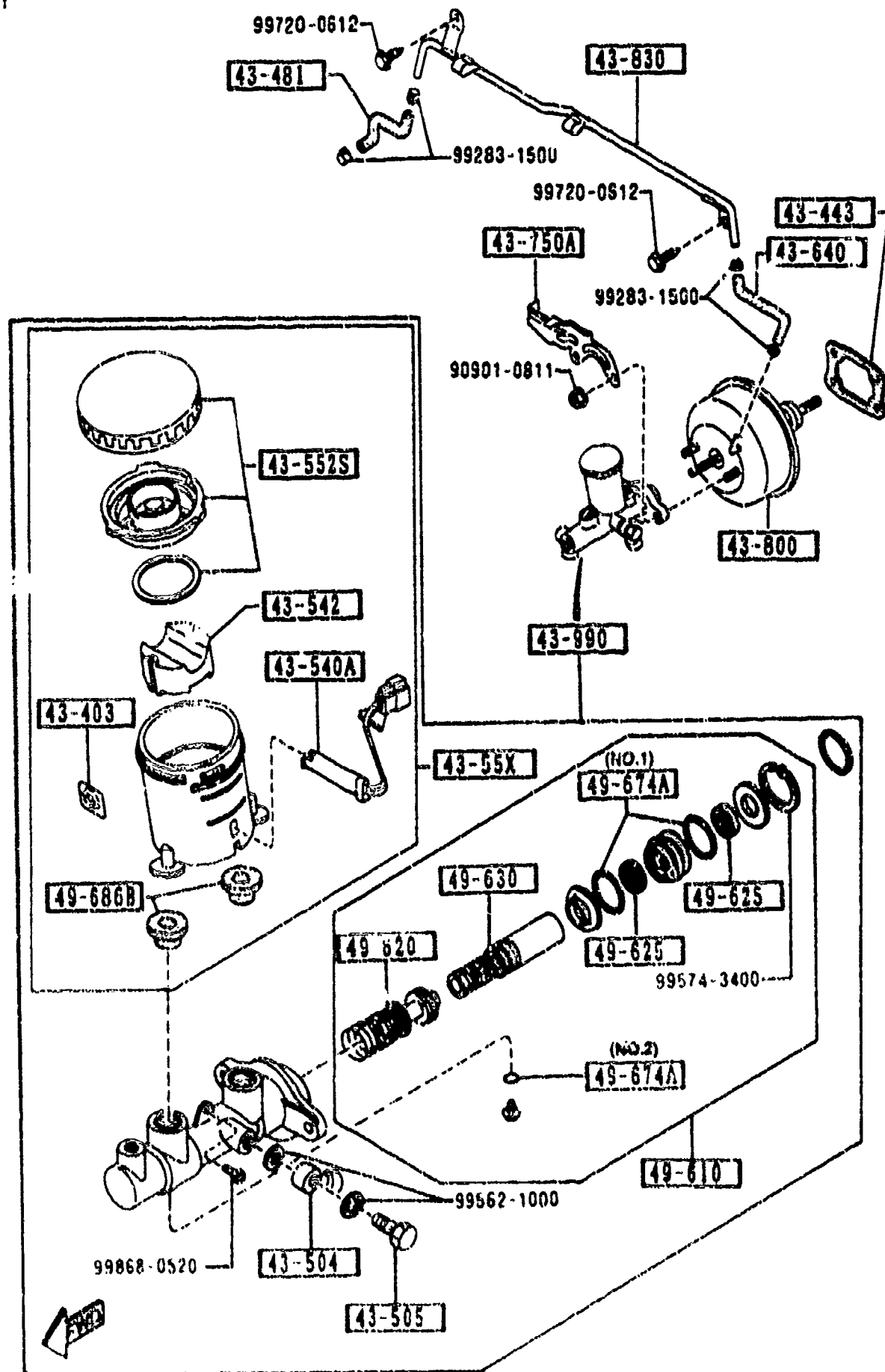
PART NO.	QTY	MODEL/RESTRICTION	MODEL/RESTRICTION	MODEL/RESTRICTION	FROM-TO
CONT'D					
NA01-43-830A	1				
43-990		CYL., TANDEM MASTER			-3728
NA01-43-400D	1				3728-
KNAY1-43-40Z	1				
49-610		PARTS KIT, INN.-BRAKE			
BW0A-43-61Z	1				
49-620		PISTON, PRIMARY			
BW0A-43-62Z	1				
49-630		PISTON, FLOATING			
BW0A-43-63Z	1				
49-674A		RING, 'O'-MASTER CYL.			
99541-00403	1				
49-686B		BUSH, ELBOW JOINT			-2C01
0305-49-686B	2				2C01..
F100-49-686	2				
2C01 NA351M-407240					
3728 NA351M-423709					

AUNA03

CAT. AUNA03-04

1994-10

4340 A BRAKE MASTER CYLINDER & POWER BRAKE
(ANTI LOCK BRAKE SYSTEM)

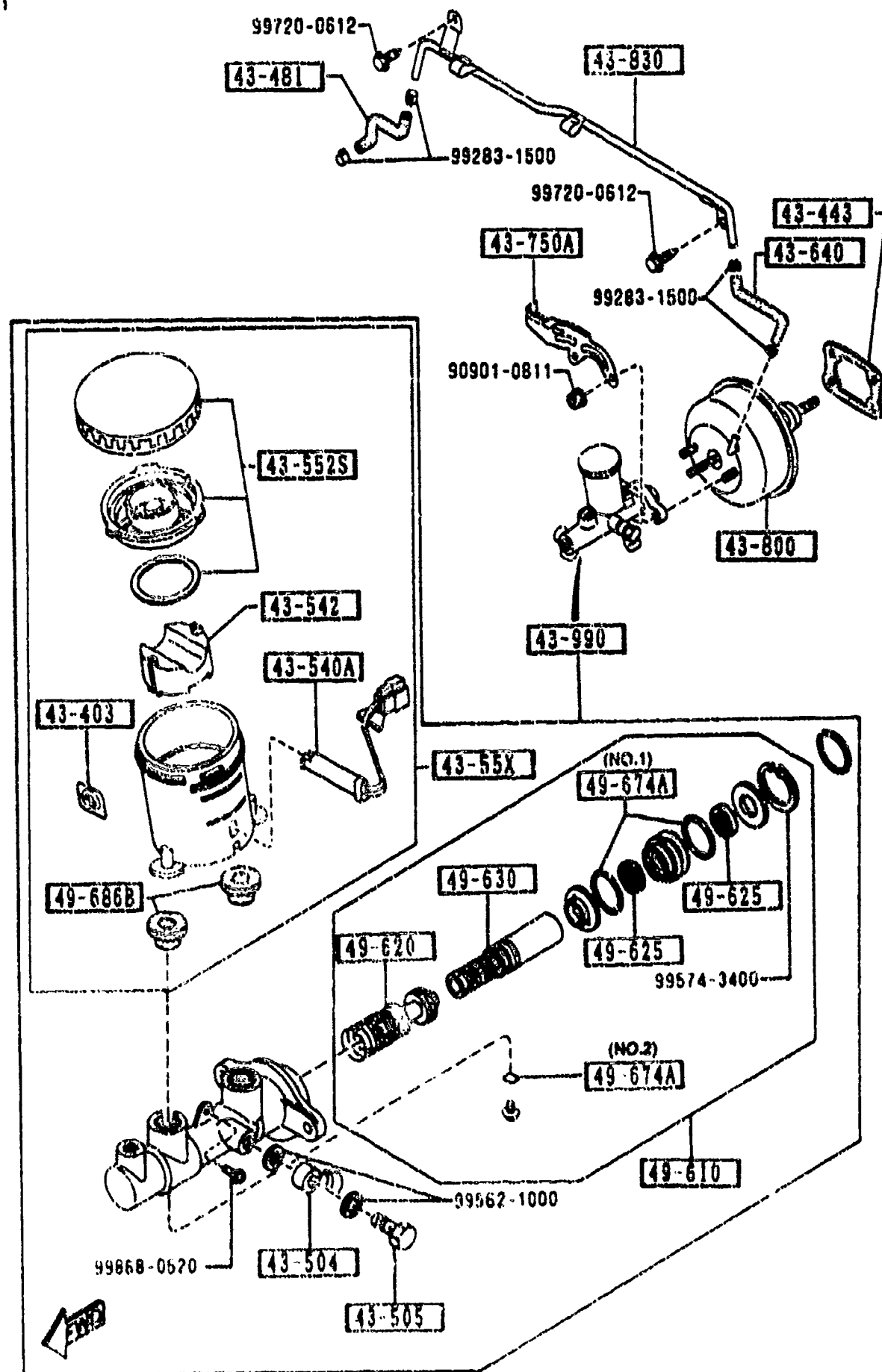


4340 A-1 BRAKE MASTER CYLINDER & POWER BRAKE
(ANTI LOCK BRAKE SYSTEM)

PART NO.	QTY	MODEL/RESTRICTION	MODEL/RESTRICTION	MODEL/RESTRICTION	FROM-TO
43-403		LABEL, ISO			
MTA04-43-403A	1				
43-443		GASKET, VAC POWER AS SIST NON ASBESTOS			
H001-43-443	1				
43-481		HOSE, VACUUM			
NA01-43-481	1				
43-504		JOINT, PIPE			
W023-43-504	1				
43-505		BOLT, CONNECTOR			
W023-43-505	1				
43-540A		SENSOR, RESERVE TANK			
QA97-43-540	1				
43-542		FLOAT			
3597-43-542	1				
43-55X		SET, TANK			
W1AY3-43-55X	1				
43-552S		CAP SET, RESERVE TANK			
D001-49-650A	1				
43-640		HOSE, VACUUM			
NA01-43-640	1				
43-750A		HOLDER, P.B. VALVE			
NA02-43-750A	1				
43-800		VACUUM POWER ASSIST			
NA23-43-800	1				
43-830		PIPE, VACUUM			
NA23-43-830B	1				
43-990		CYL., TANDEM MASTER			

4340 A BRAKE MASTER CYLINDER & POWER BRAKE
(ANTI LOCK BRAKE SYSTEM)

4340 A-2 M BRAKE MASTER CYLINDER & POWER BRAKE
(ANTI LOCK BRAKE SYSTEM)

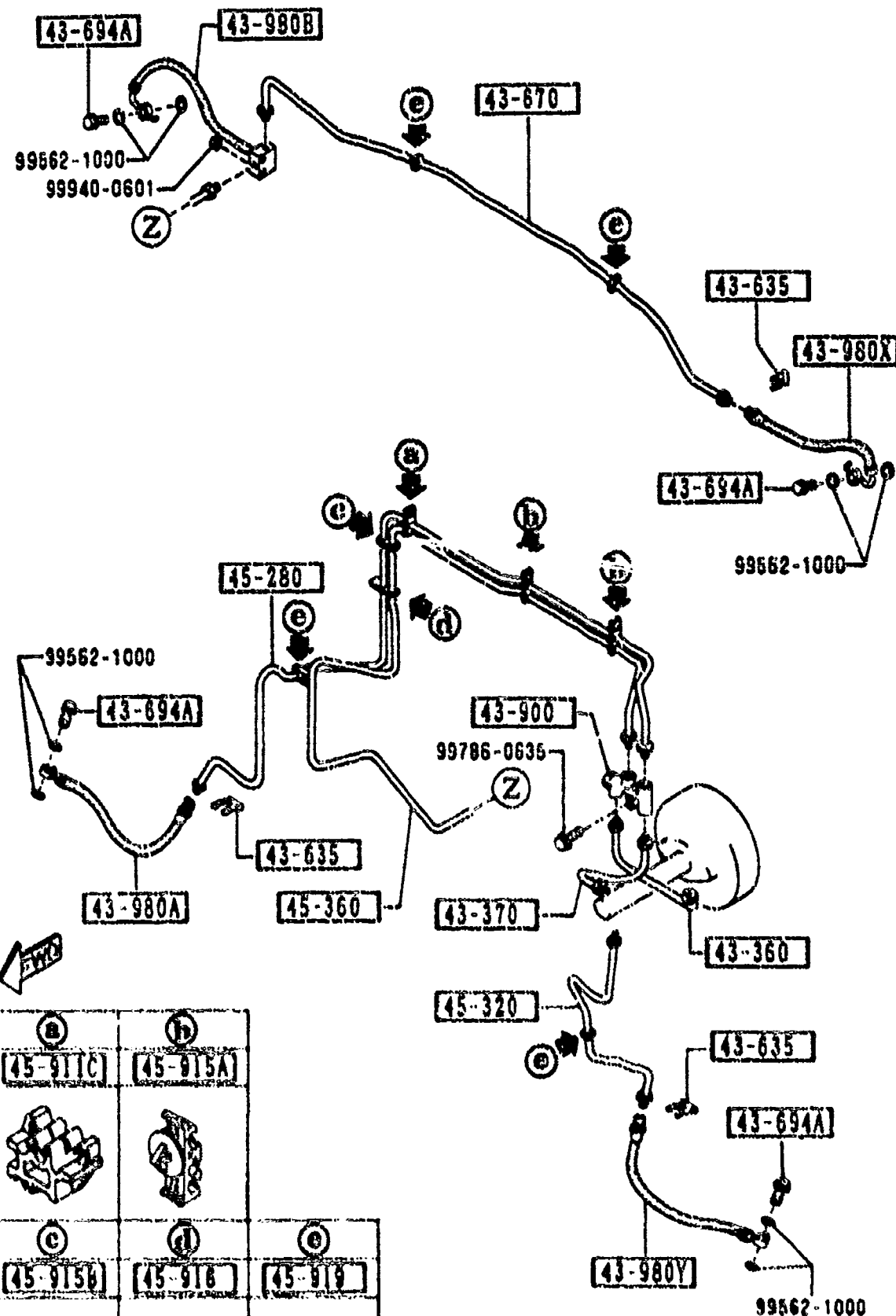


PART NO.	QTY	MODEL/RESTRICTION	MODEL/RESTRICTION	MODEL/RESTRICTION	FROM-TO
CONT'D NAY3-43-40Z A (NAY3-43-40ZA)	1				-3728
NAY3-43-40ZA	1				3728-
49-610		PARTS KIT, INW.-BRAKE			
NAY3-43-41Z	1				
49-620		PISTON, PRIMARY			
8252-49-620A	1				
49-625		CUP, SECONDARY			
NA23-43-625	2				
49-630		PISTON, FLOATING			
NA23-43-63Z	1				
49-674A		RING, 'O'-MASTER CYL.			
NA23-43-515	2	SHINEX KOROYO (ILLUST. NO.1)			
99541-00603	1	NOK (ILLUST. NO.2)			
49-686B		BUSH, ELBOW JOINT			
0305-49-686B	2				-2C01
F100-49-686	2				2C01-

2C01 NA351M-407249
3728 NA351M-423709

4360 BRAKE PIPINGS
(W/O ANTI LOCK BRAKE SYSTEM)

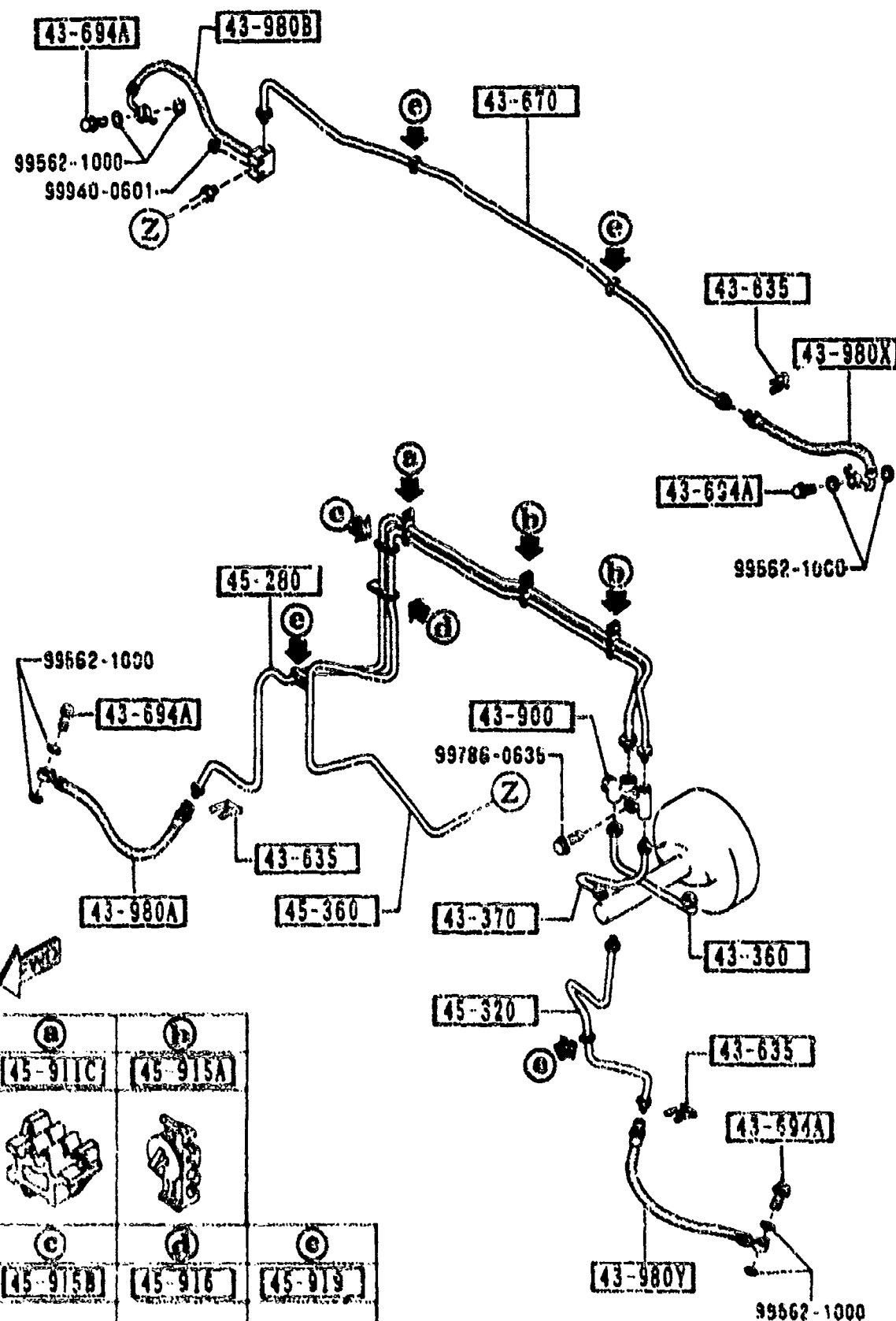
4360 -1 BRAKE PIPINGS
(W/O ANTI LOCK BRAKE SYSTEM)



PART NO.	QTY	MODEL/RESTRICTION	MODEL/RESTRICTION	MODEL/RESTRICTION	FROM-TO
43-360 NA01-43-360A	1	PIPE, BRAKE			
43-370 NA01-43-370	1	PIPE, BRAKE			
43-635 W023-43-635	3	CLIP, FLEXIBLE HOSE			
43-670 NA01-43-670A	1	PIPE, BRAKE-REAR			
43-694A B001-43-694A	4	BOLT, CONNECTOR			
43-900 NA01-43-900	1	VALVE, DUAL PROPORTIONING			
43-980A NA01-43-810A	1	HOSE(R), FLEXIBLE-FRT			
43-980B NA01-43-980	1	HOSE(R), FLEXIBLE-RR			
43-980X NA01-43-990	1	HOSE(L), FLEXIBLE-RR			
43-980Y NA01-43-820A	1	HOSE(L), FLEXIBLE-FRT			
43-280 NA01-43-280B	1	PIPE(R), BRAKE-FRONT			
43-320 NA01-43-320C	1	PIPE(L), BRAKE-FRONT			
43-360 NA01-43-360B	1	PIPE NO. 2, BRAKE-REAR			
43-911C NA01-43-911	1	CLIP, PIPE			

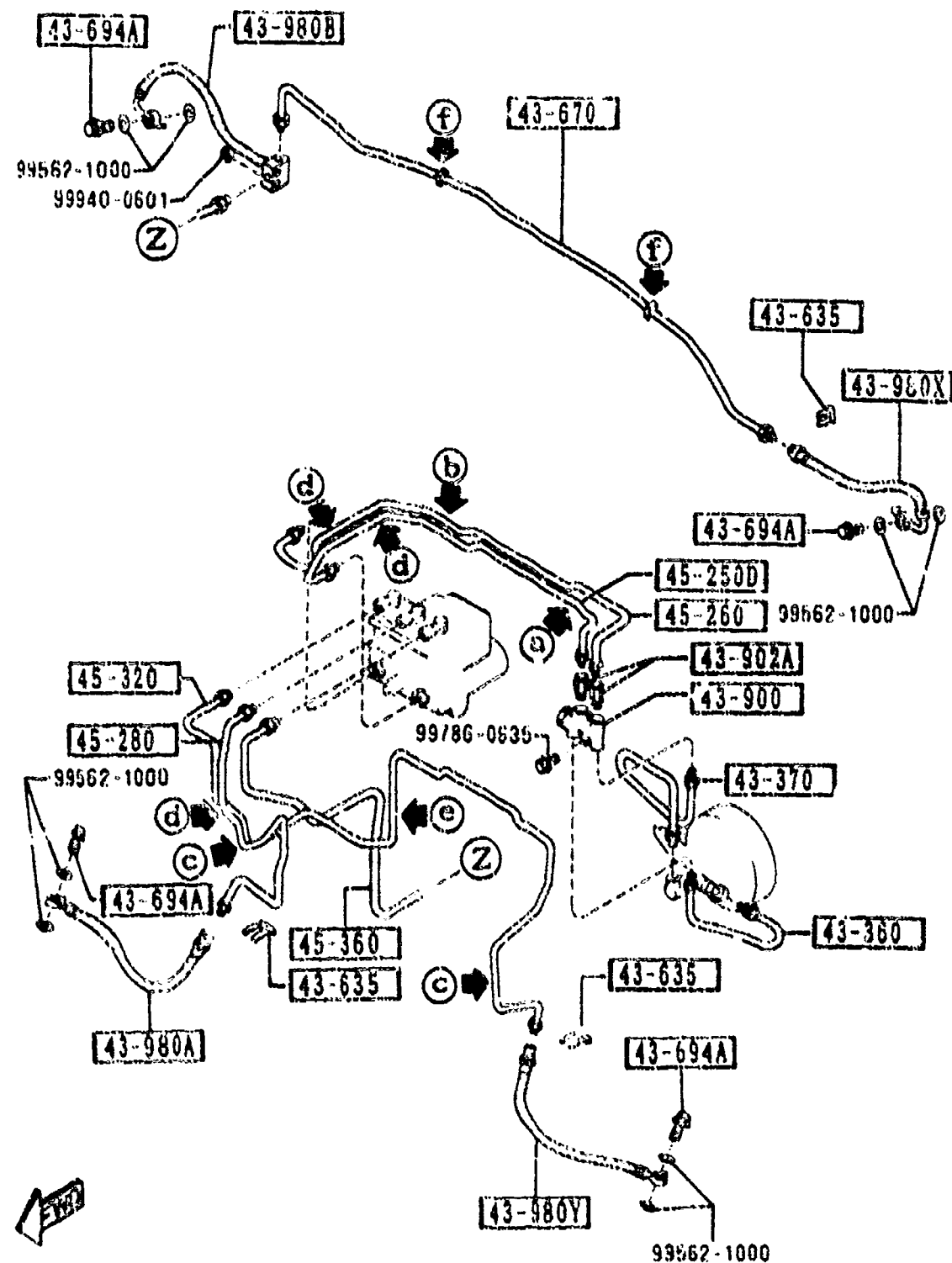
4360 BRAKE PIPINGS
(W/O ANTI LOCK BRAKE SYSTEM)

4360 -2 M BRAKE PIPINGS
(W/O ANTI LOCK BRAKE SYSTEM)



PART NO.	QTY	MODEL / RESTRICTION	MODEL / RESTRICTION	MODEL / RESTRICTION	FROM-TO
45-915A		HOLDER, PIPE			
8001-45-915	2				
45-915B		HOLDER, PIPE			
8001-45-915A	1				
45-916		HOLDER, PIPE			
8001-45-916	1				
45-919		CLIP, PIPE			
8001-45-919B	4				

4360 A BRAKE PIPINGS
(ANTI LOCK BRAKE SYSTEM)



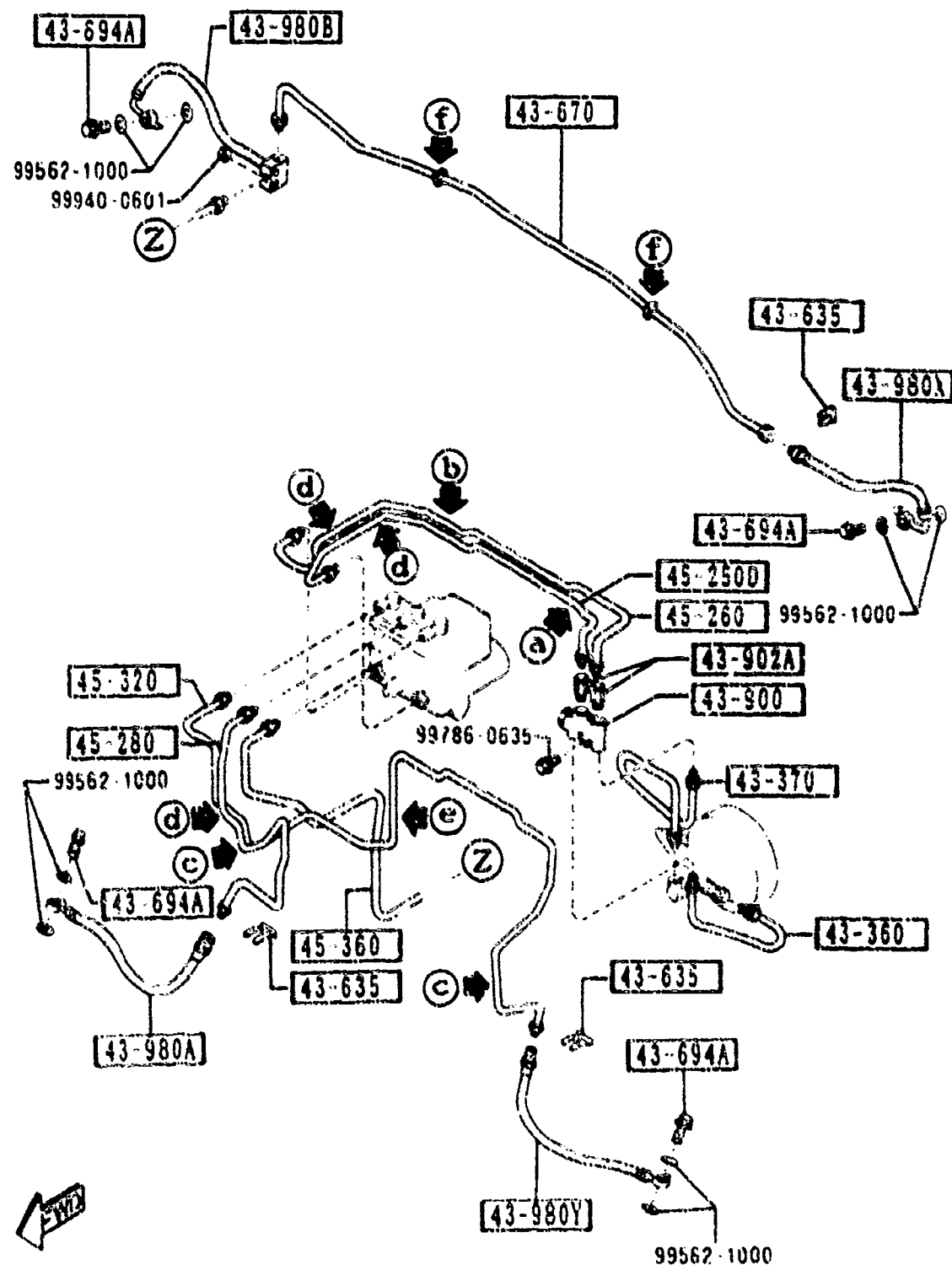
(a)	(b)	(c)	(d)	(e)	(f)
45-910E	45-920	43-607	43-919A	45-919C	45-919

4360 A-1 BRAKE PIPINGS
(ANTI LOCK BRAKE SYSTEM)

PART NO.	QTY	MODEL/RESTRICTION	MODEL/RESTRICTION	MODEL/RESTRICTION	FROM-TO
43-360 NA23-43-360A	1	PIPE, BRAKE			
43-370 NA23-43-370A	1	PIPE, BRAKE			
43-607 G309-43-607	2	CLIP, RR BRAKE PIPE			
43-635 W023-43-635	3	CLIP, FLEXIBLE HOSE			
43-670 NA01-43-670A	1	PIPE, BRAKE-REAR			
43-694A B001-43-694A	4	BOLT, CONNECTOR			
43-900 NA23-43-920A	1	VALVE, DUAL PROPORTIONING			
43-902A NA17-43-902	2	RING 'O'			
43-919A NA20-43-915	3	HOLDER, BRAKE PIPE			
43-980A NA01-43-810A	1	HOSE (R), FLEXIBLE-FRT			
43-980B NA01-43-980	1	HOSE (R), FLEXIBLE-RR			
43-980X NA01-43-990	1	HOSE (L), FLEXIBLE-RR			
43-980Y NA01-43-820A	1	HOSE (L), FLEXIBLE-FRT			
45-250D NA20-43-230C	1	PIPE NO. 1, BRAKE-FRT			

4360 A BRAKE PIPINGS
(ANTI LOCK BRAKE SYSTEM)

4360 A-2 BRAKE PIPINGS
(ANTI LOCK BRAKE SYSTEM)



(a)	(b)	(c)	(d)	(e)	(f)
45-910E	45-920	43-607	43-919A	45-919C	45-919

AUNA03

PART NO.	QTY	MODEL/RESTRICTION	MODEL/RESTRICTION	MODEL/RESTRICTION	FROM-TO
45-260 NA20-45-240C	1	PIPE NO.2, BRAKE-FRT.			
45-280 NA20-45-280B	1	PIPE(R), BRAKE-FRONT			
45-320 NA20-45-320C	1	PIPE(L), BRAKE-FRONT			
45-360 NA20-45-360D	1	PIPE NO.2, BRAKE-REAR			
45-910E NA20-45-910A	1	HOLDER, PIPE			
45-919 B001-45-919B	2	CLIP PIPE			
45-919C G030-45-919	1 (AT)	CLIP, PIPE			
45-919C G030-45-919	2 (MT)	CLIP, PIPE			
45-920 NA20-45-920B	1	BRACKET			

CAT. AUNA03-04

1994-13