


Parts Catalog

Mazda MX-5 MIATA
U.S.A.
(97)



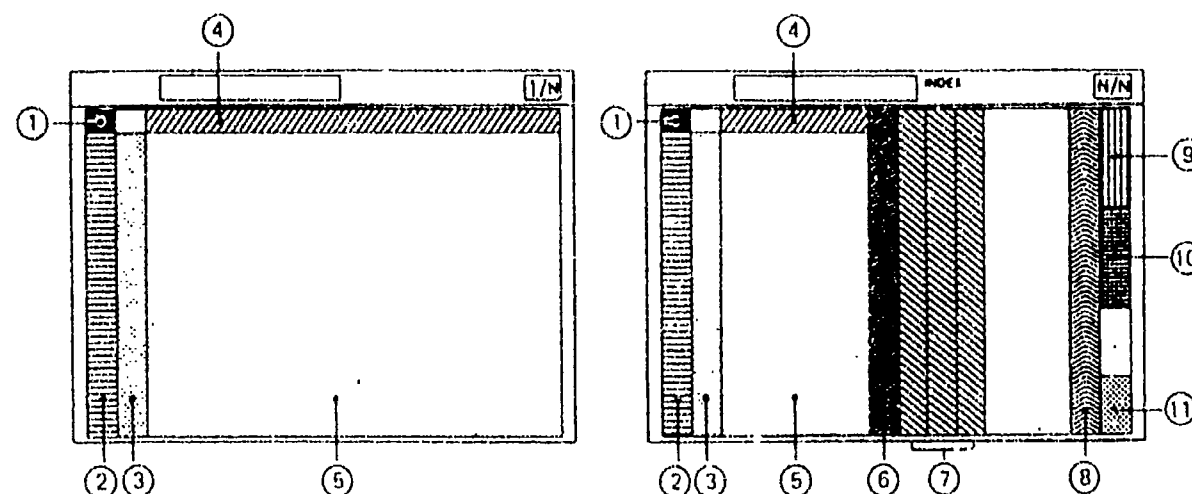
NA35 • -700001~800000

Jul.'98 (FINAL)
Catalog No. AU-NA06-03

mazda
© 1998 Mazda Motor Corporation

LAYOUT OF CONTENTS / DISPOSITION TYPOGRAPHIQUE DE CONTENU / DISPOSICION DEL CONTENIDO / ANORDNUNG DES INHALTS

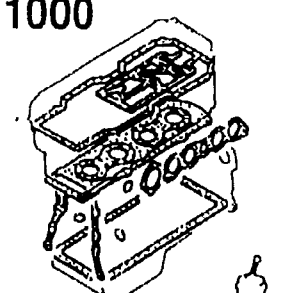
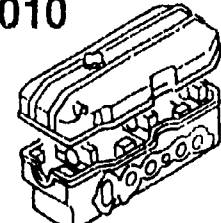
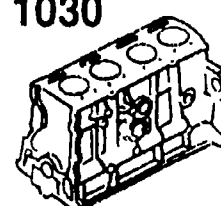
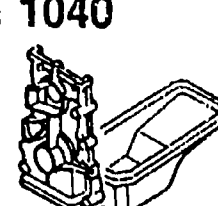
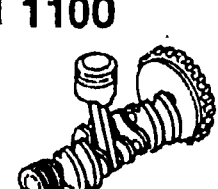

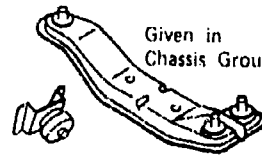
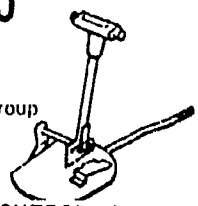
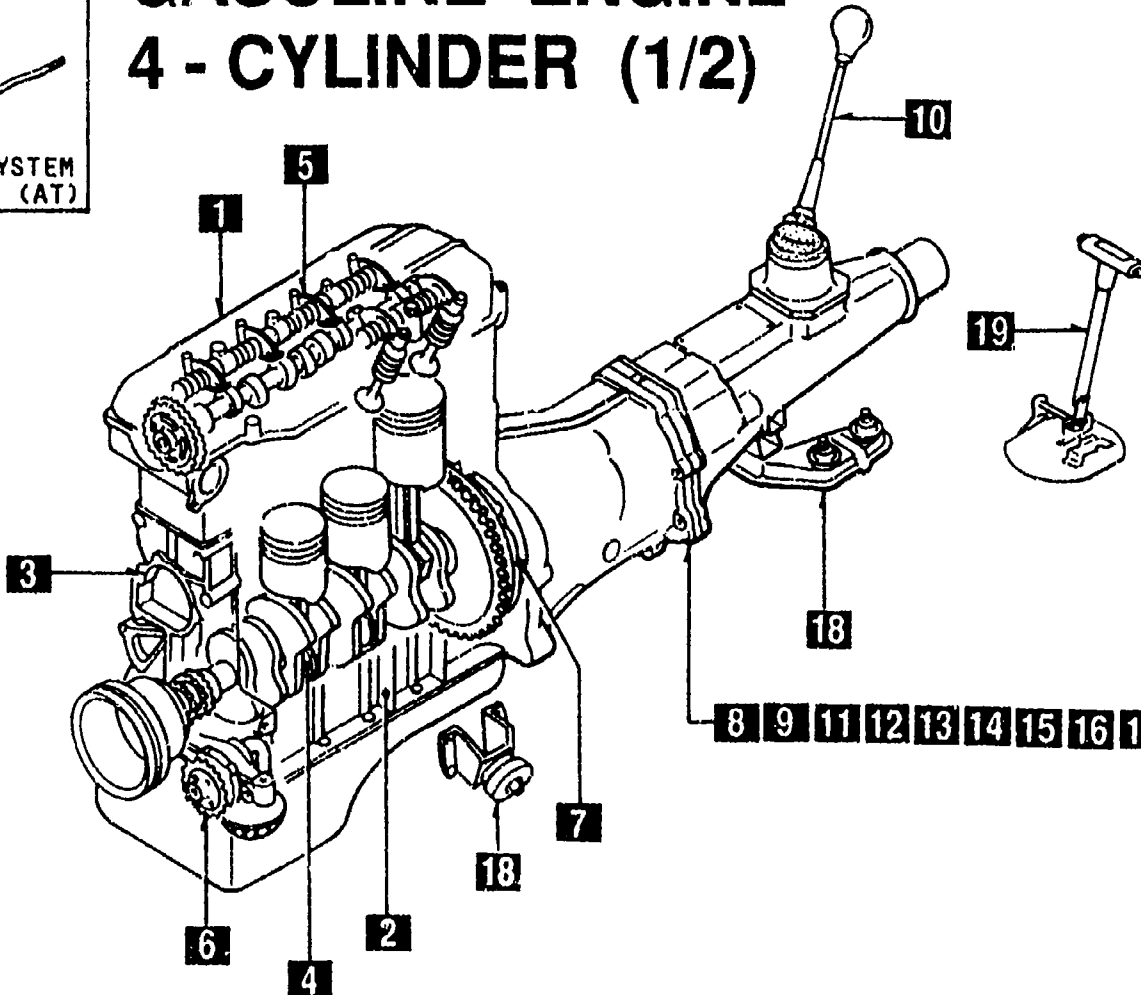

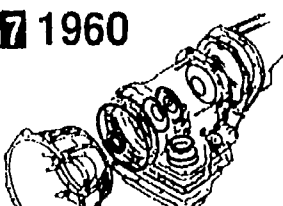
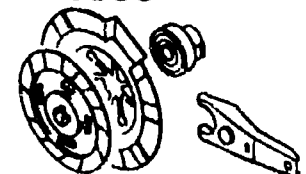

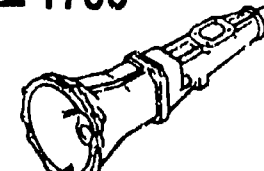
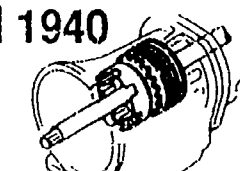
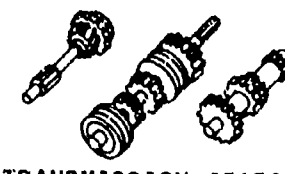
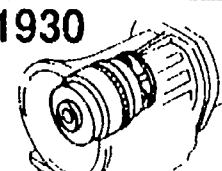

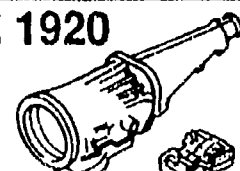

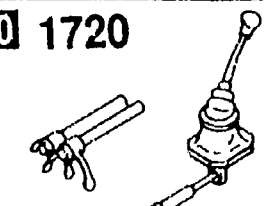
- The following is a typical example of the layout of contents on Mazda microfiche parts catalog.
- Voici un exemple typique de la disposition typographique de contenu dans les microfiches de catalogue des pièces de Mazda.
- El siguiente es un ejemplo típico de la disposición del contenido en una microficha del catálogo de repuestos de Mazda.
- Folgendes ist ein typisches Beispiel der Inhaltsanordnung des Mazda-Mikrofiche-Teilekatalogs.




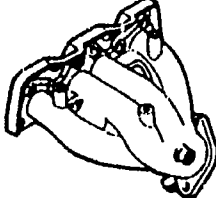

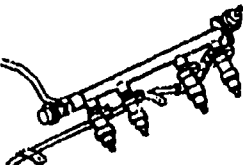

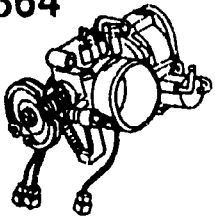
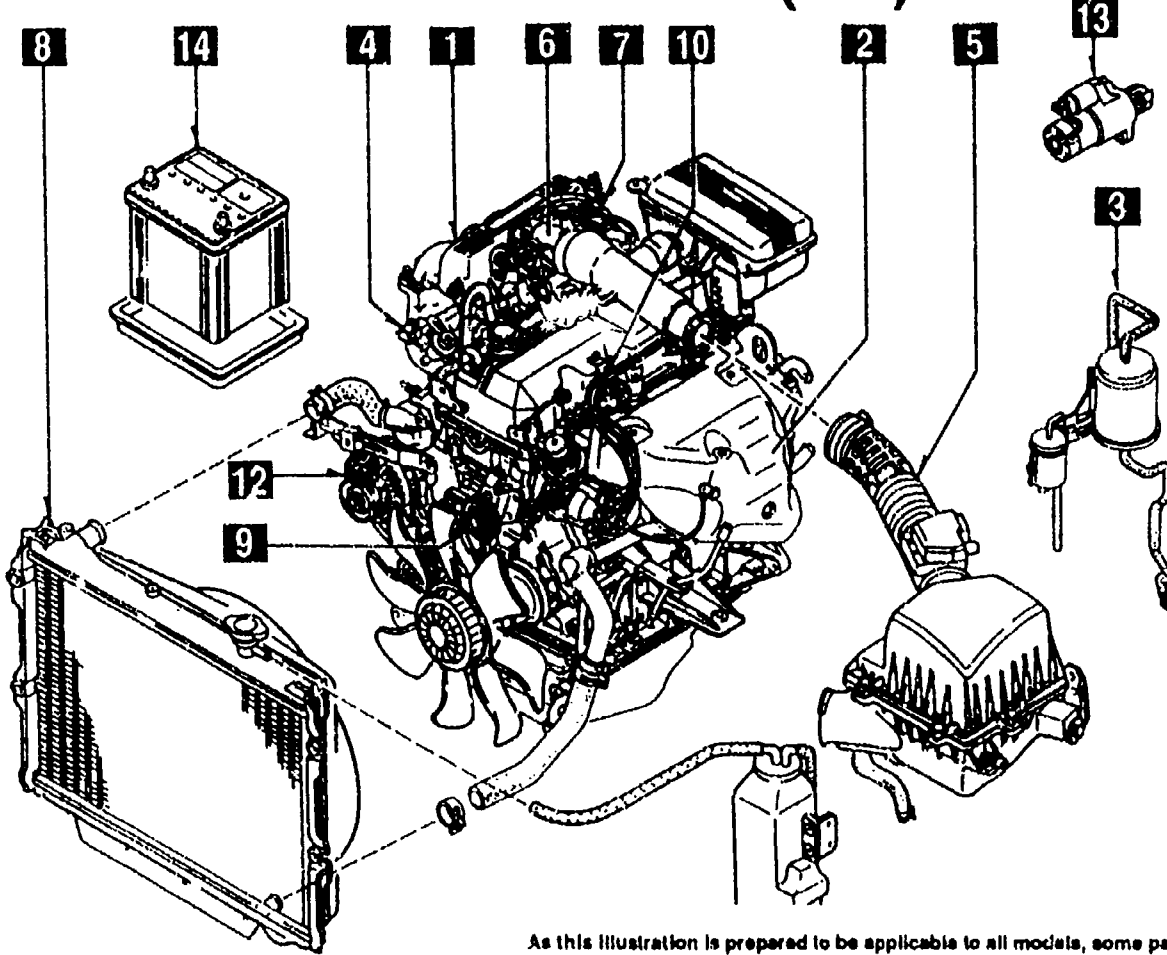

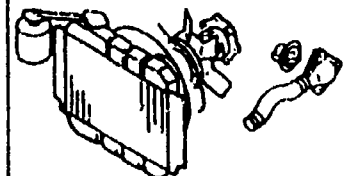

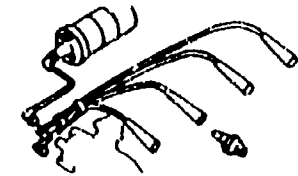
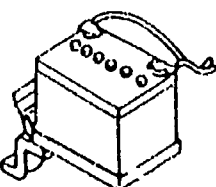

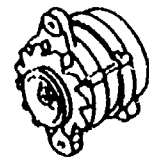
Remark : The items listed under ④ have been deleted from each fiche since Dec. '93

- | | | |
|--|---|---|
| ① • Layout of contents
• Disposition Typographique de Contenu
• Disposición del contenido
• Anordnung des Inhalts | ② • Pictorial Index
• Index par Schémas
• Índice Gráfico
• Illustrierter Index | ③ • Master Section No. Index
• Index des Numéros des Sections Totale
• Índice del Número de la Sección Maestra
• Hauptabschnittsnummer-Index |
| ④ • Section No. Index for the Column
• Index des Numéros des Sections pour les Colonnes
• N° de la Sección para el Índice
• Abschnittsnummer-Index für die Spalte | ⑤ • Illustration & Text
• Illustrations et Textes
• Ilustración y Texto
• Abbildung und Text | ⑥ • Part No. Index
• Index des Numéros des Pièces
• Índice del N° de Pieza
• Teile-Nr.-Index |
| ⑦ • Alphabetical Index
• Index Alphabétique
• Índice Alfabético
• Alphabetischer Index | ⑧ • Model Identification
• Identification des Modèles
• Identificación del Modelo
• Modell-Kennzeichnung | ⑨ • Vehicle Identification System
• Système d'Identification de Véhicule
• Sistema de Identificación de Vehículo
• Fahrzeug-Identifikations-system |

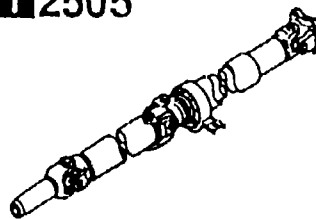





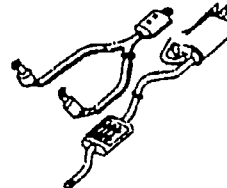
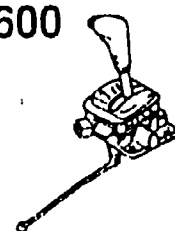

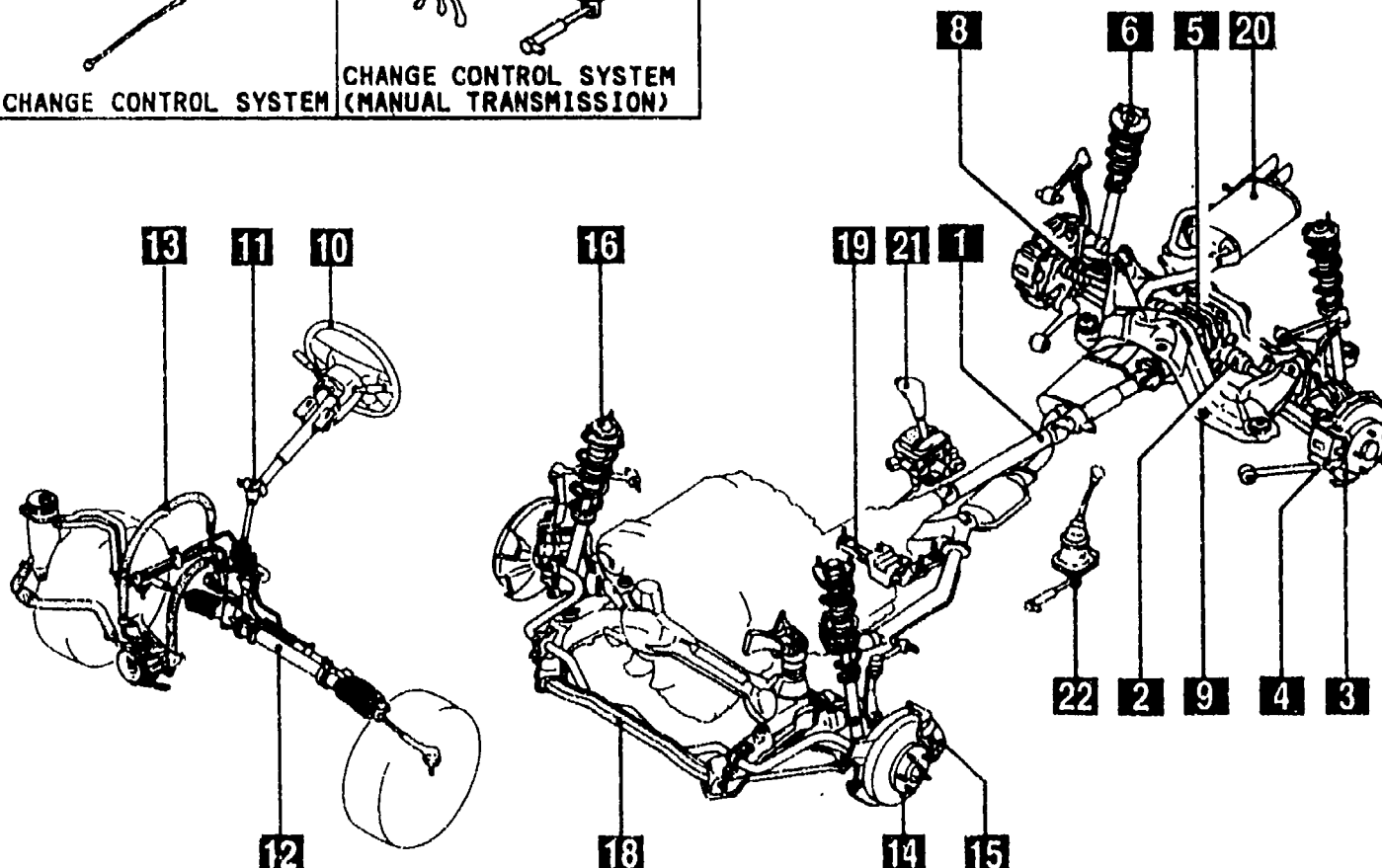
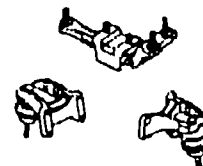




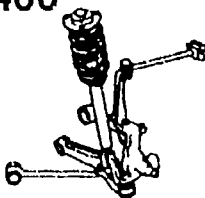


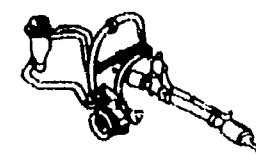


PICTORIAL INDEX

1000  ENGINE & GASKET SETS	1 1010  CYLINDER HEAD & COVER	2 1030  CYLINDER BLOCK	3 1040  OIL PAN & TIMING COVER	4 1100  PISTON, CRANKSHAFT & FLYWHEEL	5 1200  VALVE SYSTEM
18 3900  ENGINE & T/MISSION MOUNTINGS	19 4600  CHANGE CONTROL SYSTEM (AT)	<div>GASOLINE ENGINE 4 - CYLINDER (1/2)</div> 			6 1400  OIL PUMP & FILTER
17 1960  GASKET & SEAL KIT (AUTOMATIC)	7 1600  CLUTCH DISC & COVER (MANUAL)				
16 1950  MANUAL LINKAGE SYSTEM (AUTOMATIC)	8 1700  TRANSMISSION CASE (MANUAL)				
15 1940  GOVERNOR, LOW & REVERSE PISTON (AUTOMATIC)	9 1710  TRANSMISSION GEARS (MANUAL)				
14 1930  CLUTCHES & PLANETARY GEARS (AUTOMATIC)	13 1925  CONTROL VALVE (AUTOMATIC)	12 1920  TRANSMISSION CASE & MAIN CONTROL SYSTEM (AUTOMATIC)	11 1910  TORQUE CONVERTER, OIL PUMP & PIPINGS (AUTOMATIC)	10 1720  CHANGE CONTROL SYSTEM (MANUAL)	

PICTORIAL INDEX





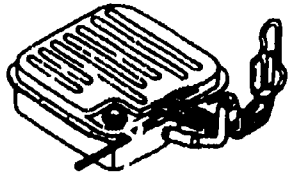

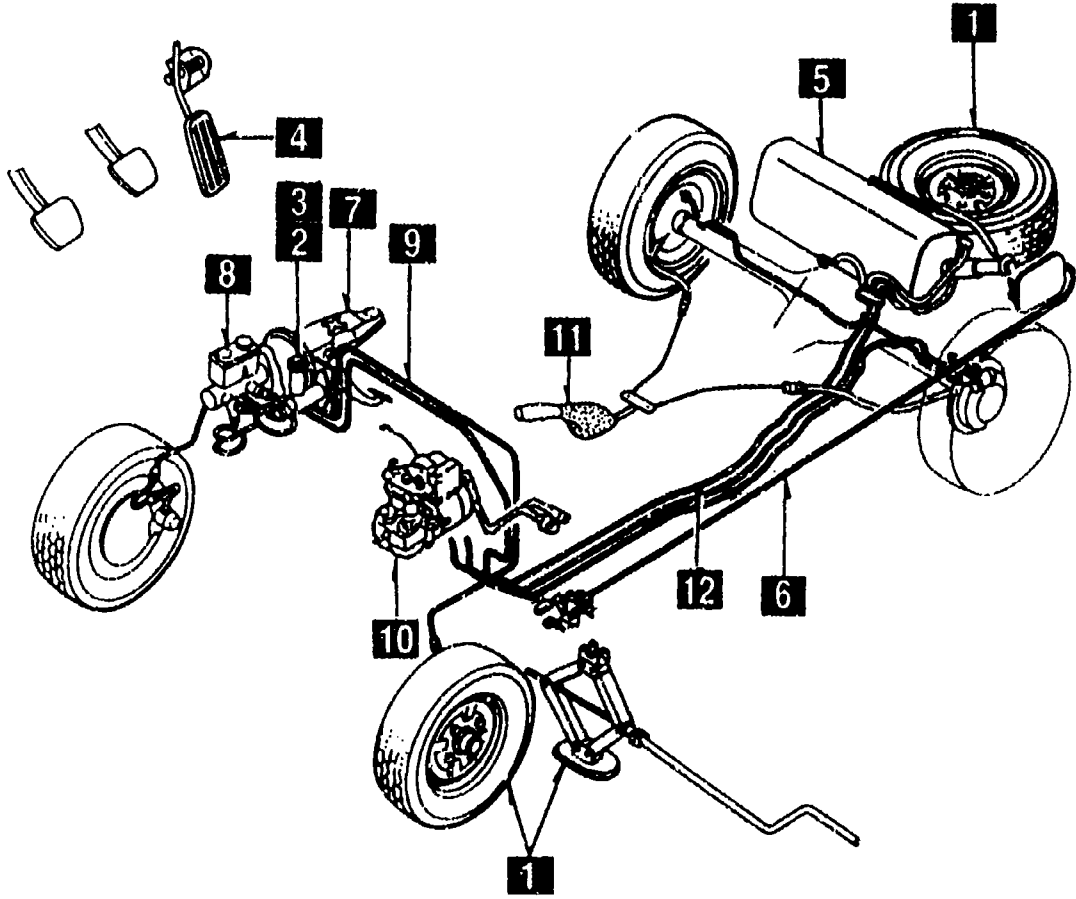
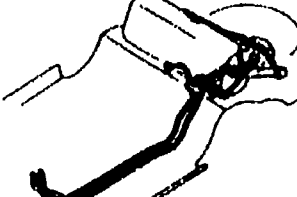

<div>1 1300</div> <div></div> <div>INLET MANIFOLD</div>	<div>2 1310</div> <div></div> <div>EXHAUST MANIFOLD</div>	<div>3 1320</div> <div></div> <div>FUEL SYSTEM</div>	<div>4 1325</div> <div></div> <div>FUEL DISTRIBUTOR</div>	<div>5 1330</div> <div></div> <div>AIR CLEANER</div>	<div>6 1364</div> <div></div> <div>THROTTLE BODY</div>	
<div><div>GASOLINE ENGINE 4 - CYLINDER (2/2)</div><div></div><div>As this illustration is prepared to be applicable to all models, some parts are different in specifications from parts listed in this parts Catalog.</div></div>						<div>7 1370</div> <div></div> <div>EMISSION CONTROL SYSTEM (INLET SIDE)</div>
						<div>8 1500</div> <div></div> <div>COOLING SYSTEM</div>
						<div>9 1580</div> <div></div> <div>BRACKET, PULLEY & BELT</div>
						<div>10 1800</div> <div></div> <div>ENGINE ELECTRICAL SYSTEM</div>
<div>14 1850</div> <div></div> <div>BATTERY</div>		<div>13 1840</div> <div></div> <div>STARTER</div>		<div>12 1830</div> <div></div> <div>ALTERNATOR</div>		
						<div>11</div>




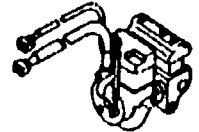
PICTORIAL INDEX

1 2505  REAR PROPELLER SHAFT	2 2550  REAR DRIVE SHAFT	3 2600  REAR AXLE	4 2610  REAR BRAKE MECHANISMS	5 2710  REAR DIFFERENTIALS	6 2800  REAR SUSPENSION MECHANISMS
20 4000  EXHAUST SYSTEM	21 4600  CHANGE CONTROL SYSTEM	22 1720 Given in Engine Group  CHANGE CONTROL SYSTEM (MANUAL TRANSMISSION)	CHASSIS (1/2) 		7
19 3900  ENGINE & T/MISSION MOUNTINGS					8 2810  REAR STABILIZER
18 3410  CROSSMEMBER & STABILIZER					9 2830  REAR LOWER ARMS & SUB FRAME
17					10 3200  STEERING WHEEL
16 3400  FRONT SUSPENSION MECHANISMS	15 3310  FRONT BRAKE MECHANISMS	14 3300  FRONT AXLE	13 3240  POWER STEERING SYSTEM (FRONT)	12 3220  STEERING GEAR	11 3210  STEERING COLUMN & SHAFTS



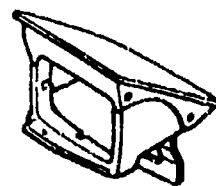
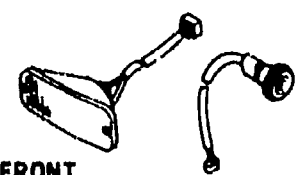

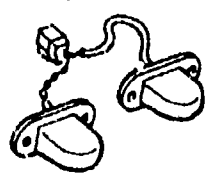
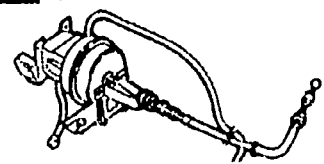
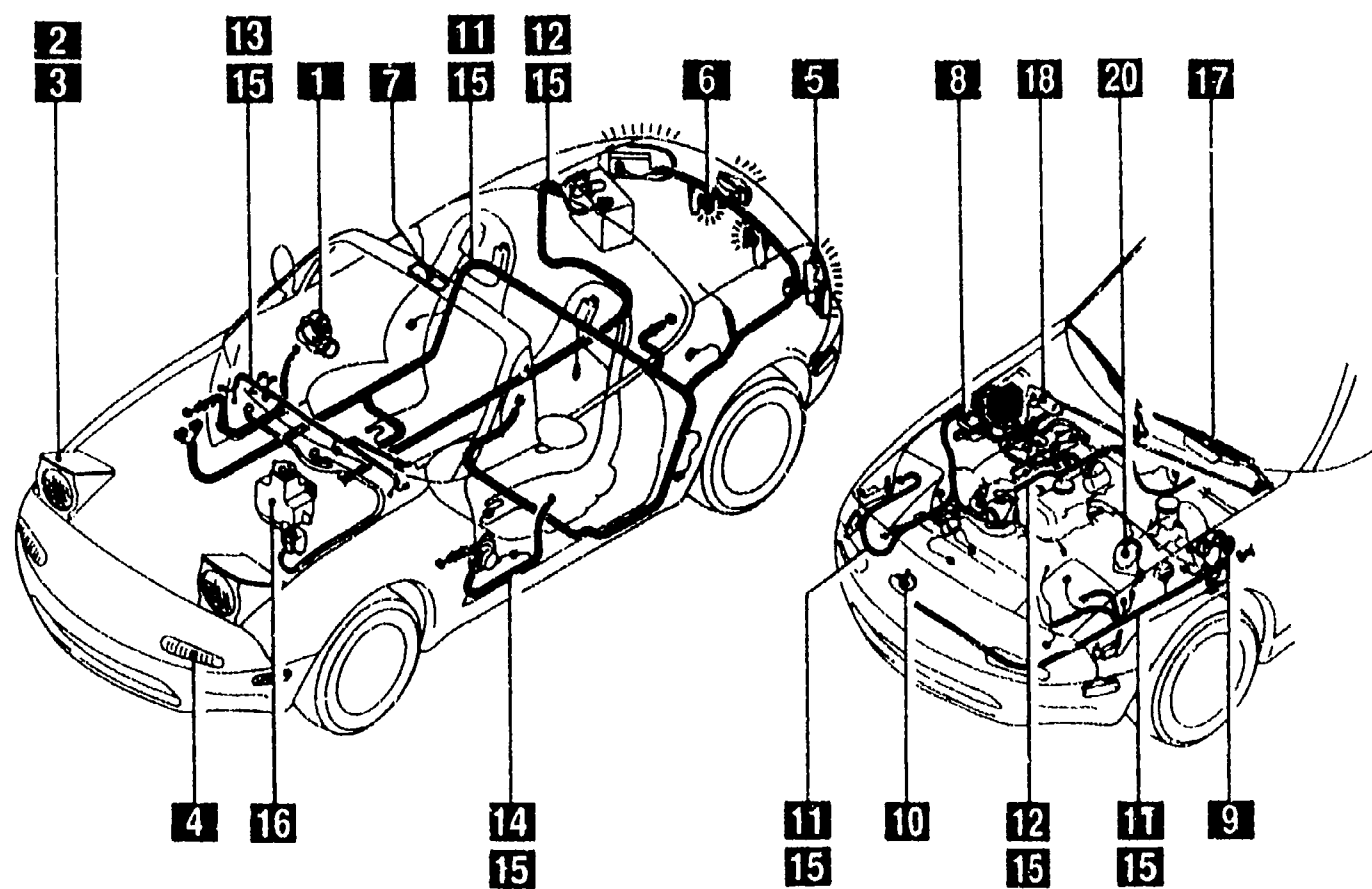

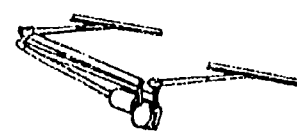
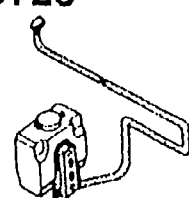
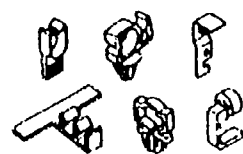

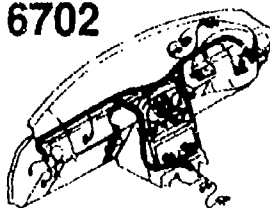





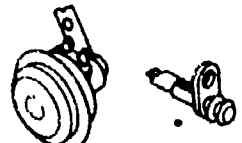
As this illustration is prepared to be applicable to all models, some parts are different in specifications from parts listed in this parts Catalog.

PICTORIAL INDEX

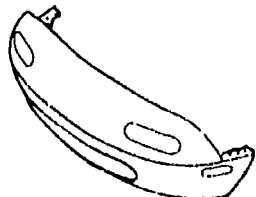

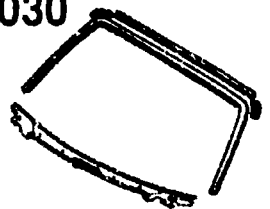

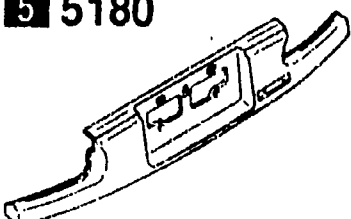

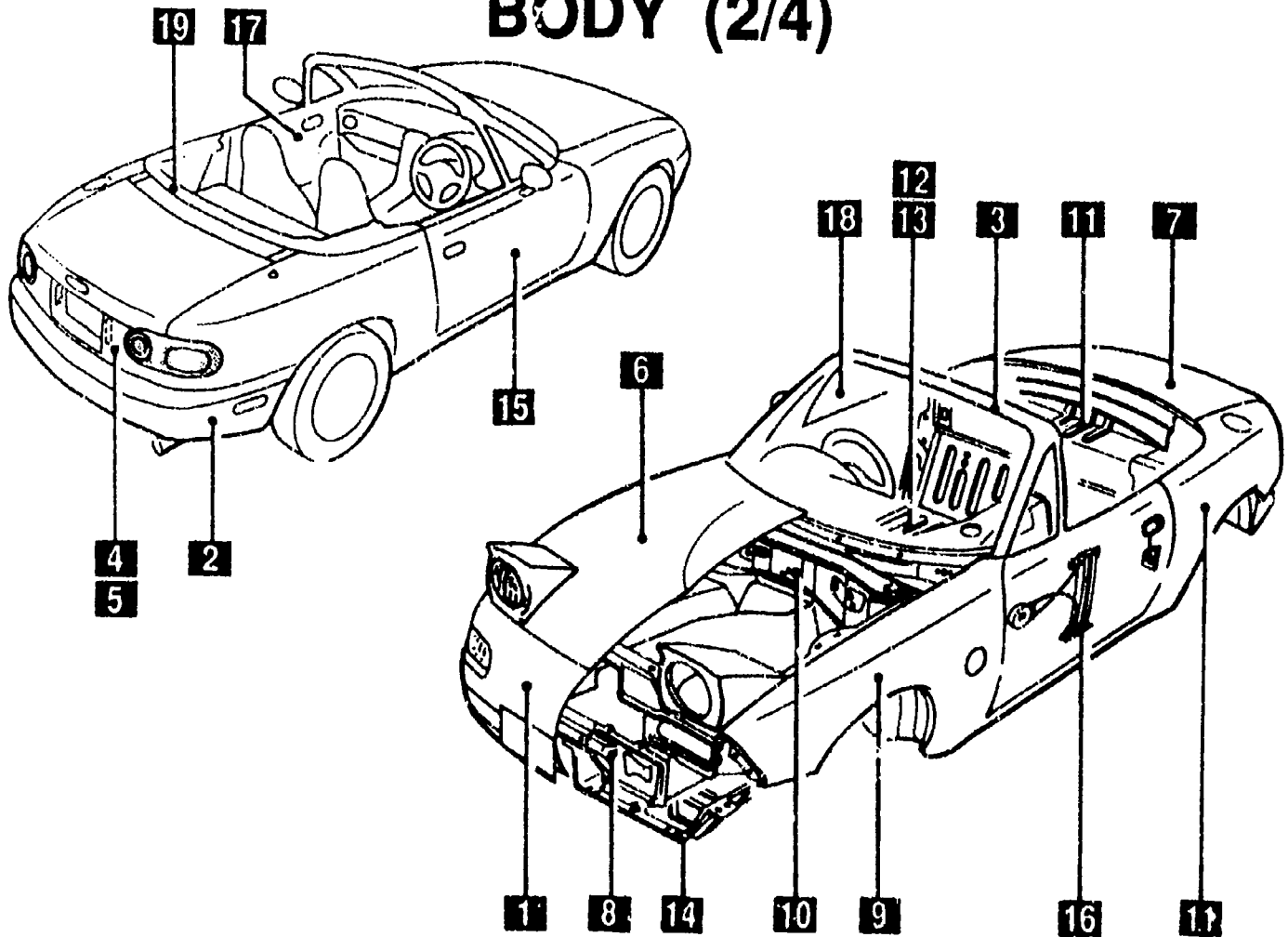
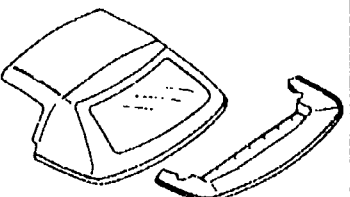


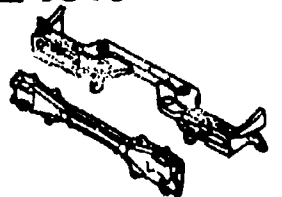
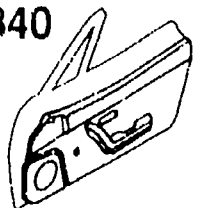

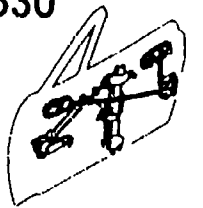

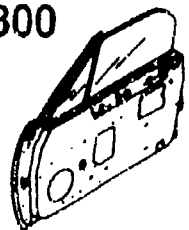
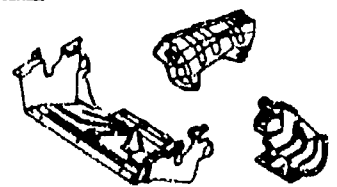
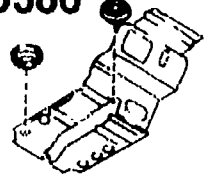
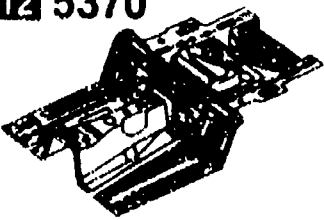
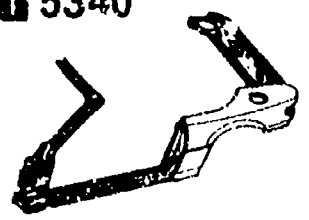
1 3700  TIRES & JACK	2 4140  CLUTCH RELEASE & MASTER CYLINDERS	3 4145  CLUTCH PIPINGS	4 4160  ACCELERATOR CONTROL SYSTEM	5 4200  FUEL TANK	6 4210  FUEL LID OPENER
<div style="text-align: center;"> CHASSIS (2/2)  </div> <p style="text-align: center; font-size: small;">As this illustration is prepared to be applicable to all models, some parts are different in specifications from parts listed in this parts Catalog.</p>					
				12 4500  FUEL PIPINGS	11 4400  PARKING BRAKE SYSTEM

7 4300

CLUTCH & BRAKE PEDALS
8 4340

BRAKE MASTER CYLINDER & POWER BRAKE
9 4360

BRAKE PIPINGS
10 4370

ANTILOCK BRAKE SYSTEM

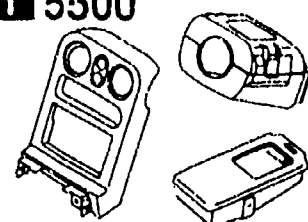
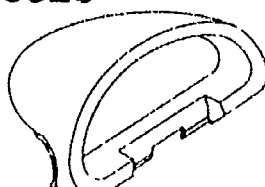
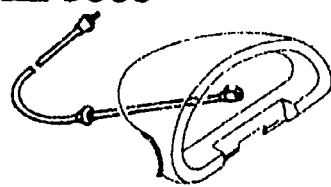
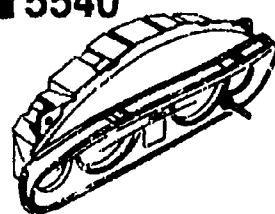
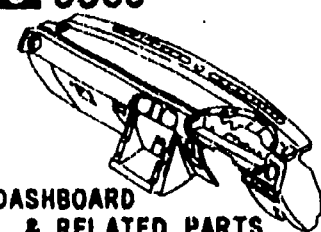
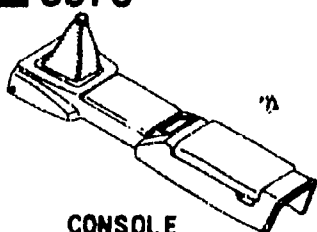
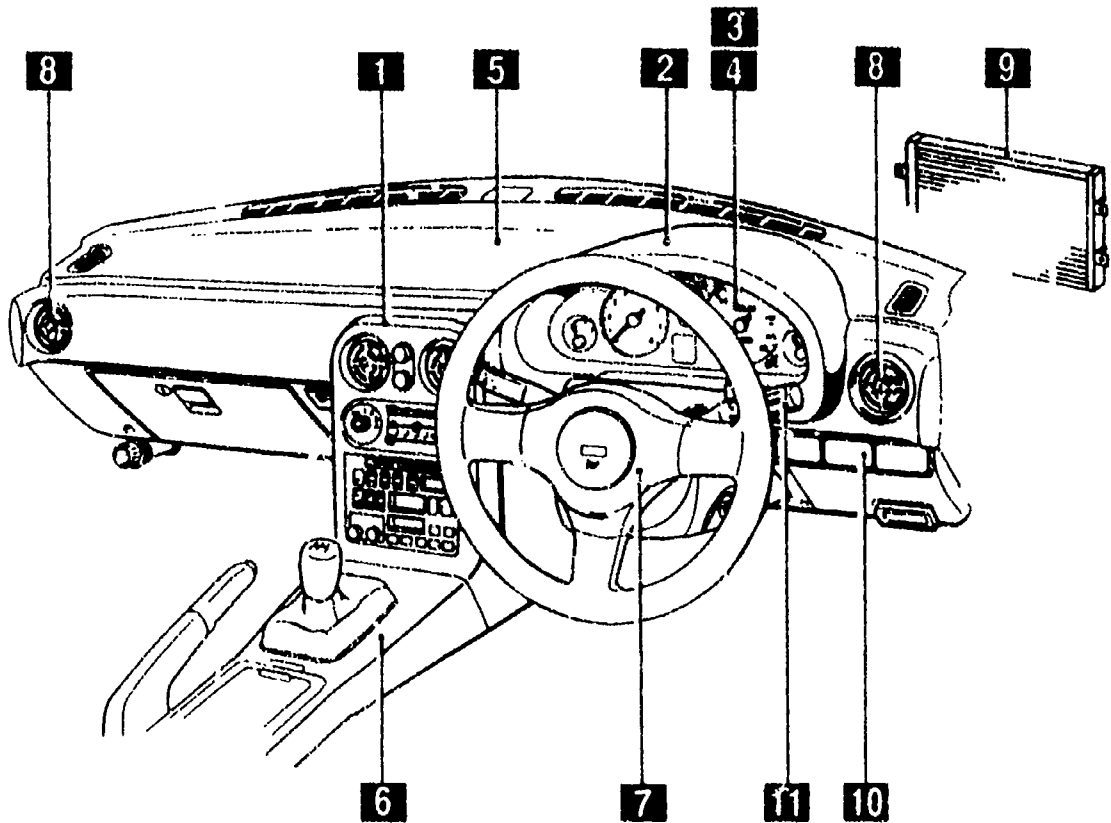

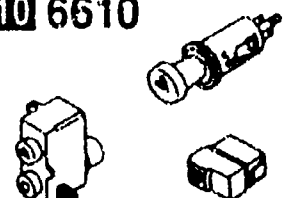
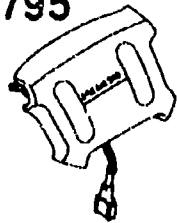

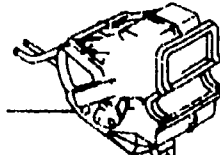


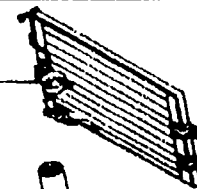



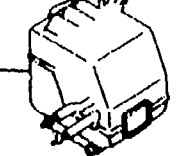
PICTORIAL INDEX

1 0900  KEY SETS	2 5100  HEAD LAMPS	3 5103  HEAD LAMP RETRACTORS	4 5105  FRONT COMBINATION LAMPS	5 5110  REAR COMBINATION LAMPS	6 5120  LICENSE LAMPS
20 6640  AUTO CRUISE CONTROL SYSTEM	<div style="text-align: center;"> BODY (1/4)  </div>				
19					
18 6740  WIPER MOTOR COMPONENTS (FRONT)					
17 6730  WINDSHIELD WIPERS					
16 6720  WINDSHIELD WASHER	15 6704  WIRING HARNESS CLAMPS	14 6703  WIRING HARNESSES (DOOR, FLOOR/CEILING)	13 6702  WIRING HARNESSES (DASHBOARD)	12 6701  WIRING HARNESSES (ENGINE & T/MISSION)	11 6700  WIRING HARNESSES (FRONT & REAR)
		<p style="text-align: center; font-size: small;">As this illustration is prepared to be applicable to all models, some parts are different in specifications from parts listed in this parts Catalog.</p>			
				7 5125  INTERIOR LAMPS	8 6600  SWITCHES & RELAYS (ENGINE)
				9 6630  RELAYS & UNIT (BODY)	10 6635  DOOR SWITCH & HORNS

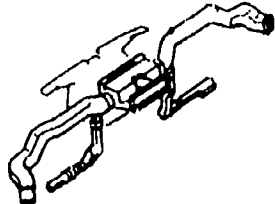

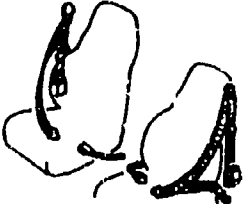
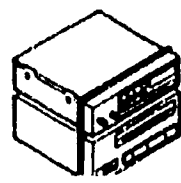
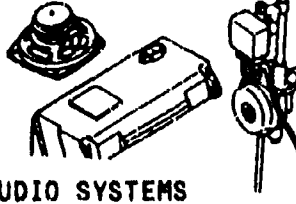

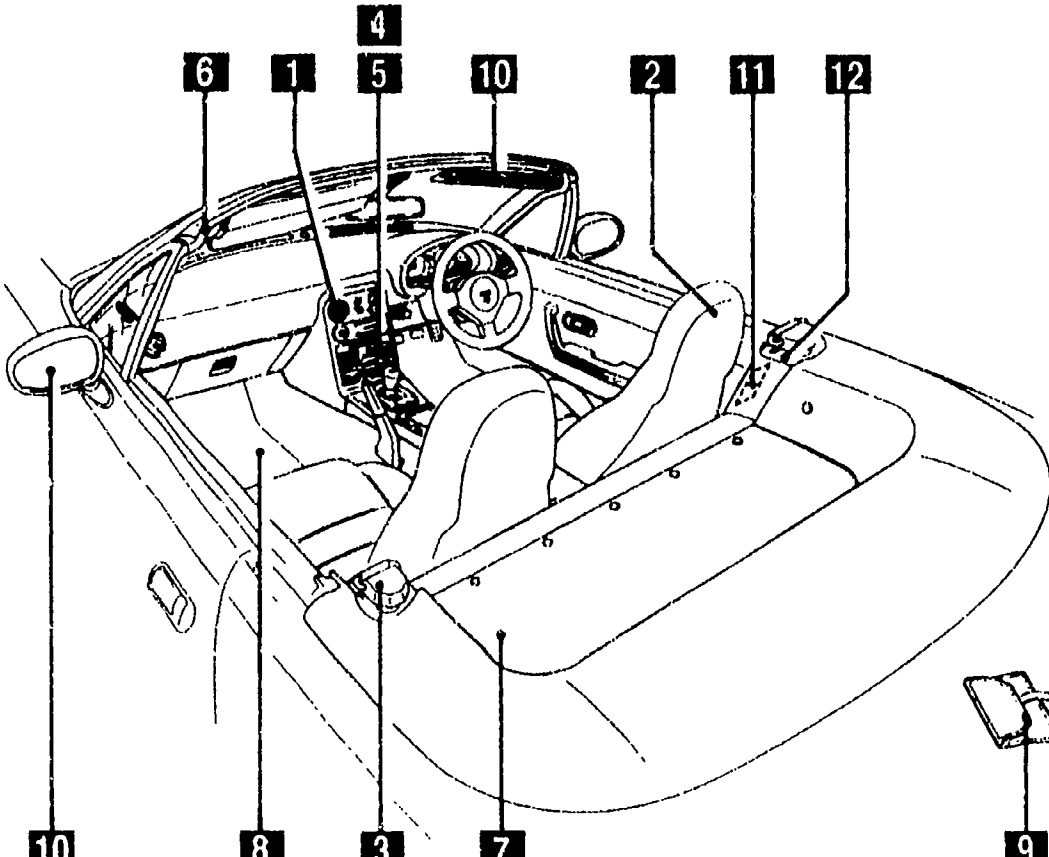

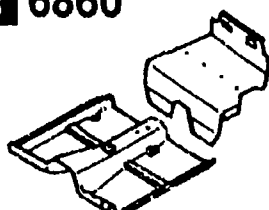

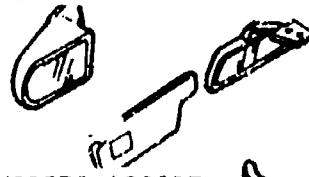


PICTORIAL INDEX

1 5000  FRONT BUMPER	2 5010  REAR BUMPER	3 5030  WINDOW MOULDING & COWL GRILLES	4 5170  ORNAMENTS	5 5180  REAR FINISHER	6 5230  BONNET
BODY (2/4) 					
19 6330  SUNROOF					7 5260  TRUNK LID
18 6300  WINDOW GLASSES					8 5310  FRONT PANELS
17 5840  FRONT DOOR TRIMS & RELATED PARTS					9 5320  FENDER & WHEEL APRON PANELS
16 5830  FRONT DOOR MECHANISMS					10 5330  DASH & COWL PANELS
15 5800  FRONT DOORS	14 5390  FLOOR ATTACHMENTS	13 5380  FLOOR ATTACHMENTS (HOLE COVERS)	12 5370  FLOOR PANELS	11 5340  SIDE PANELS	

PICTORIAL INDEX

<div>1 5500</div> <div></div> <div>DASHBOARD EQUIPMENTS</div>	<div>2 5520</div> <div></div> <div>METER HOOD</div>	<div>3 5530</div> <div></div> <div>SPEEDOMETER CABLE</div>	<div>4 5540</div> <div></div> <div>METER COMPONENTS</div>	<div>5 5560</div> <div></div> <div>DASHBOARD & RELATED PARTS</div>	<div>6 5570</div> <div></div> <div>CONSOLE</div>
<div>BODY (3/4)</div> <div></div> <div>As this illustration is prepared to be applicable to all models, some parts are different in specifications from parts listed in this parts Catalog.</div>					
		<div>11 6611</div> <div></div> <div>COMBINATION SWITCH</div>	<div>10 6610</div> <div></div> <div>DASHBOARD SWITCHES</div>	<div>7 5795</div> <div></div> <div>AIR BAG</div>	
				<div>8</div> <div></div> <div>6115</div> <div></div> <div>6110</div> <div></div> <div>6100</div> <div></div> <div>6120</div> <div>HEATER</div>	
				<div>9</div> <div></div> <div>6130</div> <div></div> <div>6135</div> <div></div> <div>6140</div> <div></div> <div>6150</div> <div></div> <div>AIR CONDITIONER</div>	

PICTORIAL INDEX

<div>1 5580</div> <div></div> <div>VENTILATOR</div>	<div>2 5700</div> <div></div> <div>SEATS</div>	<div>3 5790</div> <div></div> <div>SEAT BELTS</div>	<div>4 6680</div> <div></div> <div>AUDIO SYSTEMS (RADIO & TAPE DECK)</div>	<div>5 6682</div> <div></div> <div>AUDIO SYSTEMS (ANTENNA & SPEAKER)</div>	<div>6 6820</div> <div></div> <div>FRONT HEADER TRIM & PILLAR TRIMS</div>	
<div>BODY (4/4)</div> <div></div> <div>As this illustration is prepared to be applicable to all models, some parts are different in specifications from parts listed in this parts Catalog.</div>						<div>7 6840</div> <div></div> <div>TRIMS & SCUFF PLATES</div>
						<div>8 6860</div> <div></div> <div>FLOOR MATS & PADS</div>
						<div>9 6870</div> <div></div> <div>SERVICE TOOLS</div>
						<div>10 6900</div> <div></div> <div>VISORS, ASSIST HANDLES & MIRRORS</div>
						<div>11 6930</div> <div></div> <div>CAUTION PLATES & LABELS</div>
						<div>12 7250</div> <div></div> <div>QUARTER WINDOW & TRIMS</div>

SECTION NAME INDEX (ENGINE)

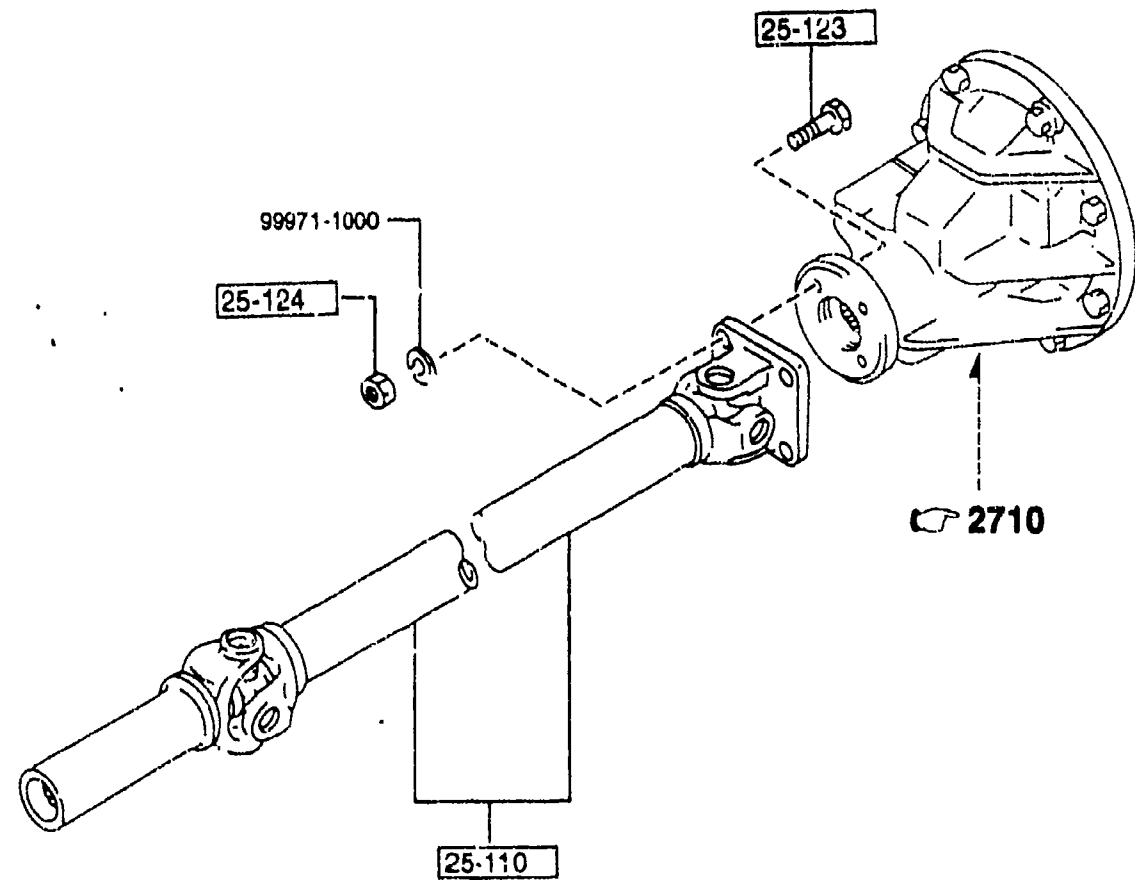
LO.NO	SEC.NO	SECTION NAME	LO.NO	SEC.NO	SECTION NAME	LO.NO	SEC.NO	SECTION NAME
1-C03	1000	ENGINE & GASKET SETS	1-N06	1950	AUTOMATIC TRANSMISSION MANUAL LINKAGE SYSTEM			
1-E03	1010	CYLINDER HEAD & COVER	1-D10	1960	AUTOMATIC TRANSMISSION GASKET & SEAL KIT			
1-G03	1030	CYLINDER BLOCK						
1-H03	1040	OIL PAN & TIMING COVER						
1-J03	1100	PISTON, CRANKSHAFT & FLYWHEEL						
1-M03	1200	VALVE SYSTEM						
1-C04	1300	INLET MANIFOLD						
1-D04	1310	EXHAUST MANIFOLD						
1-E04	1320	FUEL SYSTEM						
1-G04	1325	FUEL DISTRIBUTOR						
1-H04	1330	AIR CLEANER						
1-J04	1364	THROTTLE BODY						
1-K04	1370	EMISSION CONTROL SYSTEM (INLET SIDE)						
1-M04	1400	OIL PUMP & FILTER						
1-C05	1500	COOLING SYSTEM						
1-F05	1580	BRACKET, PULLEY & BELT						
1-C06	1600	CLUTCH DISC & COVER						
1-D06	1700	MANUAL TRANSMISSION CASE						
1-F06	1710	MANUAL TRANSMISSION GEARS						
1-K06	1720	MANUAL TRANSMISSION CHANGE CONTROL SYSTEM						
1-N06	1800	ENGINE ELECTRICAL SYSTEM						
1-D07	1830	ALTERNATOR						
1-F07	1840	STARTER (MT)						
1-H07	1840 A	STARTER (AT)						
1-J07	1850	BATTERY						
1-K07	1910	AUTOMATIC TRANSMISSION TORQUE CONVERTER, OIL PUMP & PIPINGS						
1-N07	1920	AUTOMATIC TRANSMISSION CASE & MAIN CONTROL SYSTEM						
1-H08	1925	AUTOMATIC TRANSMISSION CONTROL VALVE						
1-C09	1930	AUTOMATIC TRANSMISSION CLUTCHES & PLANETARY GEARS						
1-K09	1940	AUTOMATIC TRANSMISSION GOVERNOR, LOW & REVERSE PISTON						

SECTION NAME INDEX (CHASSIS)

LO.NO	SEC.NO	SECTION NAME	LO.NO	SEC.NO	SECTION NAME	LO.NO	SEC.NO	SECTION NAME
2-C03	2505	REAR PROPELLER SHAFT	2-G07	4340 A	BRAKE MASTER CYLINDER & POWER BRAKE (W/ANTI LOCK BRAKE)			
2-D03	2550	REAR DRIVE SHAFT						
2-E03	2600	REAR AXLE	2-I07	4360	BRAKE PIPINGS (W/O ANTI LOCK BRAKE)			
2-F03	2610	REAR BRAKE MECHANISMS						
2-H03	2710	REAR DIFFERENTIALS (NORMAL DIFF.)	2-K07	4360 A	BRAKE PIPINGS (W/ANTI LOCK BRAKE)			
2-L03	2710 A	REAR DIFFERENTIALS (LIMITED SLIP DIFF.)	2-C08	4370	ANTILOCK BRAKE SYSTEM			
2-D04	2800	REAR SUSPENSION MECHANISMS	2-F08	4400	PARKING BRAKE SYSTEM			
2-E04	2810	REAR STABILIZER	2-H08	4500	FUEL PIPINGS			
2-F04	2830	REAR LOWER ARMS & SUB FRAME	2-J08	4600	CHANGE CONTROL SYSTEM (AT)			
2-H04	3200	STEERING WHEEL						
2-I04	3210	STEERING COLUMN & SHAFTS						
2-J04	3220	STEERING GEAR (W/O POWER STEERING)						
2-L04	3220 A	STEERING GEAR (W/POWER STEERING)						
2-N04	3240	POWER STEERING SYSTEM						
2-D05	3300	FRONT AXLE						
2-F05	3310	FRONT BRAKE MECHANISMS						
2-G05	3400	FRONT SUSPENSION MECHANISMS						
2-J05	3410	CROSSMEMBER & STABILIZER						
2-K05	3700	TIRES & JACK						
2-C06	3900	ENGINE & T/MISSION MOUNTINGS						
2-D06	4000	EXHAUST SYSTEM						
2-E06	4140	MANUAL TRANSMISSION CLUTCH REL EASE & MASTER CYLINDERS						
2-F06	4145	MANUAL TRANSMISSION CLUTCH PIP INGS						
2-G06	4160	ACCELERATOR CONTROL SYSTEM						
2-H06	4200	FUEL TANK						
2-K06	4210	FUEL LID OPENER						
2-L06	4300	MANUAL TRANSMISSION CLUTCH & B RAKE PEDALS						
2-C07	4300A	AUTOMATIC TRANSMISSION BRAKE P EDAL						
2-E07	4340	BRAKE MASTER CYLINDER & POWER BRAKE (W/O ANTI LOCK BRAKE)						

SECTION NAME INDEX (BODY)

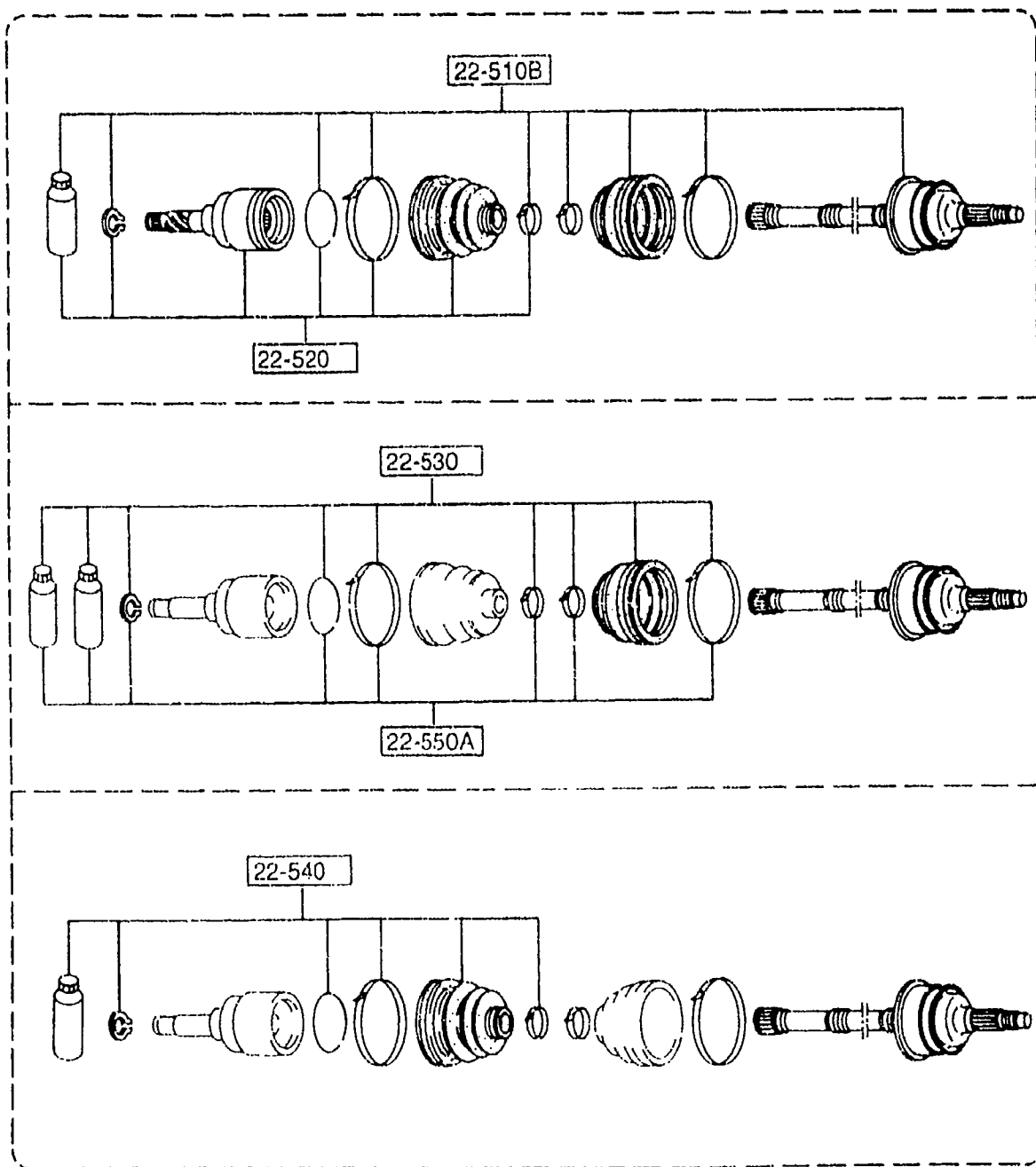
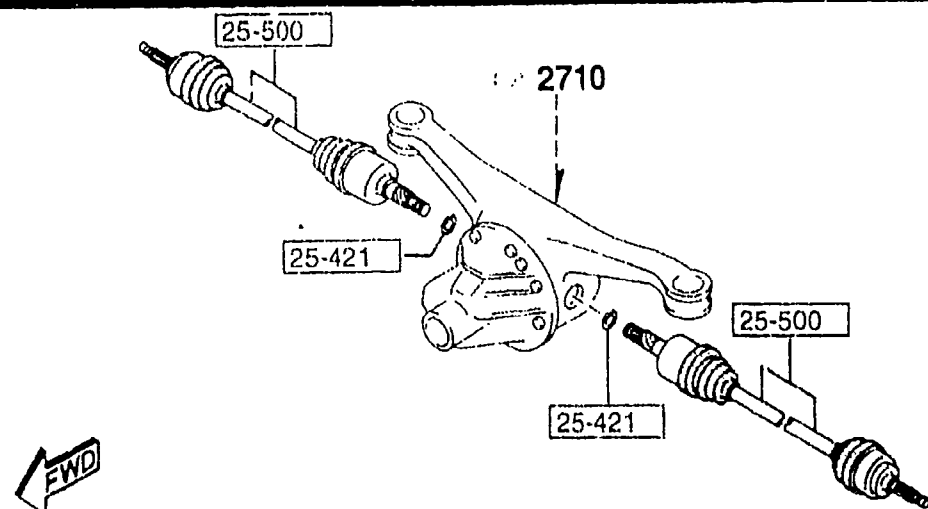
LO.NO	SEC.NO	SECTION NAME	LO.NO	SEC.NO	SECTION NAME	LO.NO	SEC.NO	SECTION NAME
2-C10	0900	KEY SETS	3-C04	6100	HEATER	3-L09	6900	SUN VISORS, ASSIST HANDLES & MIRRORS
2-E10	5000	FRONT BUMPER	3-D04	6110	HEATER UNIT COMPONENTS	3-C10	6930	CAUTION PLATES & LABELS
2-H10	5010	REAR BUMPER	3-E04	6115	HEATER CONTROL COMPONENTS	3-E10	7250	QUARTER WINDOW & TRIMS
2-J10	5030	WINDOW MOULDING & COWL GRILLES	3-F04	6120	HEATER BLOWER COMPONENTS			
2-K10	5100	HEAD LAMPS	3-G04	6130	AIR CONDITIONER			
2-L10	5103	HEAD LAMP RETRACTORS	3-L04	6135	AIR CONDITIONING COOLING PIPE O-RING			
2-C11	5105	FRONT COMBINATION LAMPS	3-M04	6140	AIR CONDITIONING COMPRESSOR COMPONENTS			
2-E11	5110	REAR COMBINATION LAMPS	3-C05	6150	AIR CONDITIONING COOLING UNIT			
2-I11	5120	LICENSE LAMPS	3-D05	6300	WINDOW GLASSES			
2-J11	5125	INTERIOR LAMPS	3-E05	6330	SUN ROOF			
2-K11	5170	ORNAMENTS	3-F06	6600	ENGINE SWITCHES & RELAYS			
2-L11	5180	REAR FINISHER	3-K06	6610	DASHBOARD SWITCHES			
2-M11	5230	BONNET	3-M06	6611	COMBINATION SWITCH			
2-C12	5260	TRUNK LID	3-N06	6630	BODY RELAYS & UNIT			
2-D12	5310	FRONT PANELS	3-D07	6635	DOOR SWITCH & HORNS			
2-E12	5320	FENDER & WHEEL APRON PANELS	3-E07	6640	AUTO CRUISE CONTROL SYSTEM			
2-H12	5330	DASH & COWL PANELS	3-F07	6680	AUDIO SYSTEMS (RADIO & TAPE DECK)			
2-I12	5340	SIDE PANELS	3-I07	6682	AUDIO SYSTEMS (ANTENNA & SPEAKER)			
2-C13	5370	FLOOR PANELS	3-L07	6700	FRONT & REAR WIRING HARNESSSES			
2-F13	5380	FLOOR ATTACHMENTS (HOLE COVERS)	3-C08	6701	ENGINE & TRANSMISSION WIRING HARNESSSES			
2-H13	5390	FLOOR ATTACHMENTS	3-E08	6702	DASHBOARD WIRING HARNESSSES			
2-C14	5500	DASHBOARD EQUIPMENTS	3-F08	6703	DOOR, FLOOR & CEILING WIRING HARNESSSES			
2-E14	5520	METER HOOD	3-G08	6704	WIRING HARNESS CLAMPS			
2-F14	5530	SPEEDOMETER CABLE	3-J08	6720	WINDSHIELD WASHER (W/O ANTI LOCK BRAKE)			
2-G14	5540	METER COMPONENTS	3-L08	6720 A	WINDSHIELD WASHER (W/ANTI LOCK BRAKE)			
2-I14	5560	DASHBOARD & RELATED PARTS	3-C09	6730	WINDSHIELD WIPERS			
2-L14	5570	CONSOLE	3-E09	6740	WIPER MOTOR COMPONENTS			
2-D15	5580	VENTILATOR	3-F09	6820	FRONT HEADER TRIM & PILLAR TRIMS			
2-F15	5700	SEATS	3-G09	6840	TRIMS & SCUFF PLATES			
2-H16	5790	SEAT BELTS	3-I09	6860	FLOOR MATS & PADS			
2-I16	5795	AIR BAG	3-K09	6870	SERVICE TOOLS			
2-J16	5800	FRONT DOORS						
3-C03	5830	FRONT DOOR MECHANISMS						
3-G03	5840	FRONT DOOR TRIMS & RELATED PARTS						



PART NO.	QTY	MODEL/RESTRICTION	MODEL/RESTRICTION	MODEL/RESTRICTION	FROM-TO
25-110		SHAFT, PROPELLER-RR			
MMF04-25-100	1				
25-123		BOLT			
P011-25-123	4				
25-124		NUT			
1368-25-124	4				

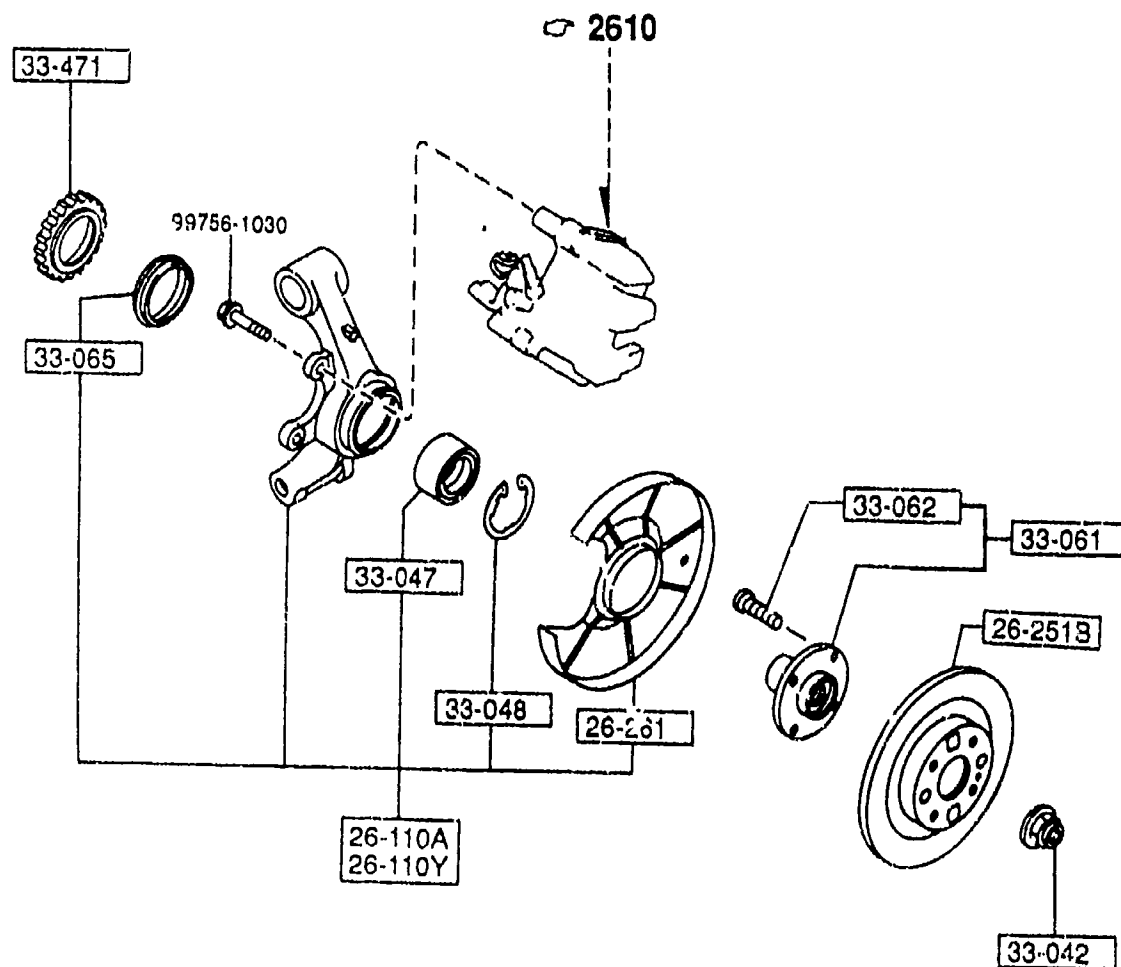


2550 REAR DRIVE SHAFT



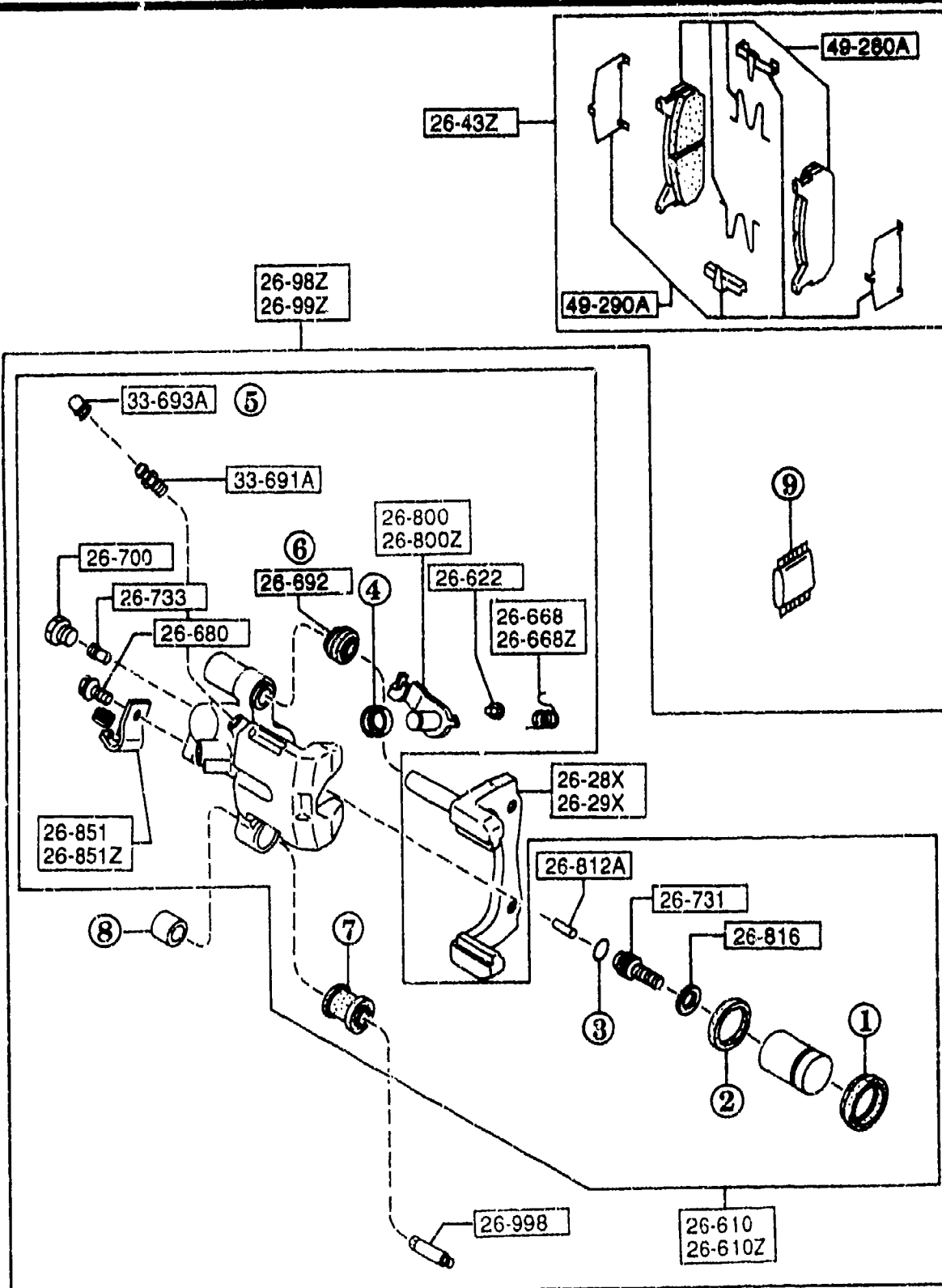
2550 -1 * REAR DRIVE SHAFT

PART NO.	QTY	MODEL/RESTRICTION	MODEL/RESTRICTION	MODEL/RESTRICTION	FROM-TO
22-510B		JOINT SET, OUTER			
MD02-22-510A	2	(W/O A. LOCK BRAKE)			-6B01
MD03-22-510A	2	(W/A. LOCK BRAKE)			6B01-
MD03-22-510B	2	(W/A. LOCK BRAKE)			
22-520		JOINT SET, INNER			
MD02-22-520A	2				
22-530		BOOT SET, OUTER JOINT			
MD090-22-530	2				
22-540		BOOT SET, INNER JOINT			
MD090-22-540	2				
22-550A		CLIP SET, DRIVE SHAFT			
MD090-22-550	2				
25-421		CLIP			
G003-25-421	2				
25-500		SHAFT, DRIVE			
MD02-25-500B	2	(W/O A. LOCK BRAKE)			-6B01
MD03-25-500B	2	(W/A. LOCK BRAKE)			6B01-
C (MD03-25-500C)					
MD03-25-500C	2	(W/A. LOCK BRAKE)			
MD03-25-500B			6B01 NA35*V-723096		
C MD03-25-500C	1				
BC4C-33-471	1				



PART NO.	QTY	MODEL/RESTRICTION	MODEL/RESTRICTION	MODEL/RESTRICTION	FROM-TO
26-110A		KNUCKLE(R), REAR			
NA75-26-130	1	(W/O A. LOCK BRAKE)			
NA80-26-130	1	(W/A. LOCK BRAKE)			
26-110Y		KNUCKLE(L), REAR			
NA75-26-140	1	(W/O A. LOCK BRAKE)			
NA80-26-140	1	(W/A. LOCK BRAKE)			
26-251B		PLATE, DISC			
BR74-26-251B	2				-7601
A (BR74-26-251D)					7601-7901
*BR74-26-251D	2				7901-
A (BR74-26-251E)					
*BR74-26-251E	2				
26-261		COVER, DUST			
B530-26-261B	2				
33-042		NUT			
D06Y-33-042	2	W/WASHER			
33-047		BEARING, WHEEL			
B455-33-047C	2				
33-048		RING, RETAINING-DISC PLATE			
H260-33-048	2				
33-061		HUB, WHEEL			
B01A-33-060A	2				
33-062		BOLT, HUB			
B01Y-33-062	8				
33-065		SEAL, OIL-AXLE			
G304-33-065	2				
33-471		ROTOR, SENSOR-FRT A.B.			
BC4C-33-471	2	(W/A. LOCK BRAKE)			

7601 NA35*V-737527
7901 NA35*V-739040



NOTE

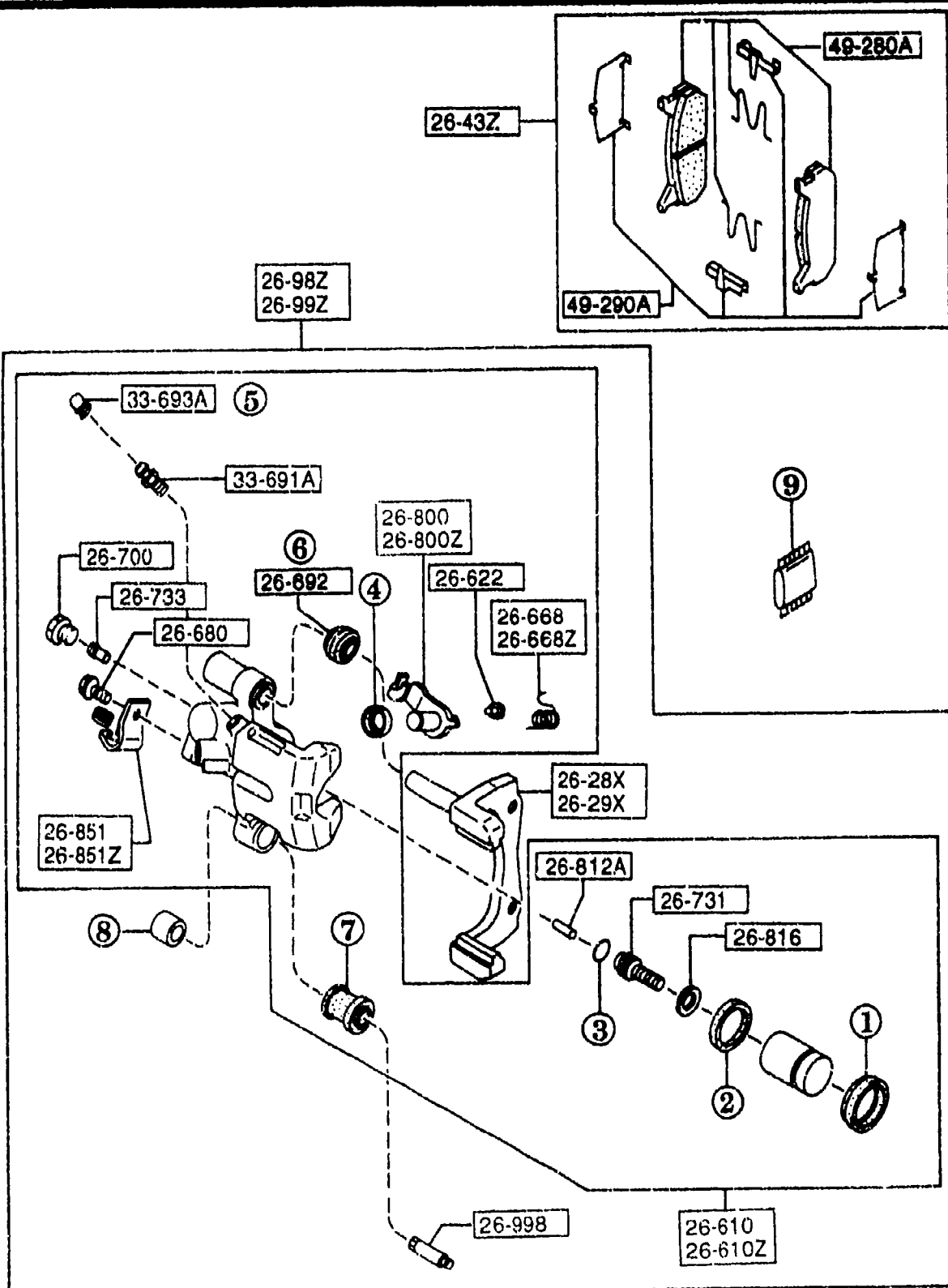
① ... ⑨ ⇨ 26-46Z

THE D-CODE OF 26-46Z CONSISTS OF
FIGURE NUMBERS ① THROUGH ⑨.

THOUGH ILLUSTRATIONS OF D-CODE 26-43Z, 26-46Z, 49-280A AND 49-290A ARE FOR
LEFT SIDE ONLY, QUANTITIES OF THESE D-CODES IN THE TEXT ARE FOR ONE VEHICLE.

PART NO.	QTY	MODEL/RESTRICTION	MODEL/RESTRICTION	MODEL/RESTRICTION	FROM-10
26-28X NA75-26-28X	1	SUPPORT(R), MOUNTING			
26-29X NA75-26-29X	1	SUPPORT(L), MOUNTING			
26-43Z NA75-26-43ZA	1	PAD SET, RR CALIPER			
26-46Z NA71-26-46ZA	1	SEAL & BOOT SET, CAL. -RR			
26-610 NA75-26-61XB	1	BODY & PISTON(R), CAL IPER			
26-610Z NA75-26-71XB	1	BODY & PISTON(L), CAL IPER			
26-622 BW0H-26-696	2	PIN, STOPPER-RR CALIP ER			
26-668 BW0H-26-668	1	SPRING(R), LEVER			
26-668Z BW0H-26-669	1	SPRING(L), LEVER			
26-680 BW0H-26-680	2	BOLT			
26-692 *GAZE-26-692	2	BOOT, GUIDE PIN			
26-700 BW0H-26-700	2	PLUG, SCREW			
26-731 NA75-26-731	2	SPINDLE, ADJUSTER			
26-733 BW0H-26-733	2	GEAR, ADJUST			

2610 REAR BRAKE MECHANISMS



NOTE

① ... ⑨ ⇒ 26-46Z

THE D-CODE OF 26-46Z CONSISTS OF
FIGURE NUMBERS ① THROUGH ⑨.

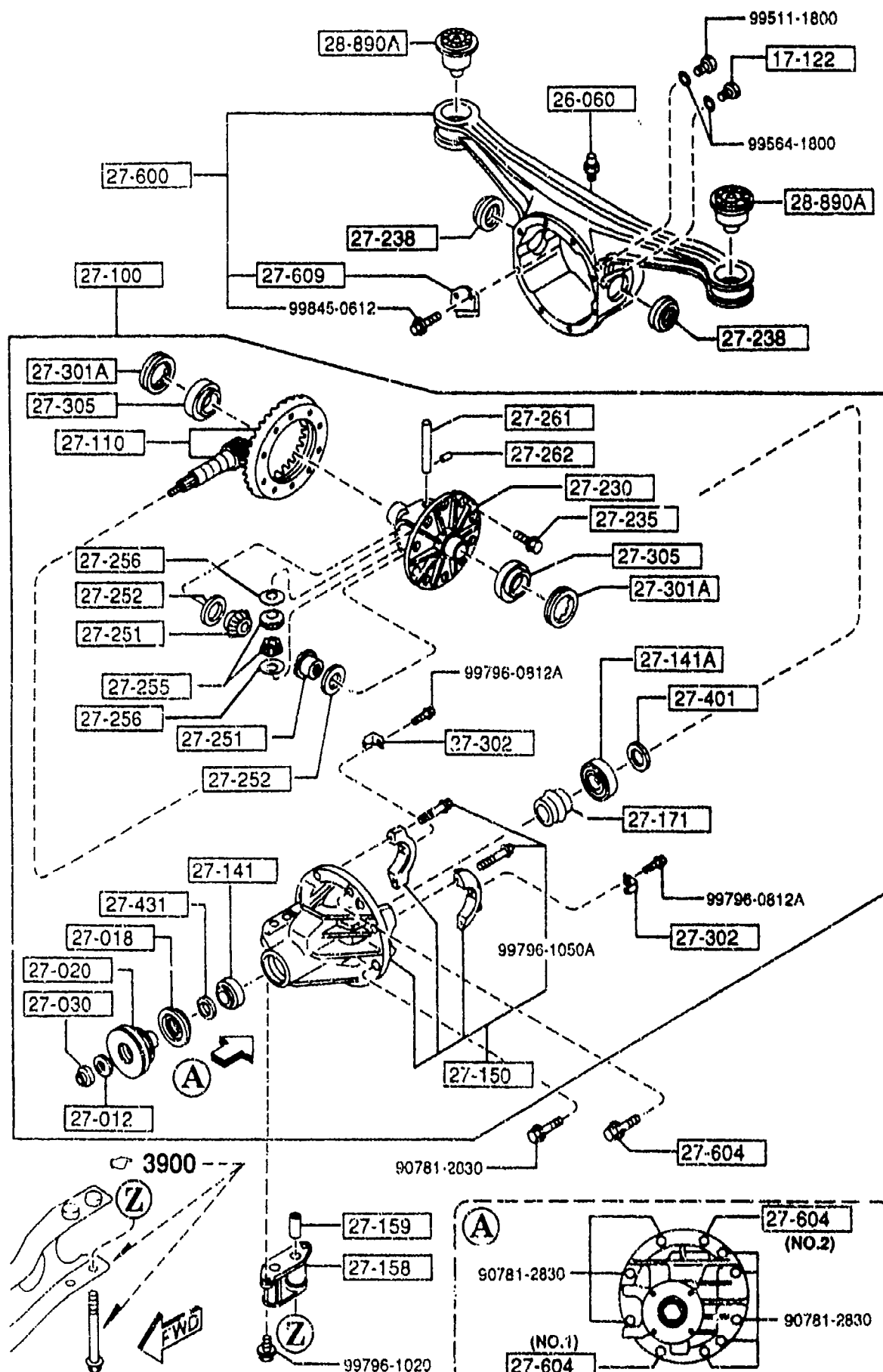
ALTHOUGH ILLUSTRATIONS OF D-CODE 26-43Z, 26-46Z, 49-280A AND 49-290A ARE FOR
LEFT SIDE ONLY, QUANTITIES OF THESE D-CODES IN THE TEXT ARE FOR ONE VEHICLE.

2610 -2 * REAR BRAKE MECHANISMS

PART NO.	QTY	MODEL/RESTRICTION	MODEL/RESTRICTION	MODEL/RESTRICTION	FROM-TO
26-800		LEVER(R), OPERATING			-7601
BR76-26-800A	1				7601-
*BC1F-26-800A	1				
26-800Z		LEVER(L), OPERATING			-7601
BR76-26-810A	1				7601-
*BC1F-26-810A	1				
26-812A		ROD, PUSH-FRT CALIPER			
BW0H-26-812	2				
26-816		RING, SNAP-RR CALIPER			
GA2E-26-816	2				
26-851		BRACKET(R), CABLE			
BW0H-26-851	1				
26-851Z		BRACKET(L), CABLE			
BW0H-26-861	1				
26-98Z		CALIPER(R), PADLESS-R			
NAZ5-26-98ZB	1				
26-99Z		CALIPER(L), PADLESS-R			
NAZ5-26-99ZB	1				
26-998		PIN, GUIDE			
BW0H-26-998A	2				
33-691A		SCREW, BLEEDER			
BW0H-26-691	2				
33-693A		CAP, BLEEDER SCREW			
0259-33-693	2				
49-280A		PAD SUB SET, RR CALIP			
NAZ5-26-48Z	1				
49-290A		ATTACHMENT, PAD-REAR			
*BCYF-26-49Z	1				

7601 NA35*V-737527

2710 REAR DIFFERENTIALS
(NORMAL DIFF.)



AUNA06

2710 -1 REAR DIFFERENTIALS
(NORMAL DIFF.)

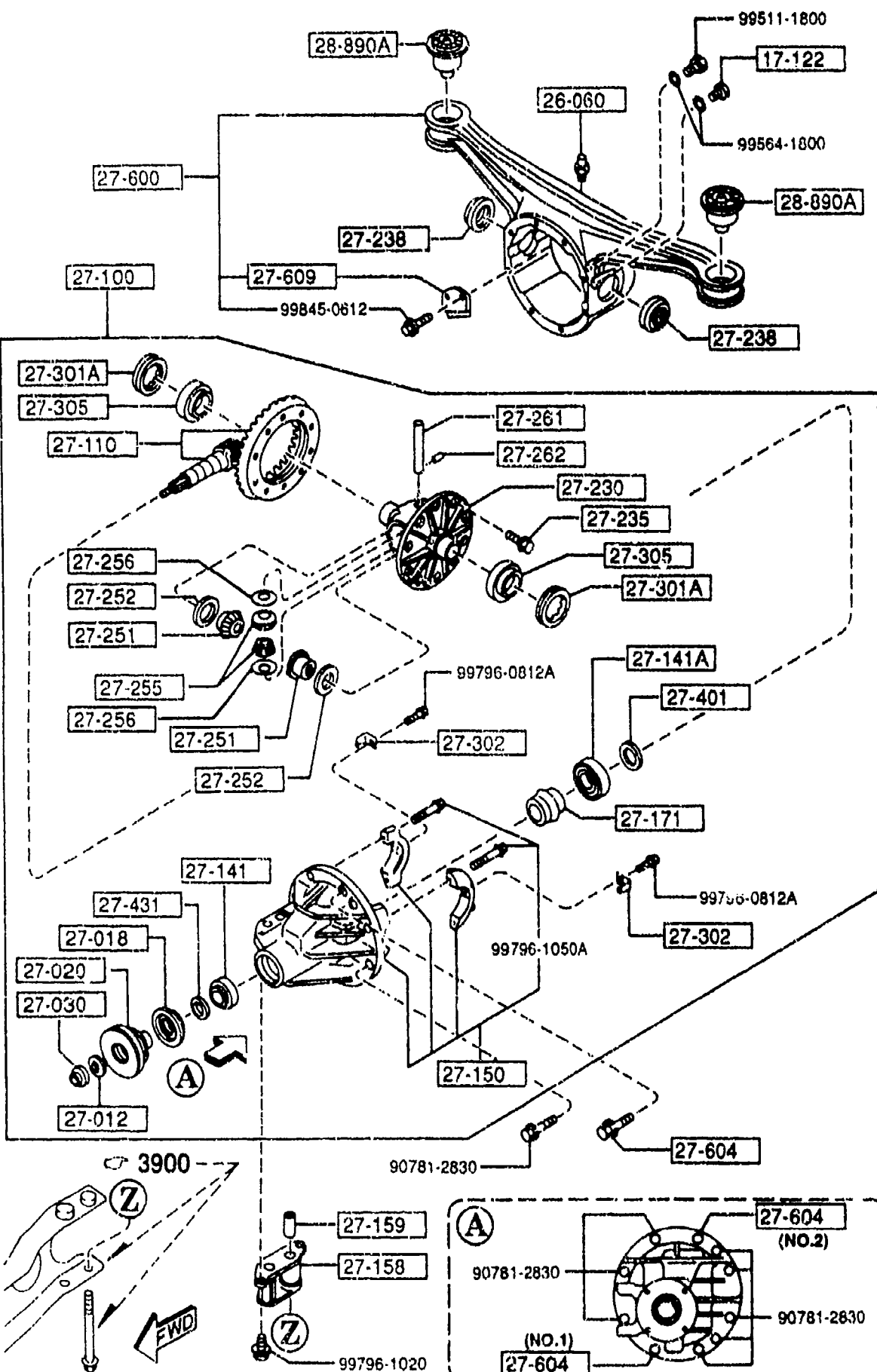
PART NO.	QTY	MODEL/RESTRICTION	MODEL/RESTRICTION	MODEL/RESTRICTION	FROM-TO
17-122		PLUG, MAGNET			
0810-17-121	1				
26-060		BREATHER			
0730-26-060	1				
27-012		WASHER			
0223-27-012	1				
27-018		SEAL, OIL			
MA02-27-165A	1				
27-020		FLANGE, COMPANION			
MA02-27-120A	1 (AT)				
MA03-27-120A	1 (MT)				
27-030		NUT, LOCK			
0223-27-030	1				
27-100		DRIVING & DIFF.			
MA02-27-100	1 (AT)				
MA03-27-100A	1 (MT)				
27-110		GEAR SET, FINAL			
MC68-27-110A		R=4.100			
AN(M068-27-110B)	1				
M068-27-110B	1	R=4.100			
27-141		BEARING, PINION			
0755-27-210	1				
27-141A		BEARING, PINION			
M025-27-210	1				
27-150		CARRIER, DIFFERENTIAL			
MA02-27-150A	1				
27-158		SPACE			
T020-27-158A	1				
AN(MA02-27-158)					

7101 NA35*V-727842
7701 NA35*V-738443

CAT. AUNA06-03

1998-07

2710 REAR DIFFERENTIALS
(NORMAL DIFF.)

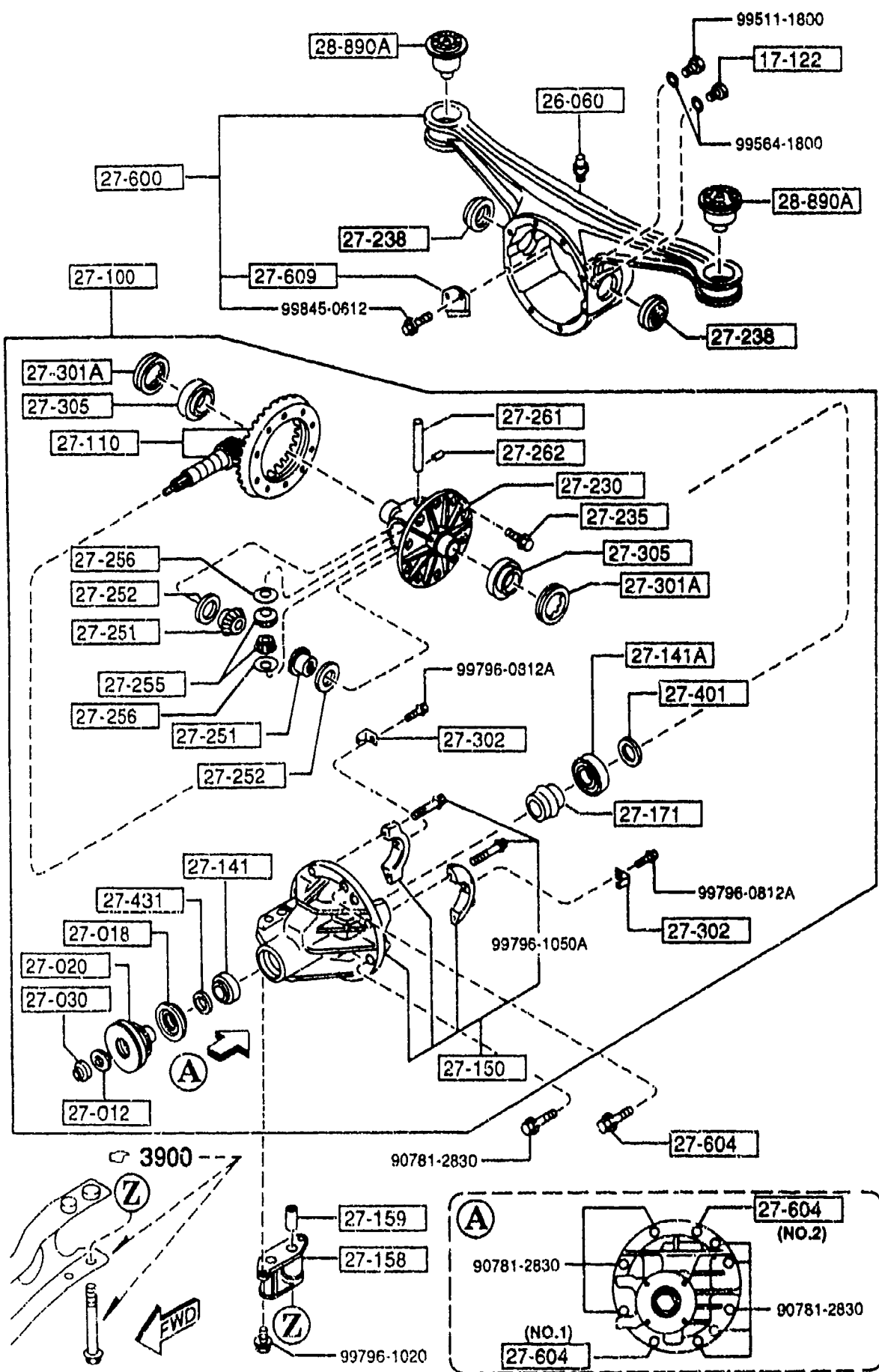


2710 -2 REAR DIFFERENTIALS
(NORMAL DIFF.)

PART NO.	QTY	MODEL/RESTRICTION	MODEL/RESTRICTION	MODEL/RESTRICTION	FROM-TO
CONT'D MA02-27-158	1				7701-
27-159		PIN, TUBULAR			
MA02-27-159	1				
27-171		PIECE, DISTANCE			
M035-27-171	1				
27-230		CASE, DIFF. GEAR			
M069-27-231	1				
27-235		BOLT, RING GEAR			
8051-27-235	10	D=10.2MM			
8051-27-236	10	D=10.0MM			
27-238		SEAL, OIL			
MA02-27-238	2				
27-251		GEAR, DIFF. SIDE			
M069-27-251	2				
27-252		WASHER			
0290-27-252	2	T=2MM			
0290-27-253	2	T=2.1MM			
0290-27-254	2	T=2.2MM			
0290-27-256	2	T=2.05MM			
0290-27-259	2	T=2.15MM			
27-255		PINION DIFFERENTIAL			
M025-27-255C	2				
27-256		WASHER, THRUST			
M025-27-256	2	T=2.0MM			
27-261		SHAFT, DIFF. PINION			

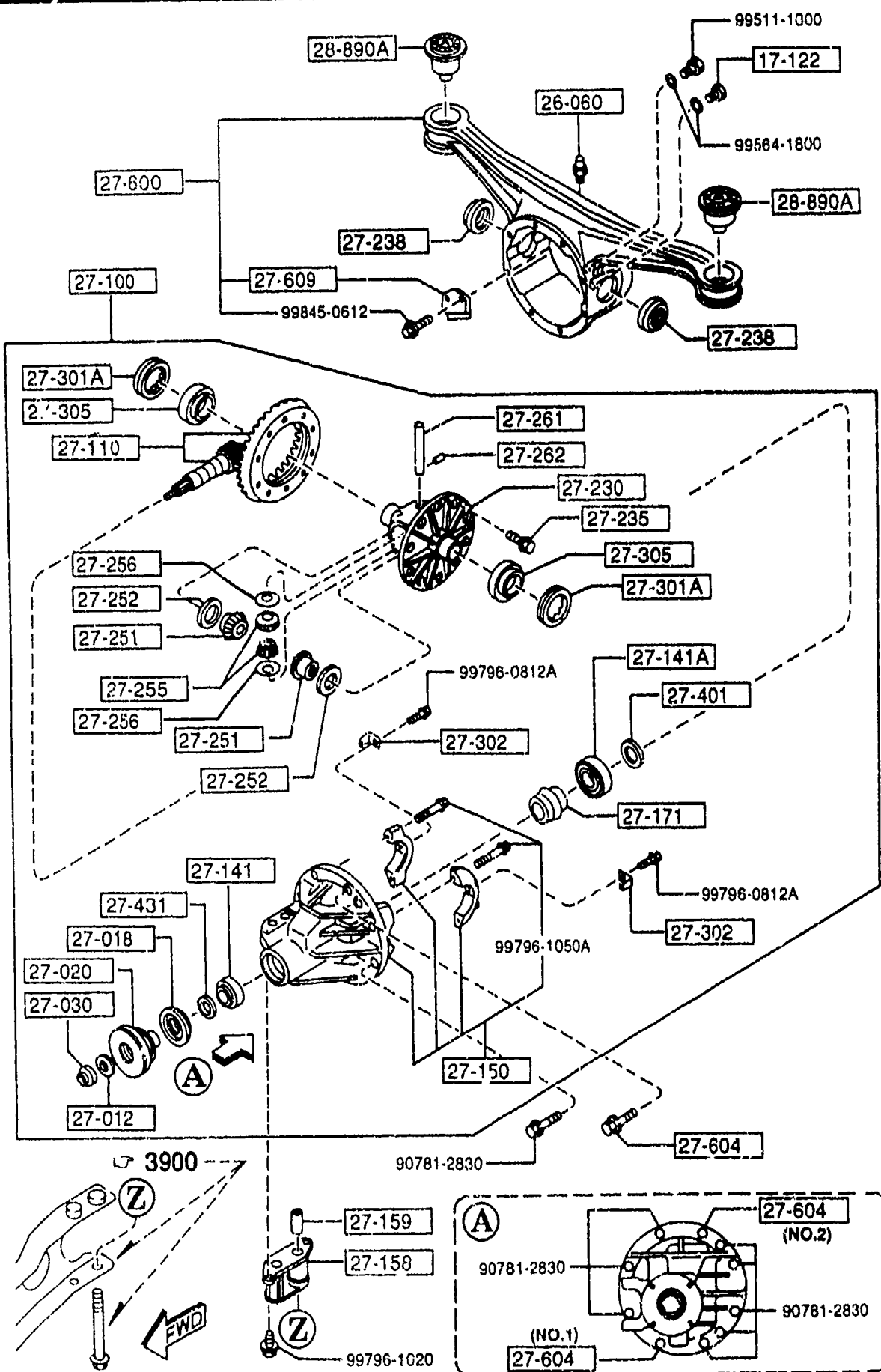
7701 NA35V-738443

2710 REAR DIFFERENTIALS
(NORMAL DIFF.)



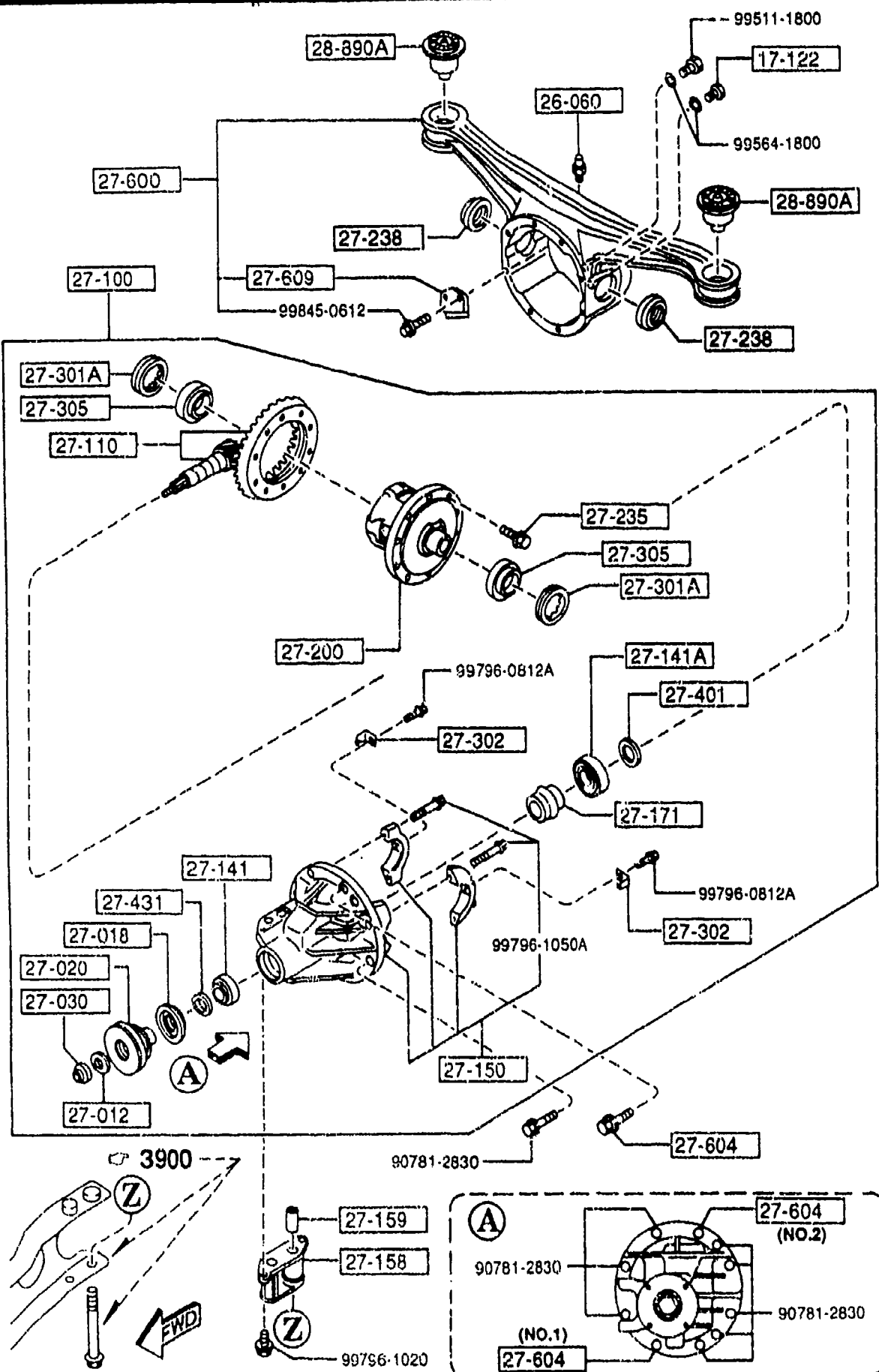
2710 -3 REAR DIFFERENTIALS
(NORMAL DIFF.)

PART NO.	QTY	MODEL/RESTRICTION	MODEL/RESTRICTION	MODEL/RESTRICTION	FROM-TO
CONT'D M025-27-261A	1				
27-262		PIN			
0114-27-262	1				
27-301A		SCREW, ADJUST			
0290-27-301	2				
27-302		PLATE, LOCK			
0290-27-302	2				
27-305		BEARING			
0221-27-350	2				
27-401		SPACER			
0223-27-401A	1	T=3.08MM			
0223-27-402A	1	T=3.11MM			
0223-27-403A	1	T=3.14MM			
0223-27-404A	1	T=3.17MM			
0223-27-405A	1	T=3.2MM			
0223-27-406A	1	T=3.23MM			
0223-27-407A	1	T=3.26MM			
0223-27-408A	1	T=3.29MM			
0223-27-409A	1	T=3.32MM			
0223-27-411A	1	T=3.35MM			
0223-27-412A	1	T=3.38MM			
0223-27-413A	1	T=3.41MM			
0223-27-414A	1	T=3.44MM			
0223-27-415A	1	T=3.47MM			
0223-27-416	1	T=3.095MM			

2710 -4 * REAR DIFFERENTIALS
(NORMAL DIFF.)

PART NO	QTY	MODEL/RESTRICTION	MODEL/RESTRICTION	MODEL/RESTRICTION	FROM-10
CONT'D	1				
0223-27-417	1	T=3.125MM			
0223-27-418	1	T=3.155MM			
0223-27-419	1	T=3.185MM			
0223-27-422	1	T=3.215MM			
0223-27-423	1	T=3.245MM			
0223-27-424	1	T=3.275MM			
0223-27-425	1	T=3.305MM			
0223-27-426	1	T=3.335MM			
0223-27-427	1	T=3.365MM			
0223-27-428	1	T=3.395MM			
0223-27-433	1	T=3.425MM			
0223-27-434	1	T=3.455MM			
27-431	1	SPACER			
PA01-27-431	1				
27-600	1	CASING, DIFFERENTIAL			
MA02-27-600A	1				
27-604	1	BOLT, CARRIER			
M053-27-604	1	(ILLUST. NO.1)			
M053-27-605	1	(ILLUST. NO.2)			
27-609	1	PLATE, BAFFLE-DIFF CASING			
MOA1-27-609A	1				
28-890A	2	RUBBER, SUB FRAME MTG			
NA01-28-890	2				

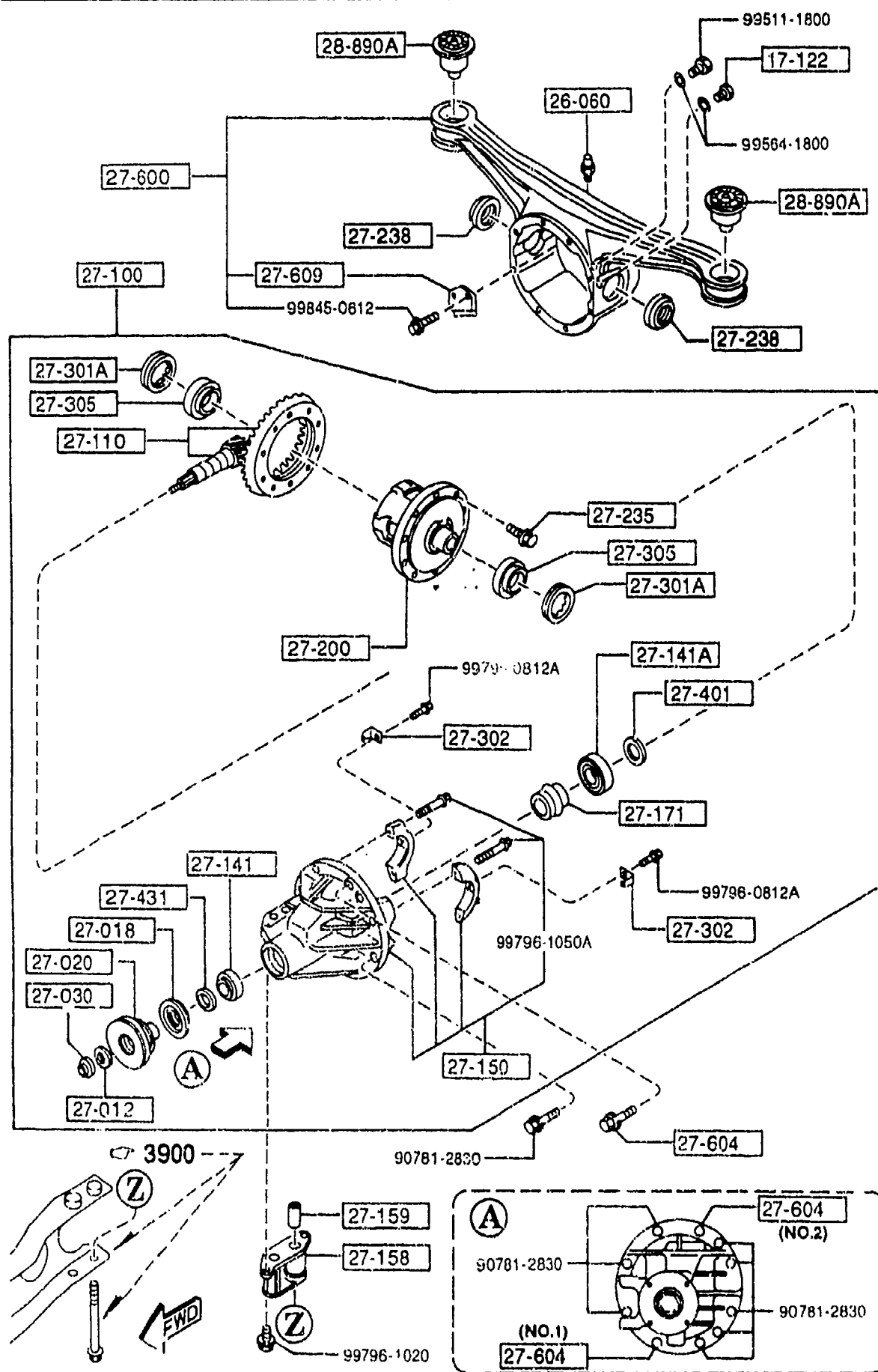
2710 A REAR DIFFERENTIALS
(LIMITED SLIP DIFF.)



2710 A-1 REAR DIFFERENTIALS
(LIMITED SLIP DIFF.)

PART NO.	QTY	MODEL/RESTRICTION	MODEL/RESTRICTION	MODEL/RESTRICTION	FROM-TO
17-122		PLUG, MAGNET			
0810-17-121	1				
26-060		BREATHER			
0730-26-060	1				
27-012		WASHER			
0223-27-012	1				
27-018		SEAL, OIL			
MA02-27-165A	1				
27-020		FLANGE, COMPANION			
MA03-27-120A	1				
27-030		NUT, LOCK			
0223-27-030	1				
27-100		DRIVING & DIFF.			
MM03-27-100	1				-7A21
*MM05-27-100	1				7A21-
27-110		GEAR SET, FINAL			
M068-27-110A		R=4.100			-7101
AN(M068-27-110B)					7101-
M068-27-110B	1	R=4.100			
27-141		BEARING, PINION			
0755-27-210	1				
27-141A		BEARING, PINION			
M025-27-210	1				
27-150		CARRIER, DIFFERENTIAL			
MA02-27-150A	1				
27-158		SPACE			
T020-27-158A	1				-7701
AN(MA02-27-158)					7701-7A21
*MA02-27-158	1				
7101 NA35*V-727842 7701 NA35*V-738443 7A21 NA35*V-739053					

2710 A REAR DIFFERENTIALS
(LIMITED SLIP DIFF.)

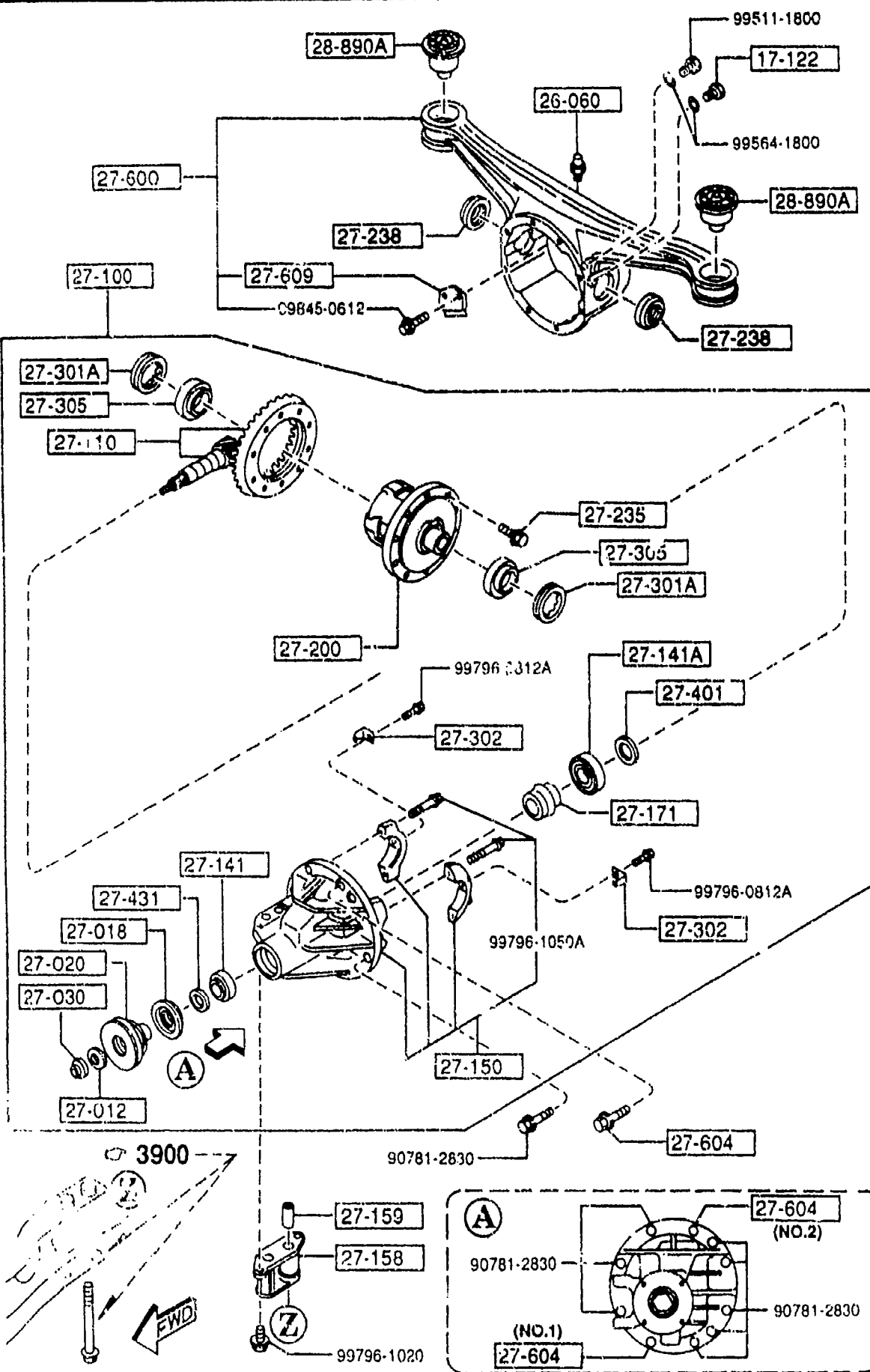


2710 A-2 REAR DIFFERENTIALS
(LIMITED SLIP DIFF.)

PART NO.	QTY	MODEL/RESTRICTION	MODEL/RESTRICTION	MODEL/RESTRICTION	FROM-TO
CONT'D T020-27-158A	1				7A21-
27-159		PIN, TUBULAR			
MA02-27-159	1				
27-171		PIECE, DISTANCE			
M035-27-171	1				
27-200		DIFFERENTIAL			
MM02-27-200A	1				-7A21
*MM03-27-200	1				7A21-
27-235		BOLT, RING GEAR			
8051-27-235	10	D=10.2MM			
8051-27-236	10	D=10.0MM			
27-238		SEAL, OIL			
MA02-27-238	2				
27-301A		SCREW, ADJUST			
0290-27-301	2				
27-302		PLATE, LOCK			
0290-27-302	2				
27-305		BEARING			
0221-27-350	2				
27-401		SPACER			
0223-27-401A	1	T=3.08MM			
0223-27-402A	1	T=3.11MM			
0223-27-403A	1	T=3.14MM			
0223-27-404A	1	T=3.17MM			
0223-27-405A	1	T=3.2MM			
0223-27-406A	1	T=3.23MM			

7A21 NA35*V-739053

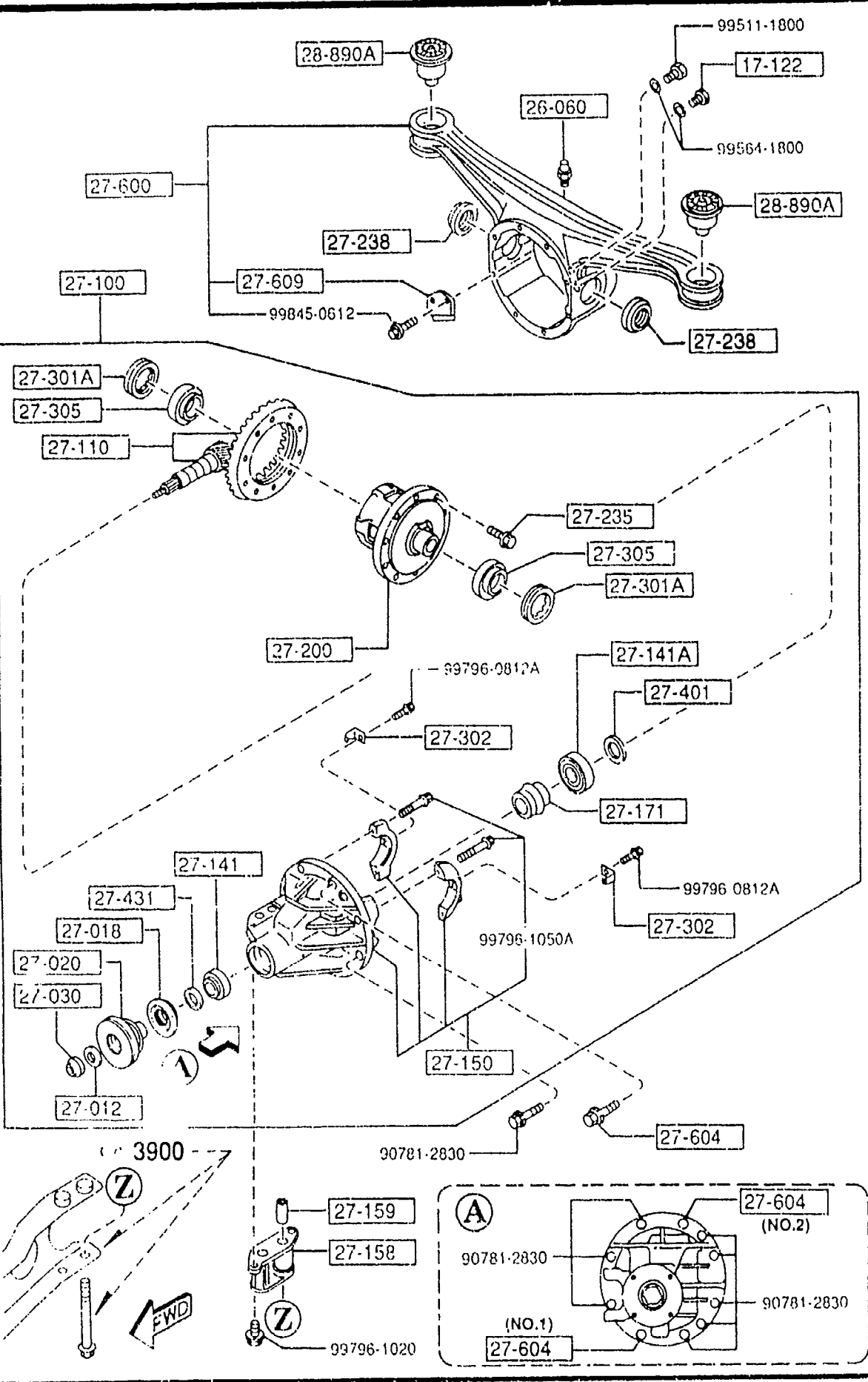
2710 A REAR DIFFERENTIALS
(LIMITED SLIP DIFF.)



2710 A-3 REAR DIFFERENTIALS
(LIMITED SLIP DIFF.)

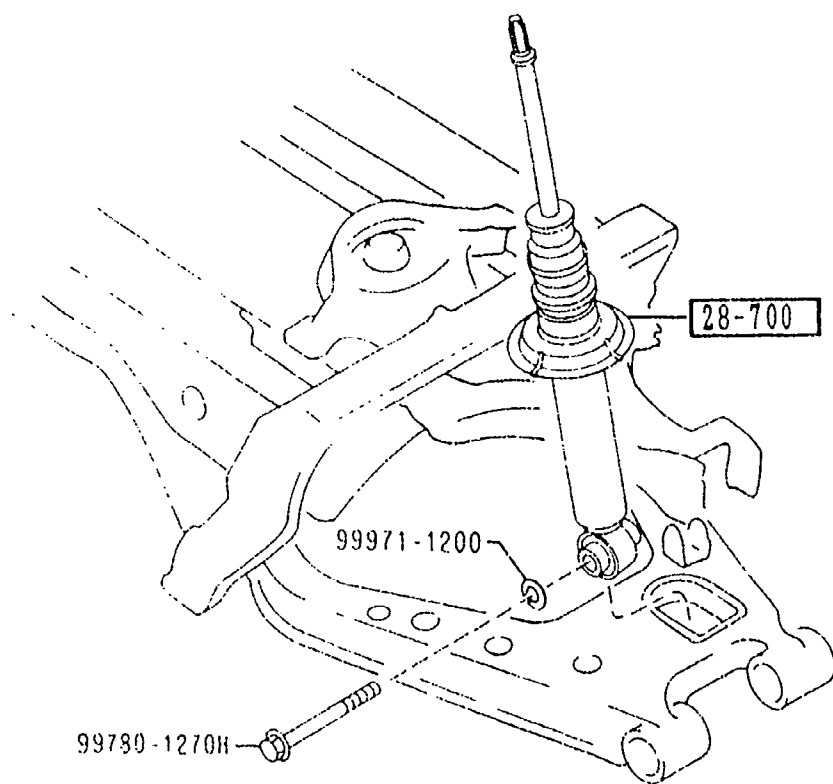
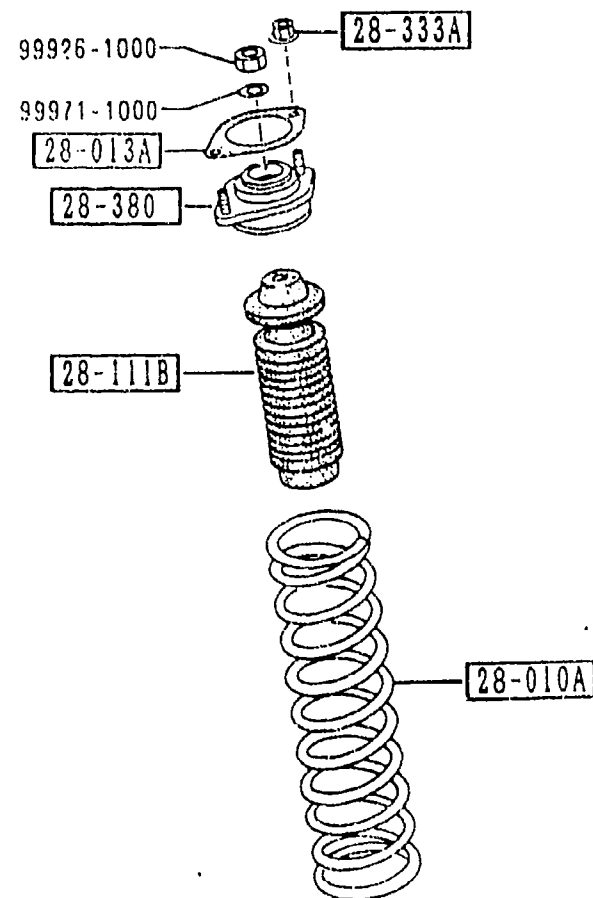
PART NO.	QTY	MODEL/RESTRICTION	MODEL/RESTRICTION	MODEL/RESTRICTION	FROM-10
CONT'D					
0223-27-407A	1	T=3.26MM			
0223-27-408A	1	T=3.29MM			
0223-27-409A	1	T=3.32MM			
0223-27-411A	1	T=3.35MM			
0223-27-412A	1	T=3.38MM			
0223-27-413A	1	T=3.41MM			
0223-27-414A	1	T=3.44MM			
0223-27-415A	1	T=3.47MM			
0223-27-416	1	T=3.095MM			
0223-27-417	1	T=3.125MM			
0223-27-418	1	T=3.155MM			
0223-27-419	1	T=3.185MM			
0223-27-422	1	T=3.215MM			
0223-27-423	1	T=3.245MM			
0223-27-424	1	T=3.275MM			
0223-27-425	1	T=3.305MM			
0223-27-426	1	T=3.335MM			
0223-27-427	1	T=3.365MM			
0223-27-428	1	T=3.395MM			
0223-27-433	1	T=3.425MM			
0223-27-434	1	T=3.455MM			
27-431	1	SPACER			
PA01-27-431	1				

2710 A REAR DIFFERENTIALS
(LIMITED SLIP DIFF.)



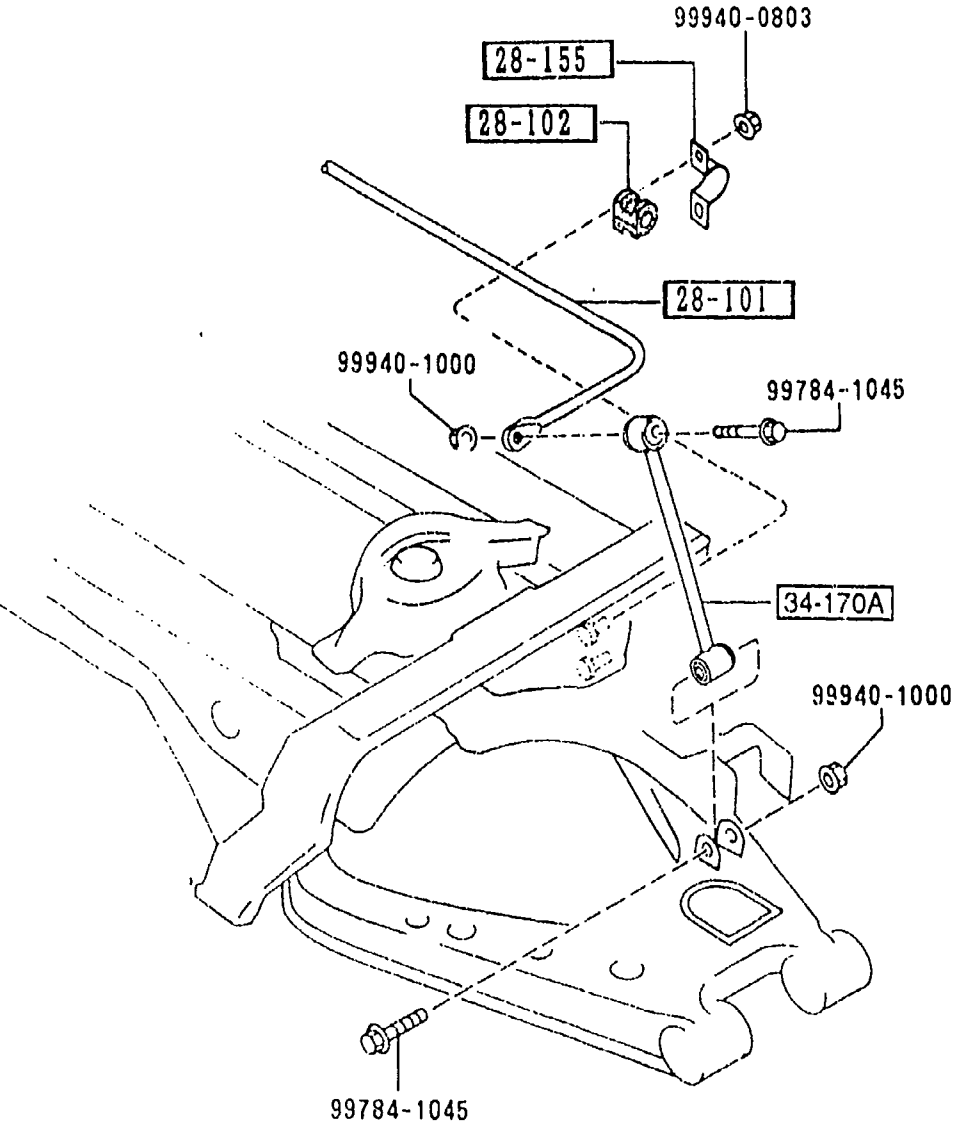
2710 A-4 * REAR DIFFERENTIALS
(LIMITED SLIP DIFF.)

PART NO	QTY	MODEL / RESTRICTION	MODEL / RESTRICTION	MODEL / RESTRICTION	FLYING TO
27-600	1	CASING, DIFFERENTIAL			
MA02-27-600A	1				
27-604	1	BOLT, CARRIER			
M053-27-604	1	(ILLUST. NO.1)			
M053-27-605	1	(ILLUST. NO.2)			
27-609	1	PLATE, BAFFLE-DIFF CA			
M0A1-27-609A	1	SING			
28-890A	2	RUBBER, SUB FRAME MTG			
NA01-28-890	2				

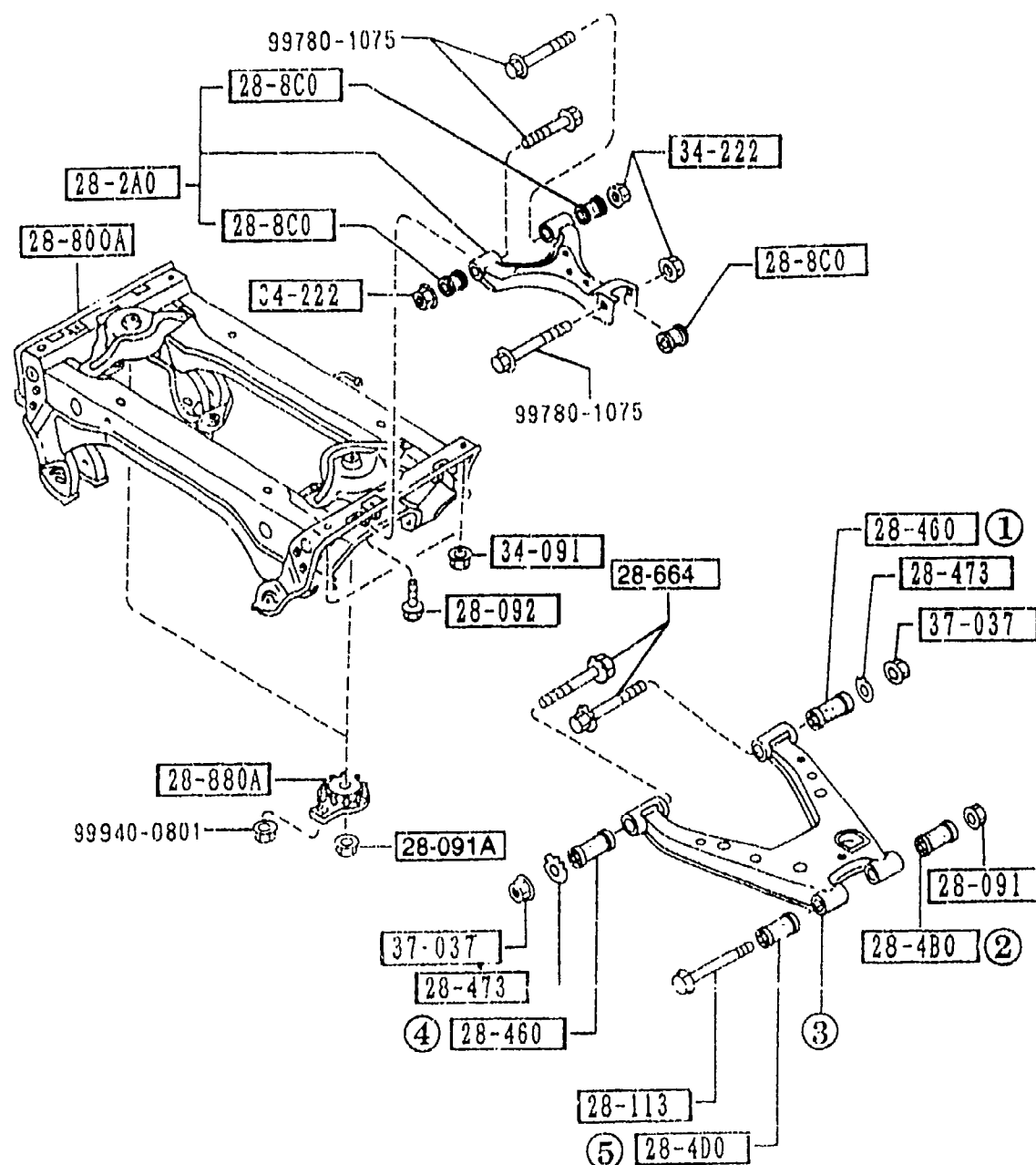


PART NO	QTY	MODEL / RESTRICTION	MODEL / RESTRICTION	MODEL / RESTRICTION	FROM / TO
28-010A	1	SPRING, COIL-REAR			
NA01-28-011C	2	((EXC. BILSTEIN DAMP. >>(MT))			
NA03-28-011A	2	((EXC. BILSTEIN DAMP. >>(AT))			
N021-28-011	2	(BILSTEIN DAMP.)			
28-01-A	1	SHEET, RUBBER			
G030-28-013A	2				
28-111B	1	STOPPER, BUMP			
NA01-28-111	2	(EXC. BILSTEIN DAMP.)			
N021-34-111	2	(BILSTEIN DAMP.)			
28-333A	1	NUT, FLANGE			
H001-28-333	4				
28-380	1	RUBBER, MOUNTING			
NA01-28-380B	2				
28-700	1	DAMPER, REAR			
N018-28-700B	2	(EXC. BILSTEIN DAMP.)			
N023-28-700B	2	(BILSTEIN DAMP.)			

PART NO.	QTY	MODEL /RESTRICTION	MODEL /RESTRICTION	MODEL /RESTRICTION	FROM -10
28-101		STABILIZER,RR			
N023-28-151	1				
28-102		BUSH,STABILIZER-RR			
N023-28-156	2				
28-155		PLATE,STABILIZER-RR			
FB01-28-155	2				
34-170A		LINK,CONTROL-STAB			
NA01-34-170	2				



2830 REAR LOWER ARMS & SUB FRAME



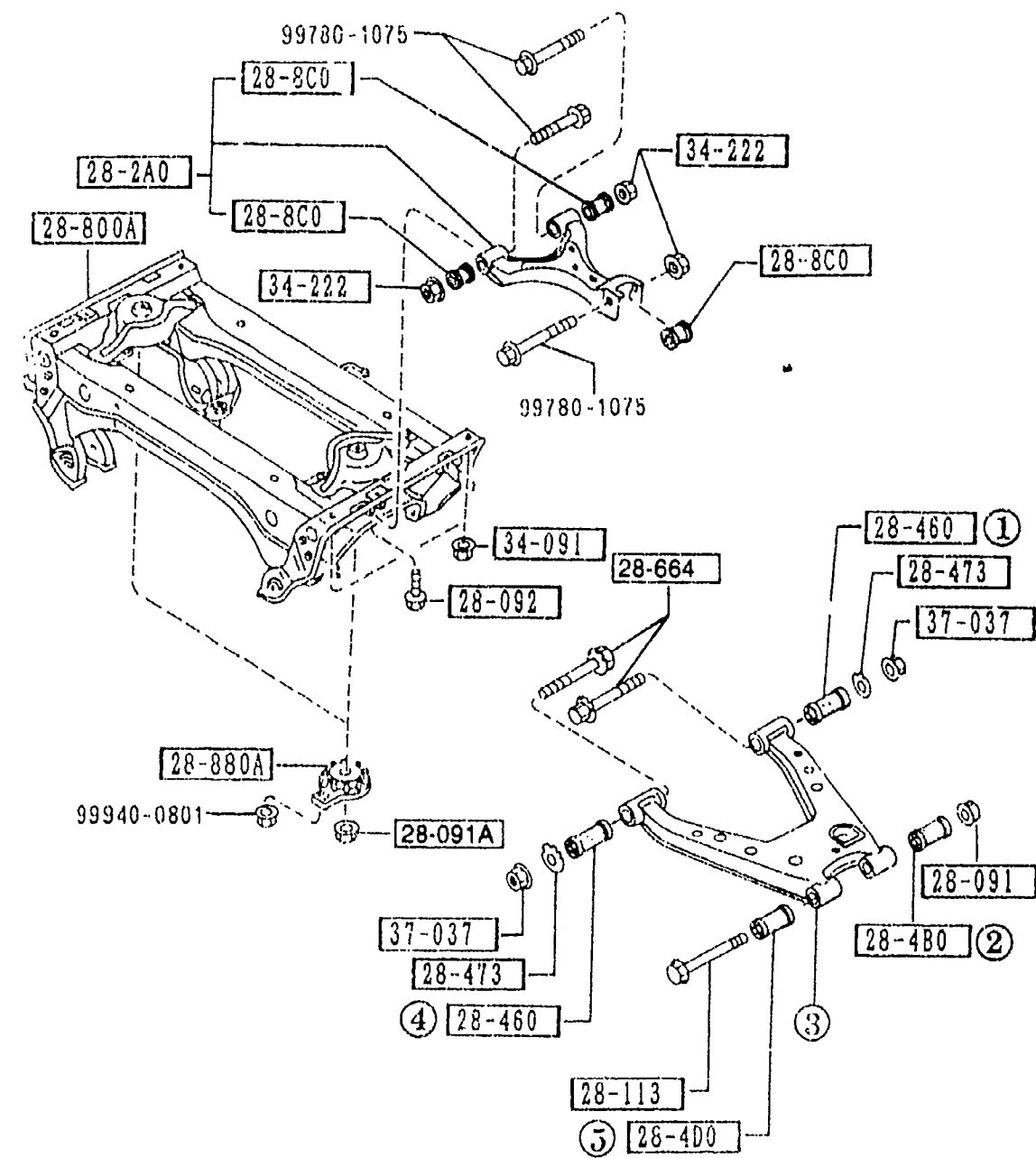
NOTE
 ① . . . ⑤ → 28-300
 28-300Z
 THE D-CODE OF 28-300 28-300Z CONSISTS OF
 FIGURE NUMBERS ① THROUGH ⑤.

2830 -1 REAR LOWER ARMS & SUB FRAME

PART NO.	QTY	MODEL/RESTRICTION	MODEL/RESTRICTION	MODEL/RESTRICTION	FROM TO
28-091		NUT			
MB037-28-091	2				
28-091A		NUT			
MB037-28-091	2				
MB001-39-037B	2				
28-092		BOLT, CONTROL LINK			
NA01-28-092	2				
28-113		BOLT			
NA01-28-113	2				
28-2A0		ARM, UPPER-REAR			
NA01-28-2A0B	2				
28-300		ARM(R), LOWER-REAR			
NA01-28-300	1				
28-300Z		ARM(L), LOWER-REAR			
NA01-28-350	1				
28-4B0		BUSHING, RUBBER-LOWER ARM			
NA01-28-4B0	2				
28-4D0		BUSHING, RUBBER-LOWER ARM			
NA01-28-4D0	2				
28-460		BUSHING, LOWER ARM			
NA01-28-460	4				
28-473		PLATE, CAM-SUB FRAME			
NA80-28-473	4				
28-664		BOLT, ADJUST			
NA80-28-662B	4				
28-8C0		BUSHING, RUBBER			
NA01-28-8C0B	6				
NA75-28-800			7701 NA35*V-738443		
C NA75-28-800A	1				
B001-39-037A	2				

-7701
 7701-





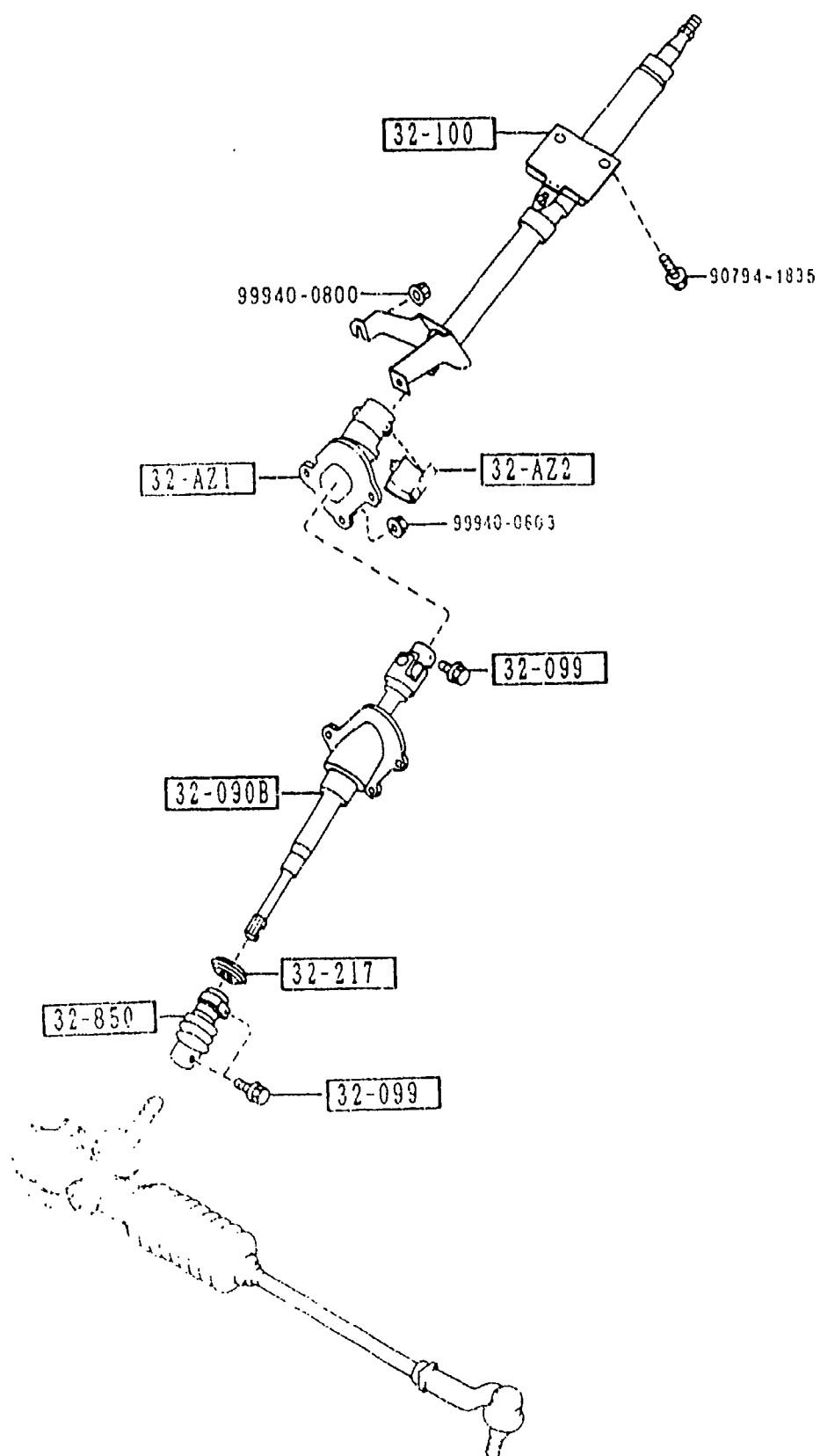
NOTE
① ... ⑤ → 28-300
28-300Z
THE D-CODE OF 28-300
28-300Z CONSISTS OF
FIGURE NUMBERS ① THROUGH ⑤.

PART NO	QTY	MODEL /RESTRICTION	MODEL /RESTRICTION	MODEL /RESTRICTION	FROM TO
28-800A		MEMBER, CROSS			-7701
NA75-28-800 C (NA75-28-800A)	1				7701-
*NA75-28-800A	1				
28-880A		WASHER, STOP			
NA01-28-880B	2				
34-091		NUT			
FB01-34-091	4				
34-222		NUT			
8871-34-222	6				
39-037		NUT			
8001-39-037B	4				
7701 NA35*V-738443					




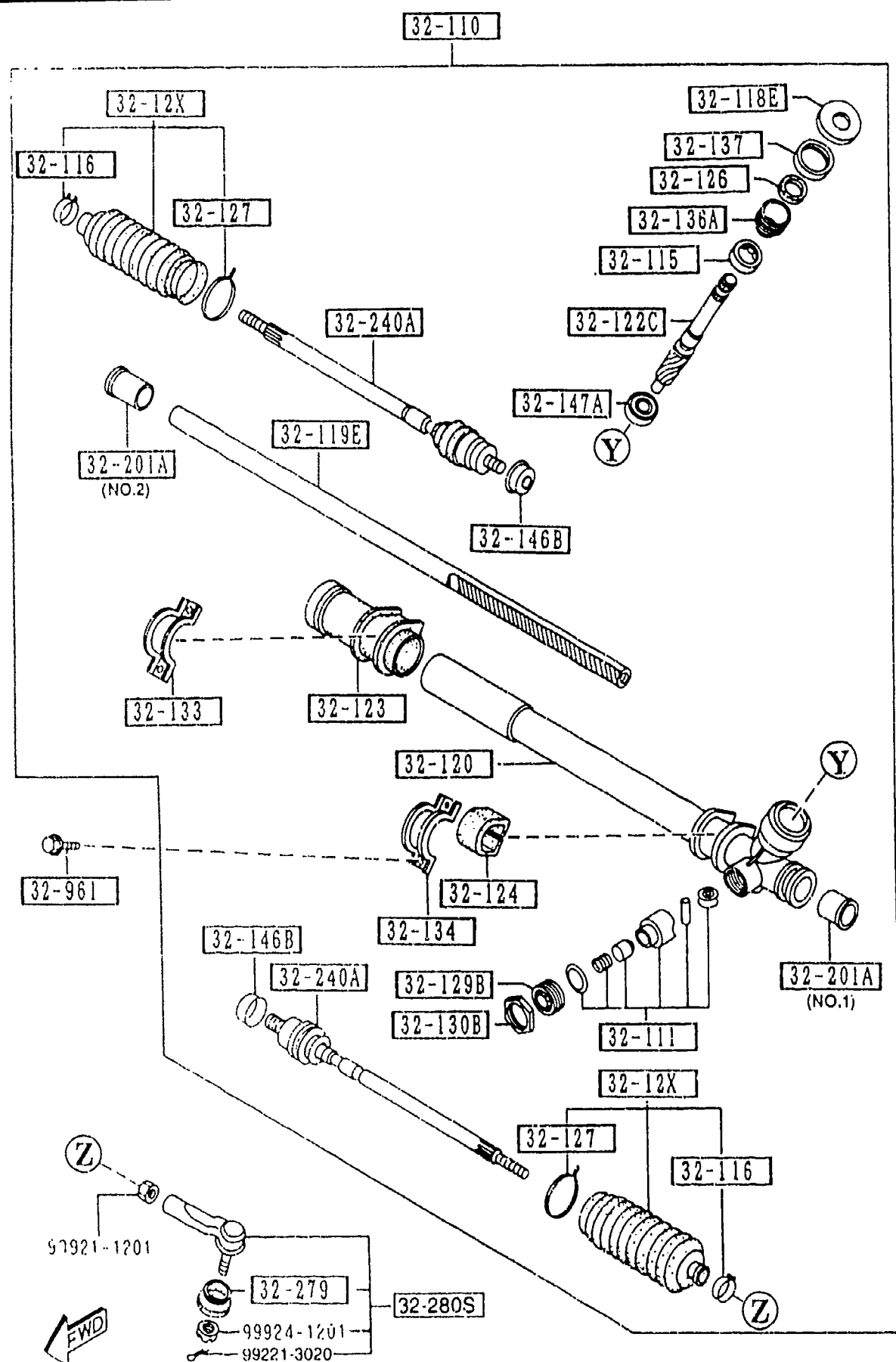
3210 STEERING COLUMN & SHAFTS

3210 -1 * STEERING COLUMN & SHAFTS



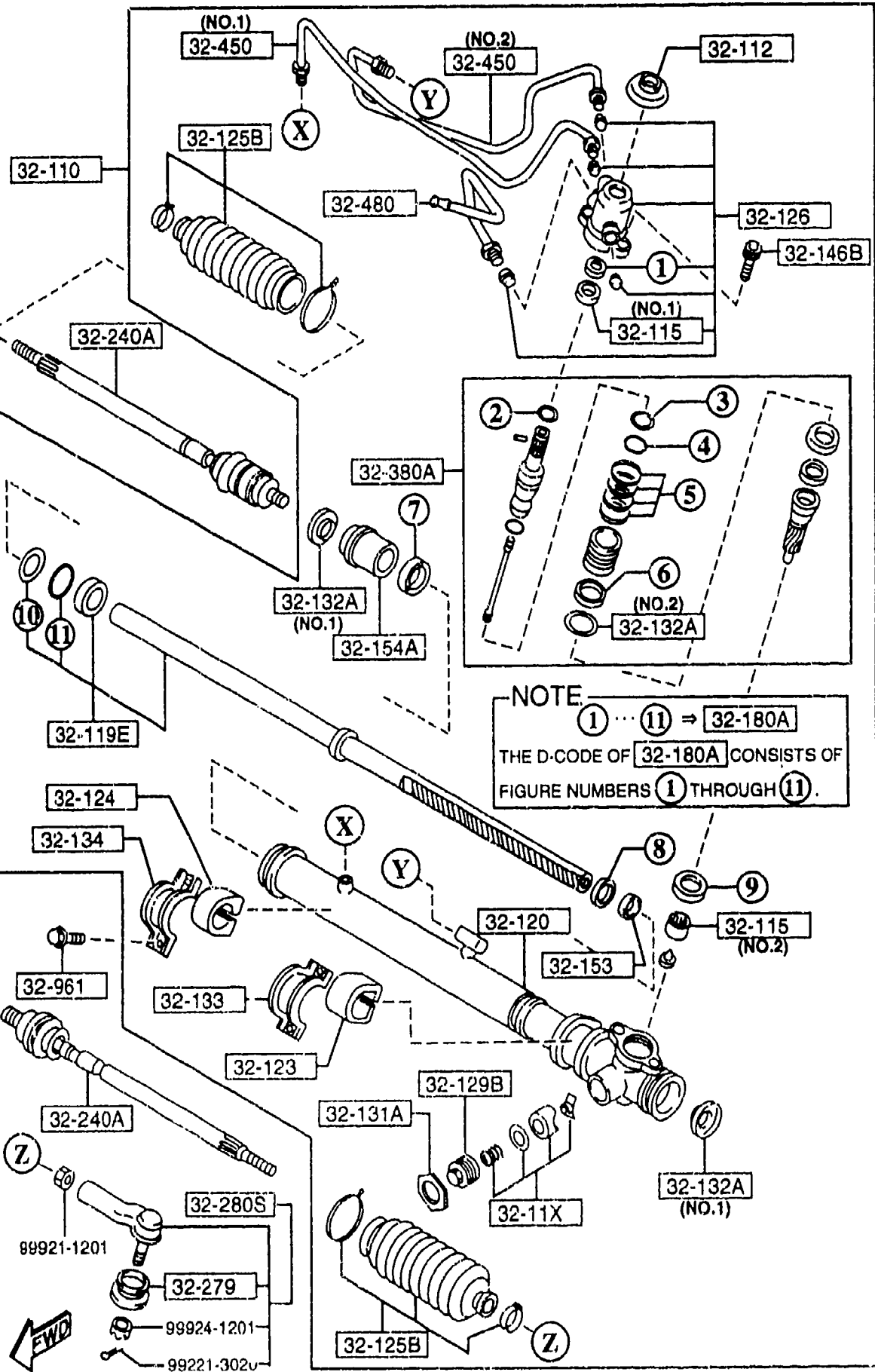
PART NO.	QTY	MODEL / RESTRICTION	MODEL / RESTRICTION	MODEL / RESTRICTION	FROM-TO
32-AZ1	1	COVER, JOINT-UPPER			
NA75-32-AZ1	1				
32-AZ2	1	COVER, JOINT-LOWER			
NA01-32-AZ2A	1				
32-090B	1	SHAFT, INTERMED.			
NA01-32-090C	1	BASE, R-PKG, (W/O POWER STEERING)			-6801
NA02-32-090C	1	BASE-OPT, F-SV, P.E. GR, L-PKG, T-PKG, (W/POWER STEERING)			-6801
NA01-32-090D	1	BASE, R-PKG, (W/O POWER STEERING)			6801-
NA02-32-090D	1	BASE-OPT, F-SV, P.E. GR, L-PKG, T-PKG, (W/POWER STEERING)			6801-
32-099	3	BOLT, SHAFT			-6809
B455-32-099 A (B455-32-099A)	3				6809-
B455-32-099A	3				
32-100	1	SHAFT, ENGY. ABSORBER			
NA75-32-100A	1				
32-217	1	GROMMET			
NA01-32-217	1				
32-850	1	JOINT, STEERING			
NA01-32-850D	1				
6809 NA35*V-719760					
6801 NA35*V-723096					



3220 -2 * STEERING GEAR
(W/O POWER STEERING)

PART NO.	QTY	MODEL/RESTRICTION	MODEL/RESTRICTION	MODEL/RESTRICTION	FROM-TO
32-130B		NUT, LOCK			
S083-32-137	1				
32-133		PLATE, CLAMP			
BC51-32-133	1				
32-134		PLATE, CLAMP			
NA01-32-134	1				
32-136A		COVER, REAR			
G030-32-136	1				
32-137		NUT, LOCK			
S030-32-137	1				
32-146B		WASHER			
HA14-32-146	2				
32-147A		BEARING, PINION			
G030-32-147	1				
32-201A		BUSHING, RACK-ST. GEAR			
HE01-32-201	1	(ILLUST. NO.1)			
HE09-32-201	1	(ILLUST. NO.2)			
32-240A		JOINT, BALL			
NA01-32-240	2				
32-279		SEAL, DUST-BALL JOINT			
B455-32-279	2				
32-280S		JOINT SET, BALL			
BAN1-32-280	2				
32-961		BOLT			
G030-32-961	4				

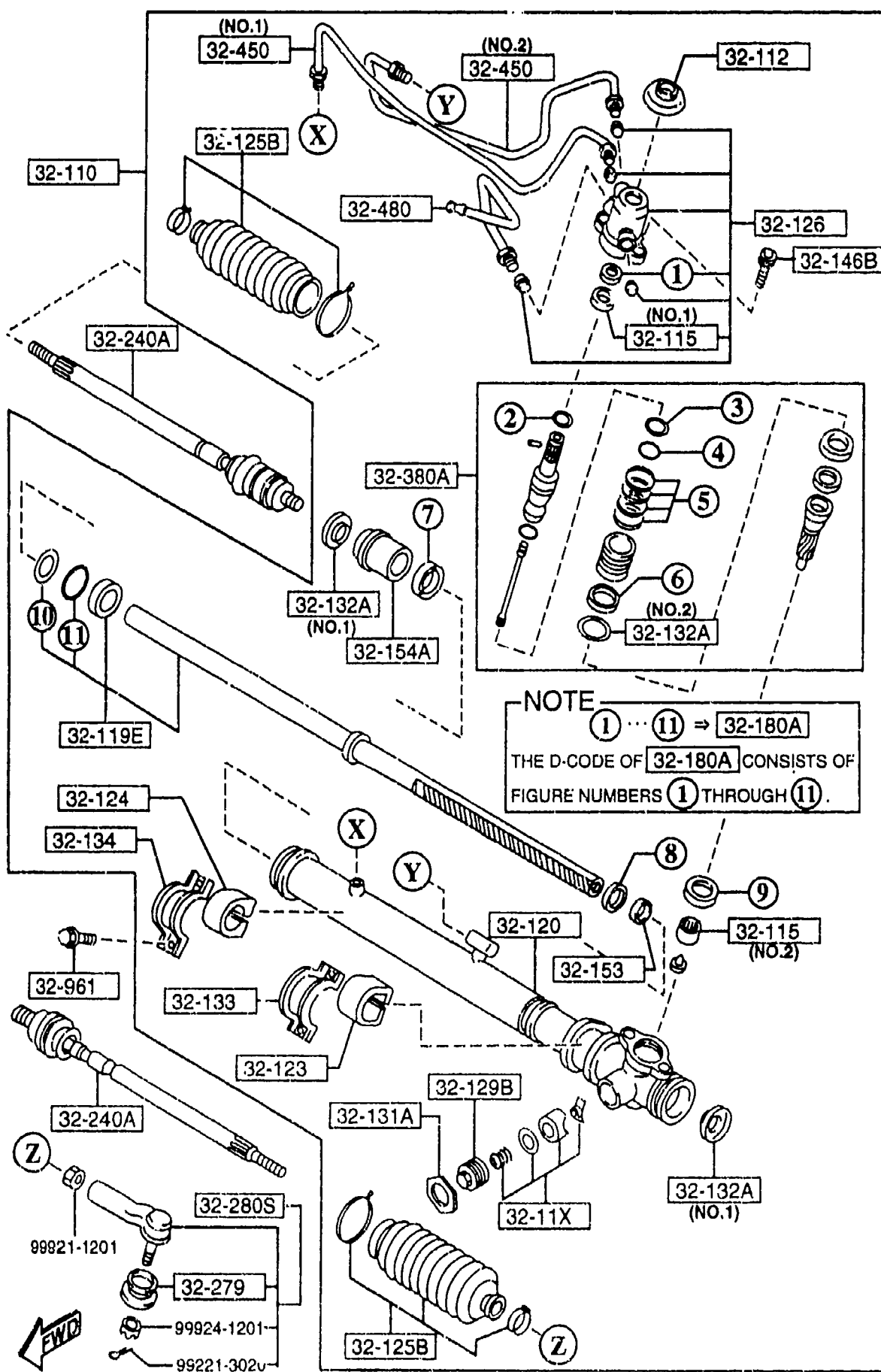
3220 A STEERING GEAR
(W/ POWER STEERING)



3220 A-1 STEERING GEAR
(W/POWER STEERING)

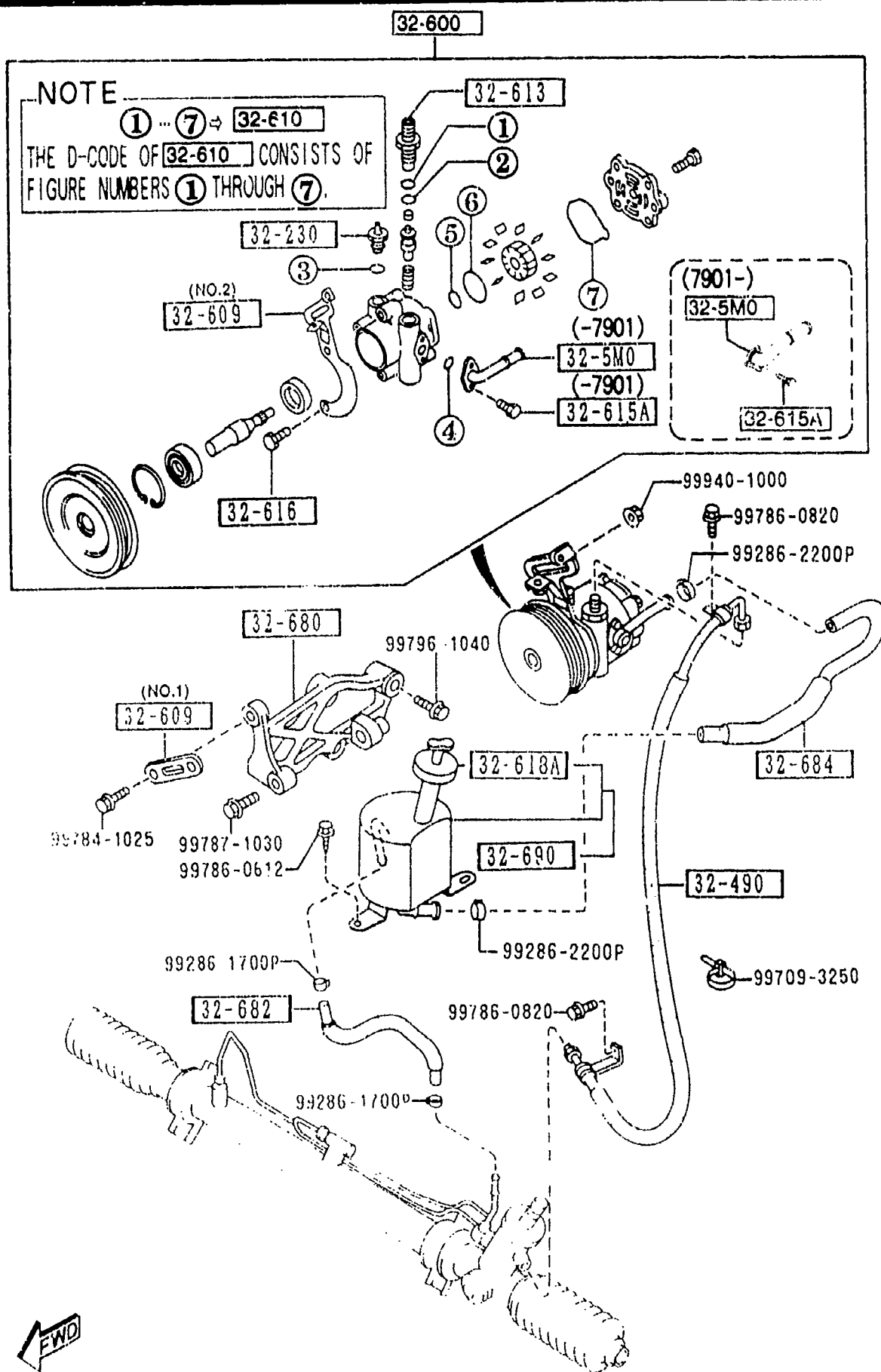
PART NO	QTY	MODEL/RESTRICTION	MODEL/RESTRICTION	MODEL/RESTRICTION	FROM-10
32-11X		YOKE SET, SUPPORT-ST. GEAR			
NA02-32-11X	1				
32-110		GEAR, STEERING			
NB38-32-110B	1				
32-112		COVER, DUST			
NB38-32-112	1				
32-115		BEARING, ST. GEAR			
NA02-32-115	1	(ILLUST. NO.1)			
NB39-32-115	1	(ILLUST. NO.2)			
32-119E		RACK, STEERING GEAR			
NB38-32-119	1				
32-120		HOUSING, GEAR			
NB38-32-120	1				
32-123		RUBBER, MOUNTING			
NA02-32-123	1				
32-124		RUBBER, MOUNTING			
NA02-32-124	1				
32-125B		BOOT, RACK			
NB38-32-125	2				
32-126		SEAL, SHAFT			
NB38-32-126	1				
32-129B		PLUG, PINION			
NA02-32-129	1				
32-131A		NUT, LOCK-RACK			
NA02-32-131	1				
32-132A		WASHER			
NA02-32-126	2	(ILLUST. NO.1)			
NB38-32-132	1	(ILLUST. NO.2)			

3220 A STEERING GEAR
(W/ POWER STEERING)



3220 A-2 * STEERING GEAR
(W/POWER STEERING)

PART NO	QTY	MODEL/RESTRICTION	MODEL/RESTRICTION	MODEL/RESTRICTION	FROM-TO
32-133		PLATE, CLAMP			
NB38-32-133	1				
32-134		PLATE, CLAMP			
D002-32-134	1				
32-146B		WASHER			
NB38-32-146	2				
32-153		RING, BACK UP			
NA02-32-153	1				
32-154A		HOLDER, STEERING GEAR			
NB38-32-154	1				
32-180A		SEAL KIT, ST. GEAR			
NB38-32-180	1				
32-240A		JOINT, BALL			
NA02-32-240	2				
32-279		SEAL, DUST-BALL JOINT			
B455-32-279	2				
32-280S		JOINT SET, BALL			
BAN1-32-280	2				
32-380A		VALVE, ST. GEAR			
NB38-32-380	1				
32-450		PIPE, PRESSURE			
NB38-32-450	1 (ILLUST. NO.1)				
NB39-32-450	1 (ILLUST. NO.2)				
32-480		PIPE, RETURN			
NB38-32-480A	1				
32-961		BOLT			
G030-32-961	4				

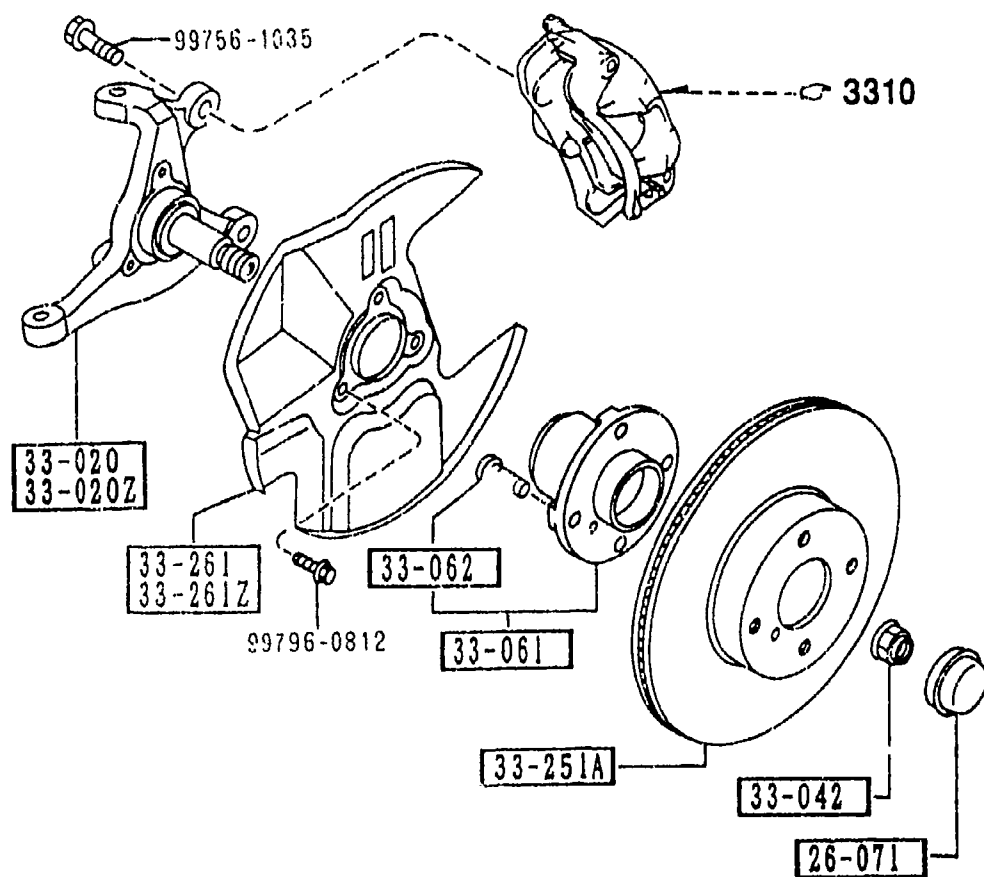


PART NO	QTY	MODEL / REFLECTION	MODEL / REFLECTION	MODEL / REFLECTION	FROM TO
+-----+ 32-230 +-----+		SENSOR, STEERING PRES SURE			
B456-32-230A	1				-7604
AN(B456-32-230B)					
*R456-32-230B	1				7604-7805
AN(B456-32-230C)					
*B456-32-230C	1				7805-
+-----+ 32-490 +-----+		HOSE, PRESSURE			
NA02-32-490C	1				
+-----+ 32-5M0 +-----+		PIPE, SUCTION			
N002-32-5M0A	1				
+-----+ 32-600 +-----+		PUMP, VANE			
N002-32-600D	1				-7604
AN(N002-32-600E)					
*N002-32-600E	1				7604-7805
AN(N002-32-600F)					
*N002-32-600F	1				7805-
+-----+ 32-609 +-----+		BRACKET, VANE PUMP			
NA02-32-609	1	KUROISHI TEKKO (ILLUST. NO.1)			
N002-32-609	1	NIHON POWER STEERING (ILLUST. NO.2)			
+-----+ 32-610 +-----+		SEAL K11, VANE PUMP			
N002-32-610A	1				
+-----+ 32-613 +-----+		NIPPLE, VANE PUMP			
N002-32-613	1				-7901
AN(N002-32-613A)					
*N002-32-613A	1				7901-
+-----+ 32-615A +-----+		BOLT			
B456-32-615	2				-7901
AN(B456-32-615A)					
*B456-32-615A	1				7901-
+-----+ 32-616 +-----+		BOLT, VANE PUMP			
B456-32-616	2				
7604 NA35*V-737623					
7805 NA35*V-739029					
7901 NA35*V-739040					

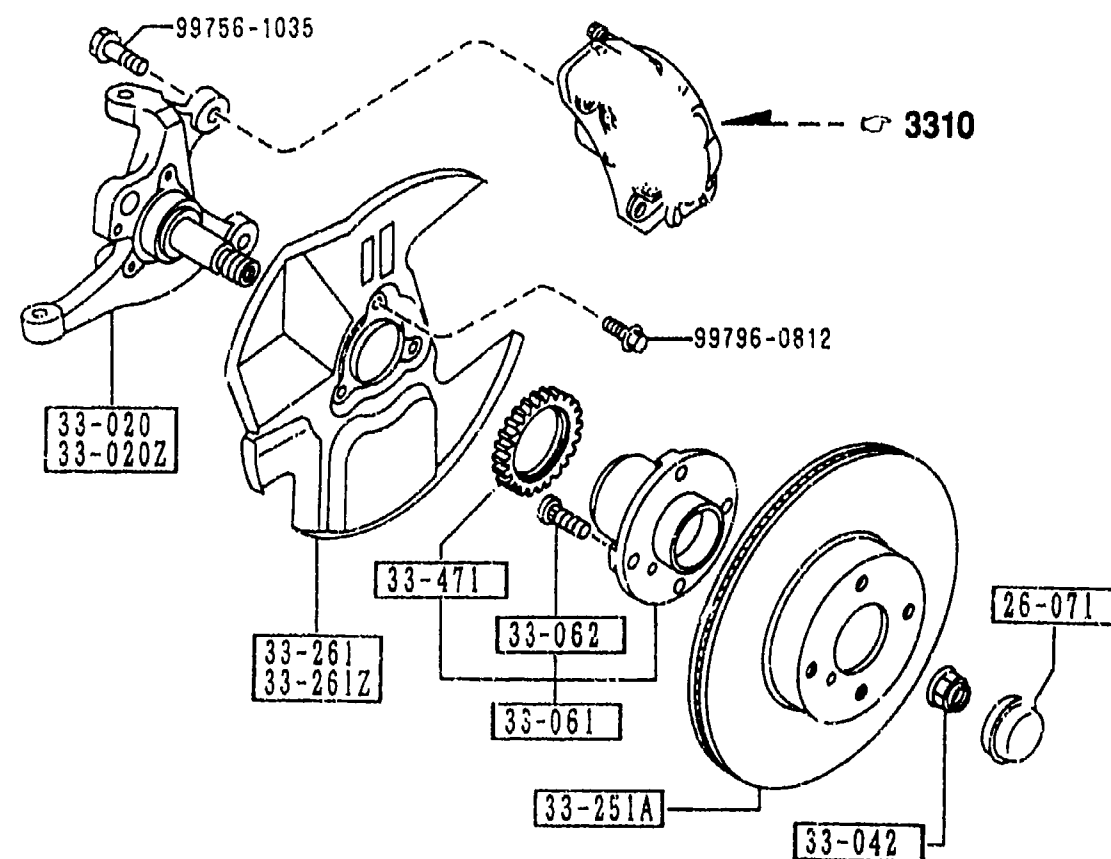


CAT. AUNA06-03

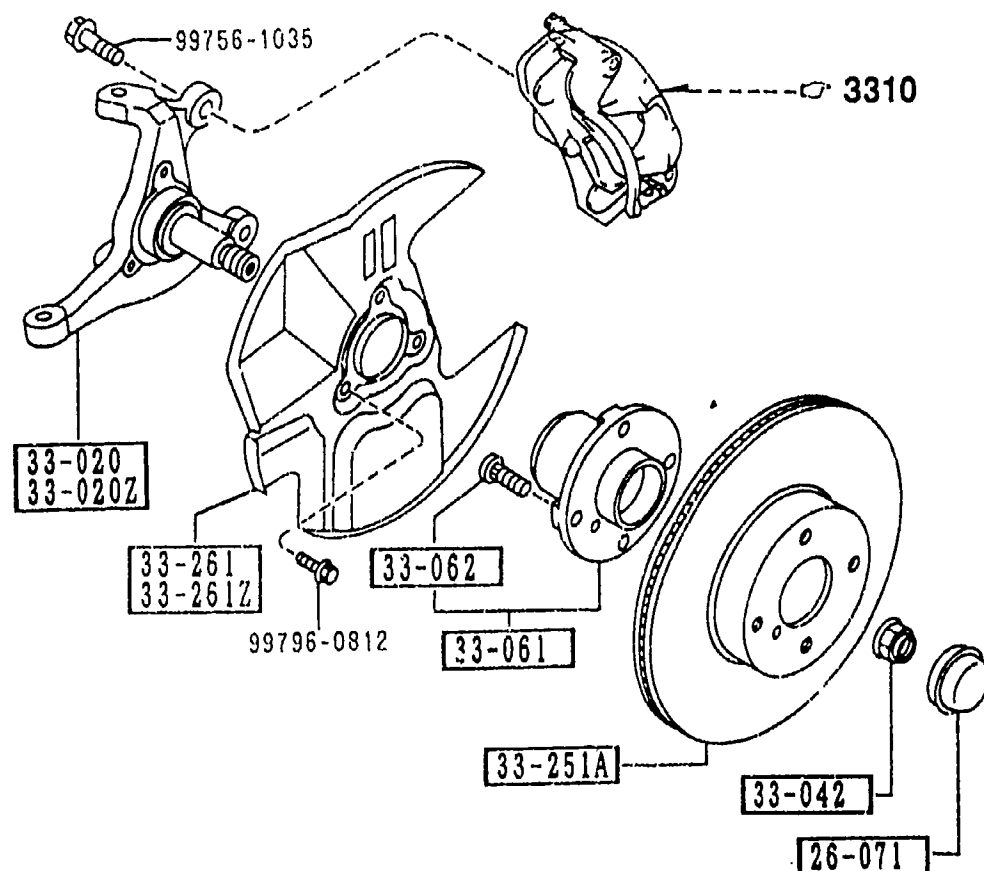
(W/O A. LOCK BRAKE)



(W/A. LOCK BRAKE)



(W/O A. LOCK BRAKE)



3300 -1 * FRONT AXLE

PART NO.	QTY	MODEL/RESTRICTION	MODEL/RESTRICTION	MODEL/RESTRICTION	FROM-TO
26-071		CAP, HUB			
B455-26-071	2				
33-020		KNUCKLE(R), STEERING			
NA01-33-021B	1	(W/O A. LOCK BRAKE)			
NA23-33-021B	1	(W/A. LOCK BRAKE)			
33-020Z		KNUCKLE(L), STEERING			
NA01-33-031B	1	(W/O A. LOCK BRAKE)			
NA23-33-031B	1	(W/A. LOCK BRAKE)			
33-042		NUT			
D06Y-33-042	2	W/WASHER			
33-061		HUB, WHEEL			
NA01-33-04X	2	(W/O A. LOCK BRAKE)			
NA23-33-04XA	2	(W/A. LOCK BRAKE)			
33-062		BOLT, HUB			
B455-33-062	8				
33-251A		PLATE, DISC			
NA75-33-25X A (NA75-33-25XB)	2				-7601
*NA75-33-25XB AN (NA75-33-25XC)	2				7601-7901
*NA75-33-25XC	2				7901-
33-261		COVER(R), DUST			
NA75-33-261	1				
33-261Z		COVER(L), DUST			
NA75-33-271	1				
33-471		ROTOR, SENSOR-FRT A.B .S.			
NA23-33-471B	2	(W/A. LOCK BRAKE)			
7601 NA35*V-737527 7901 NA35*V-739040					



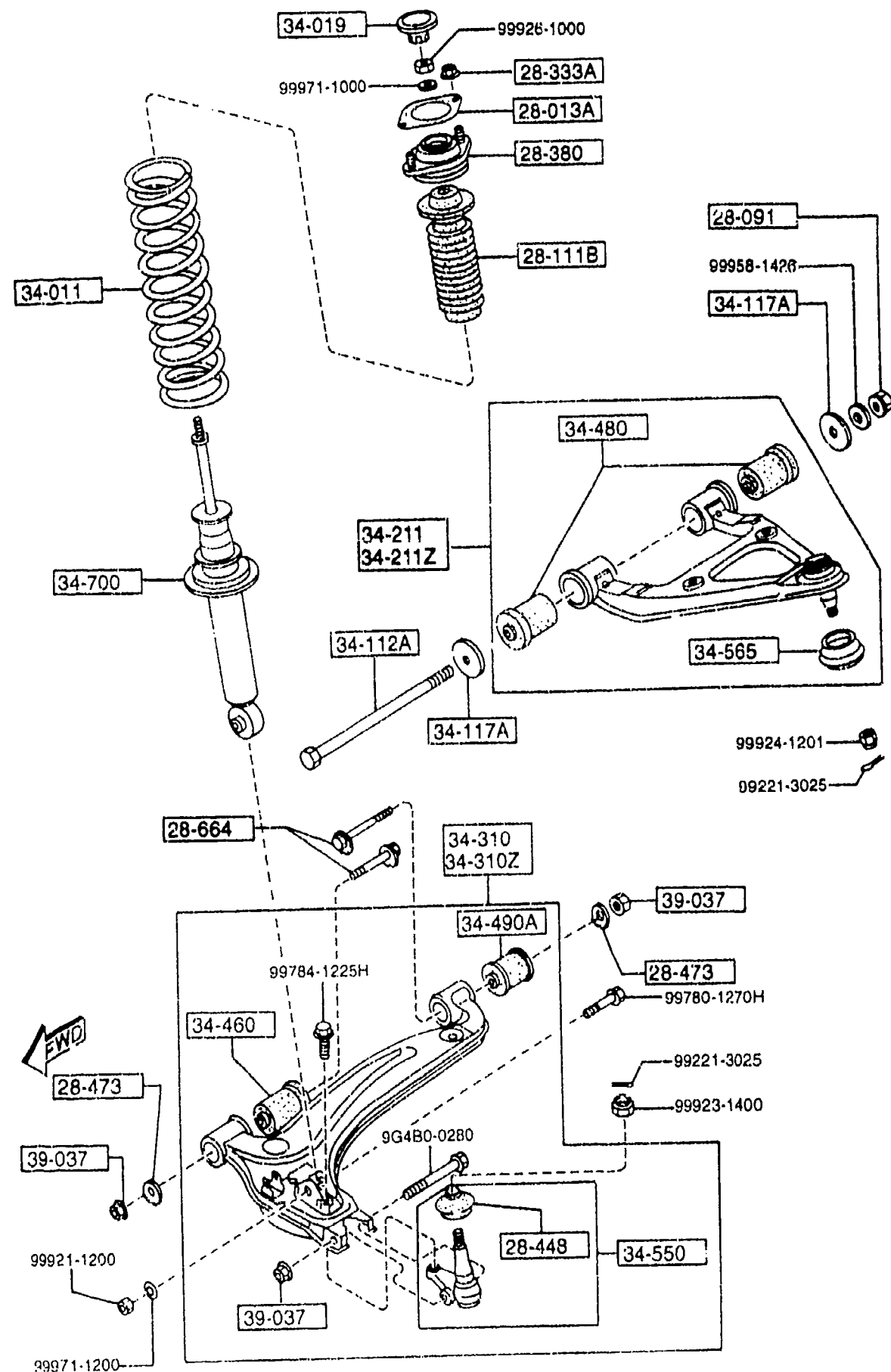


①...⑥ ⇨ 33-26Z

THOUGH ILLUSTRATIONS OF D-CODE 33-23Z, 33-26Z AND 49-280B ARE FOR LEFT SIDE ONLY, QUANTITIES OF THESE D-CODES IN THE TEXT ARE FOR ONE VEHICLE.

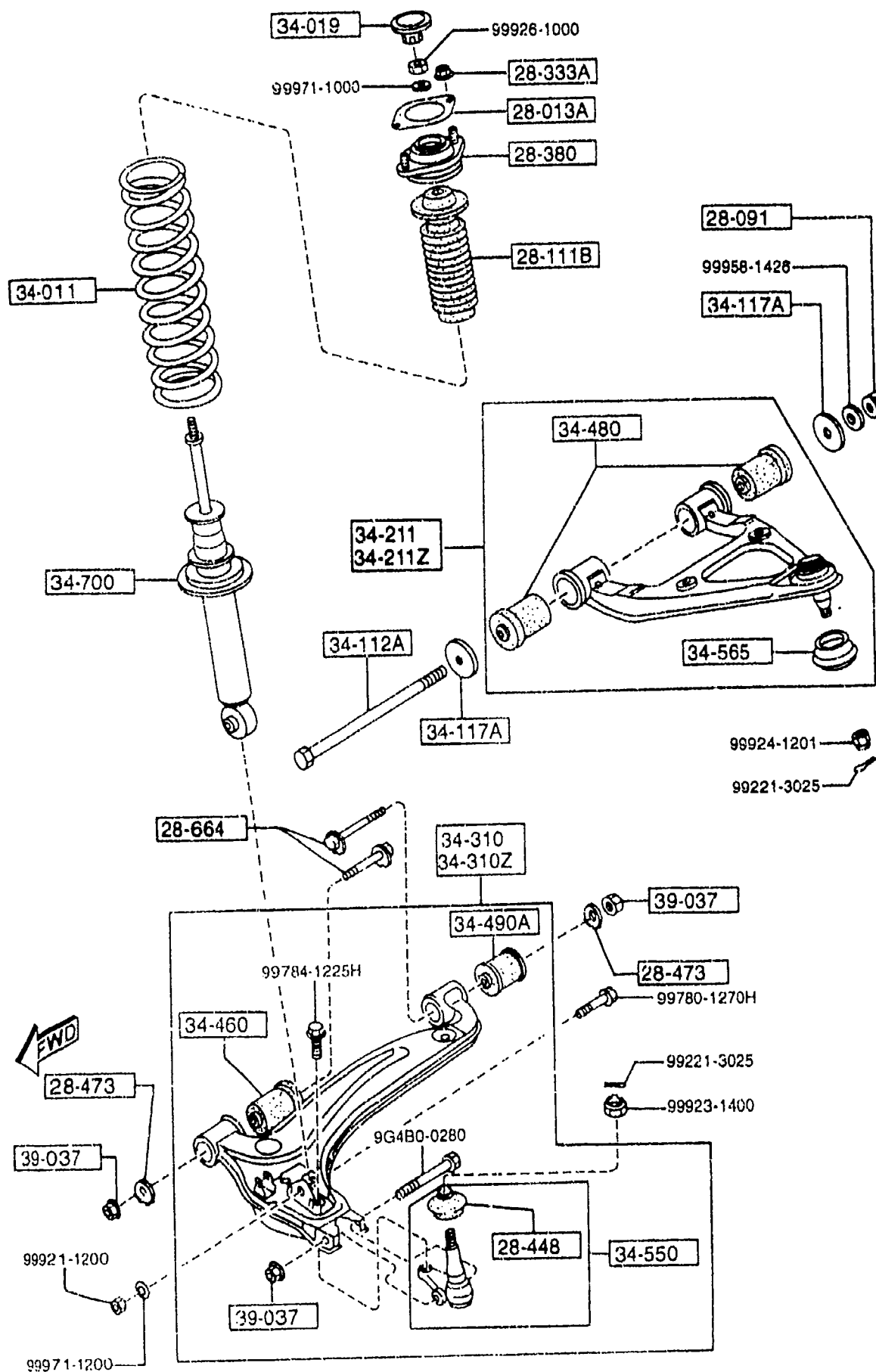
CAT. AUNA06-03

3400 FRONT SUSPENSION MECHANISMS



3400 -1 FRONT SUSPENSION MECHANISMS

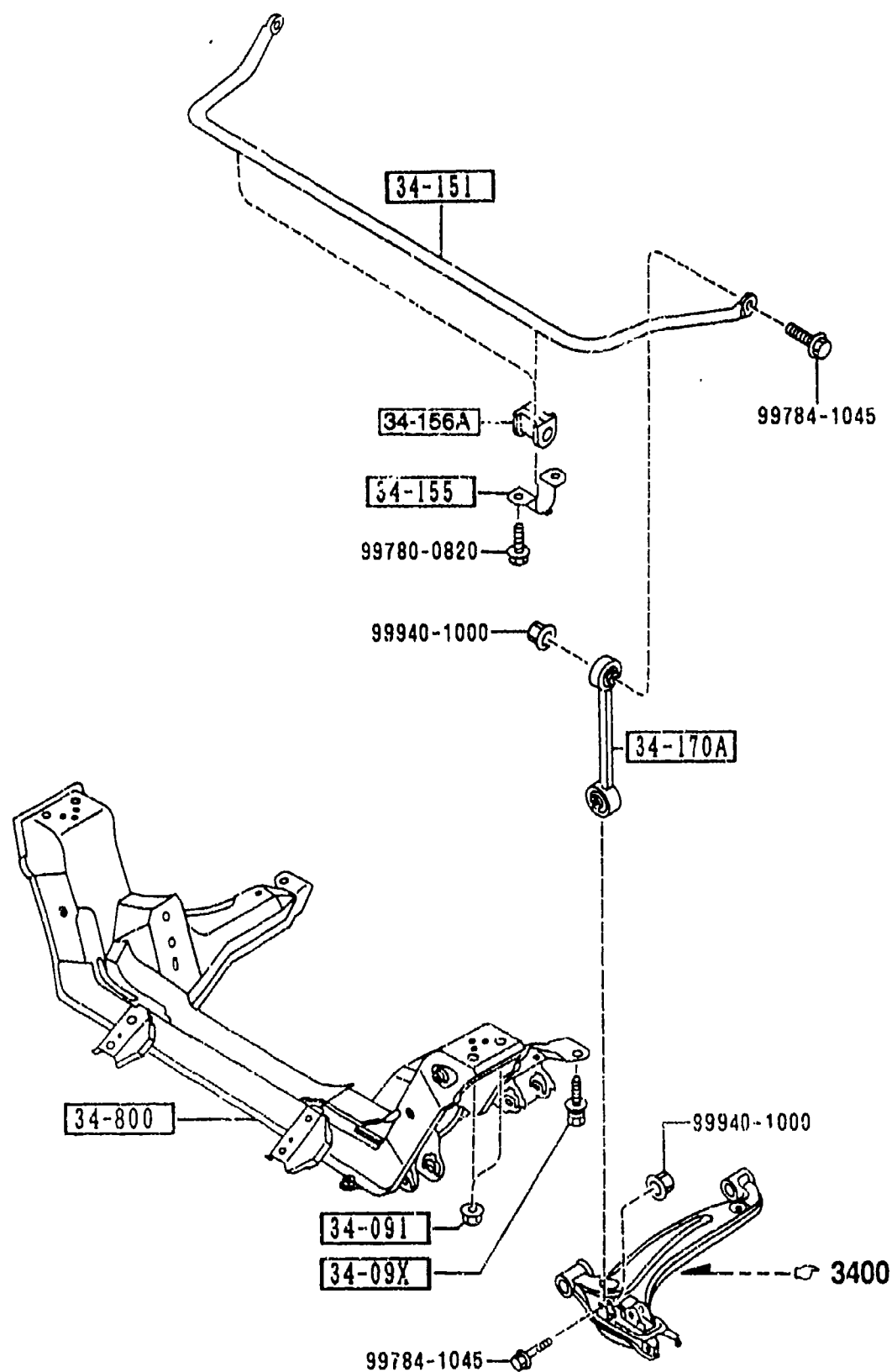
PART NO.	QTY	MODEL/RESTRICTION	MODEL/RESTRICTION	MODEL/RESTRICTION	FROM-TO
28-013A		SHEET, RUBBER			
G030-28-013A	2				
28-091		NUT			
FB01-28-091A	2				
28-111B		STOPPER, BUMP			
N021-34-111	2				
28-333A		NUT, FLANGE			
H001-28-333	4				
28-380		RUBBER, MOUNTING			
NA01-28-380B	2				
28-448		SEAL, DUST-BALL JOINT			
H266-28-448	2				
28-473		PLATE, CAM-SUB FRAME			
NA80-28-473	4				
28-664		BOLT, ADJUST			
NA80-28-662B	4				
34-011		SPRING, COIL-FRONT			
NA03-34-011	2 (MT)				
NA81-34-011	2 (AT)				
34-019		CAP, DAMPER			
NA01-34-019	2				
34-112A		BOLT			
NA01-34-112	2				
34-117A		WASHER			
NA01-34-117A	4				
34-211		ARM(R), UPPER			
*NA01-34-200A	1 (W/O A. LOCK BRAKE)				
*NA23-34-200	1 (W/A. LOCK BRAKE)				



PART NO.	QTY	MODEL/RESTRICTION	MODEL/RESTRICTION	MODEL/RESTRICTION	FROM-TO
34-480		BUSHING, RUBBER-LOWER ARM			
NA01-34-480A	4				
34-490A		BUSHING, RUBBER			
NA01-34-490	2				
34-550		BALL JOINT, LOWER			
NA01-34-550	2				
*NA01-34-550B	2				
34-565		SEAL, DUST			
NA01-34-565	2				
34-700		DAMPER, FRONT			
NA53-34-700B	2	(W/A. LOCK BRAKE)			
NO18-34-700B	2	((W/O A. LOCK BRAKE) >(EXC. BILSTEIN DAMP.))			
NO23-34-700D	2	((W/O A. LOCK BRAKE) >(BILSTEIN DAMP.))			
39-037		NUT			
B001-39-037B	6				
7901 NA35*V-739060					

-7901
7901-

3410 CROSSMEMBER & STABILIZER

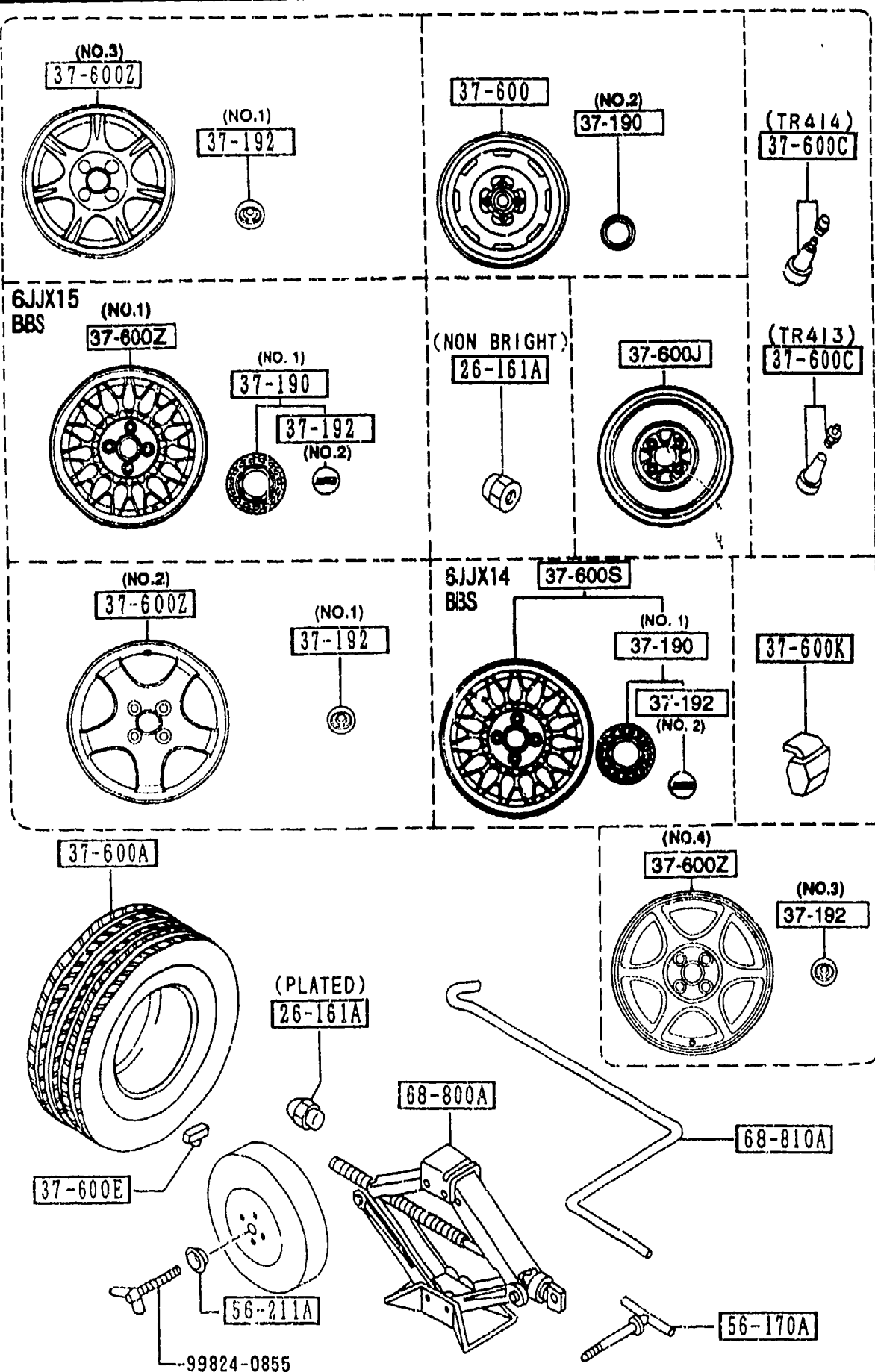


3410 -1 * CROSSMEMBER & STABILIZER

PART NO.	QTY	MODEL/RESTRICTION	MODEL/RESTRICTION	MODEL/RESTRICTION	FROM-10
34-09X		BOLT			
NA01-34-09XA	4				
34-091		NUT			
FB01-34-091	4				
34-151		STABILIZER, FRONT			
NA75-34-151	1	(BILSTEIN DAMP.)			
NA80-34-151	1	(EXC. BILSTEIN DAMP.)			
34-155		PLATE, STABILIZER			
FB01-34-155	2				
34-156A		RUBBER, STAB -FRT			
NA01-34-156A	2	(EXC. BILSTEIN DAMP.)			
NA75-34-156	2	(BILSTEIN DAMP.)			
34-170A		LINK, CONTROL-STAB			
NA01-34-170	2				
34-800		MEMBER, CROSS			
NA01-34-800D	1				



3700 TIRES & JACK

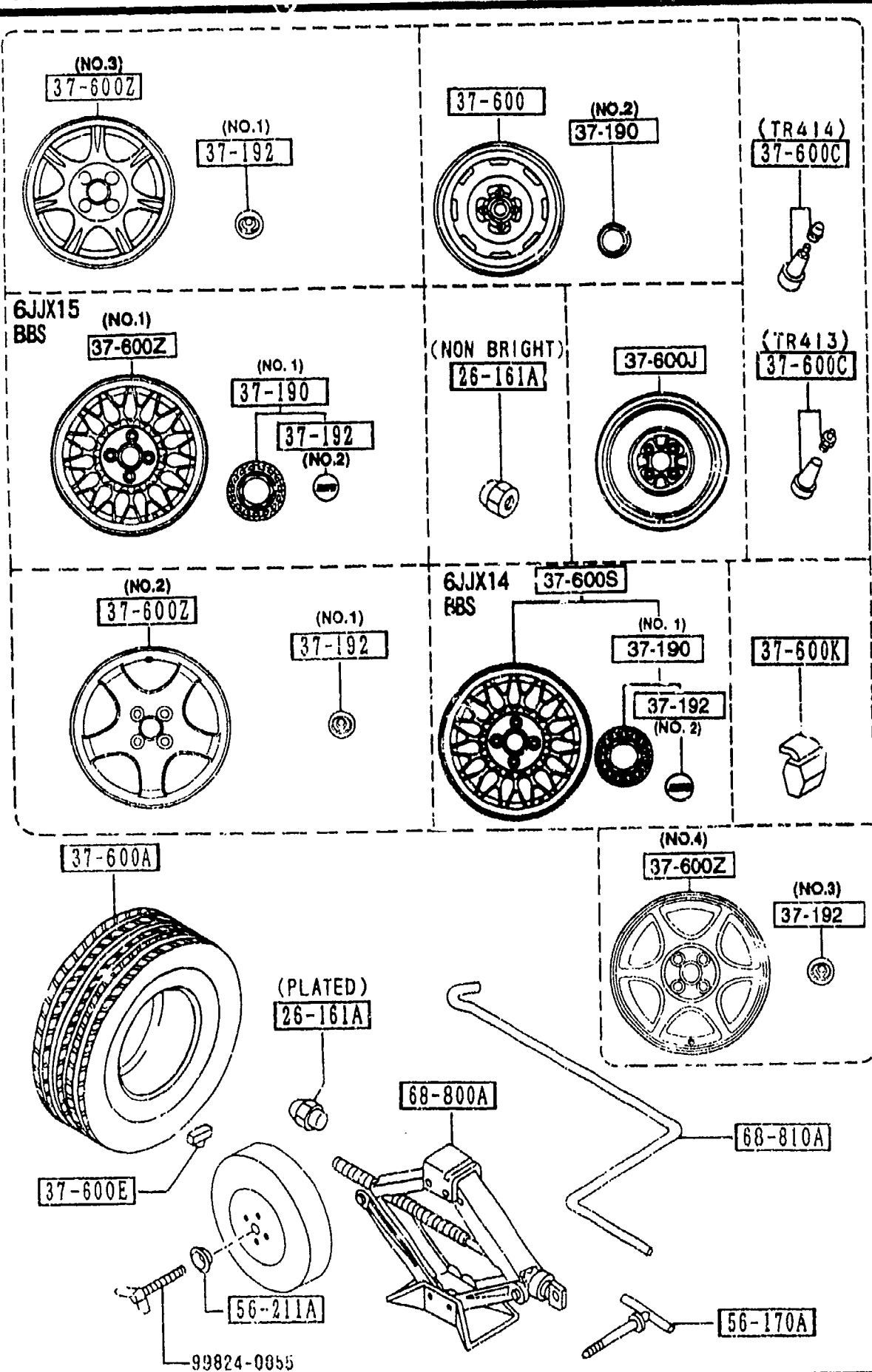


3700 -1 TIRES & JACK

PART NO.	QTY	MODEL/RESTRICTION	MODEL/RESTRICTION	MODEL/RESTRICTION	FROM-TO
26-161A		NUT, HUB			
0603-26-161	16	NON BRIGHT			
B002-37-160	16	PLATED			
37-190		CAP, CENTER			
M011-37-190	4	(ILLUST. NO.1)			
B455-37-191	4	(ILLUST. NO.2)			
37-192		EMBLEM, CAP-WHEEL			
EA02-37-192	4	(ILLUST. NO.1)			
M011-37-192	4	(ILLUST. NO.2)			
TB50-37-192A	4	(ILLUST. NO.3)			
37-600		WHEEL, DISC-STEEL			
9965B-95540	4	5.5JJX14 P=100/O=45			
37-600A		TIRE			
90620-47614	1	T115/70D14			
90623-06684	4	P185/60R14 DUNLOP			
90624-26684	4	P185/60R14 BS			
90625-56684	4	P185/60R14 YOKOHAMA			
37-600C		VALVE, AIR			
99636-04130	1	TR413			
99636-04140	4	TR414			
37-600E		WEIGHT, DISC WHEEL-ST			
99655-30005	4	EEL 50			
99655-30010	4	10G			
99655-30015	4	15G			
99655-30020	4	20G			

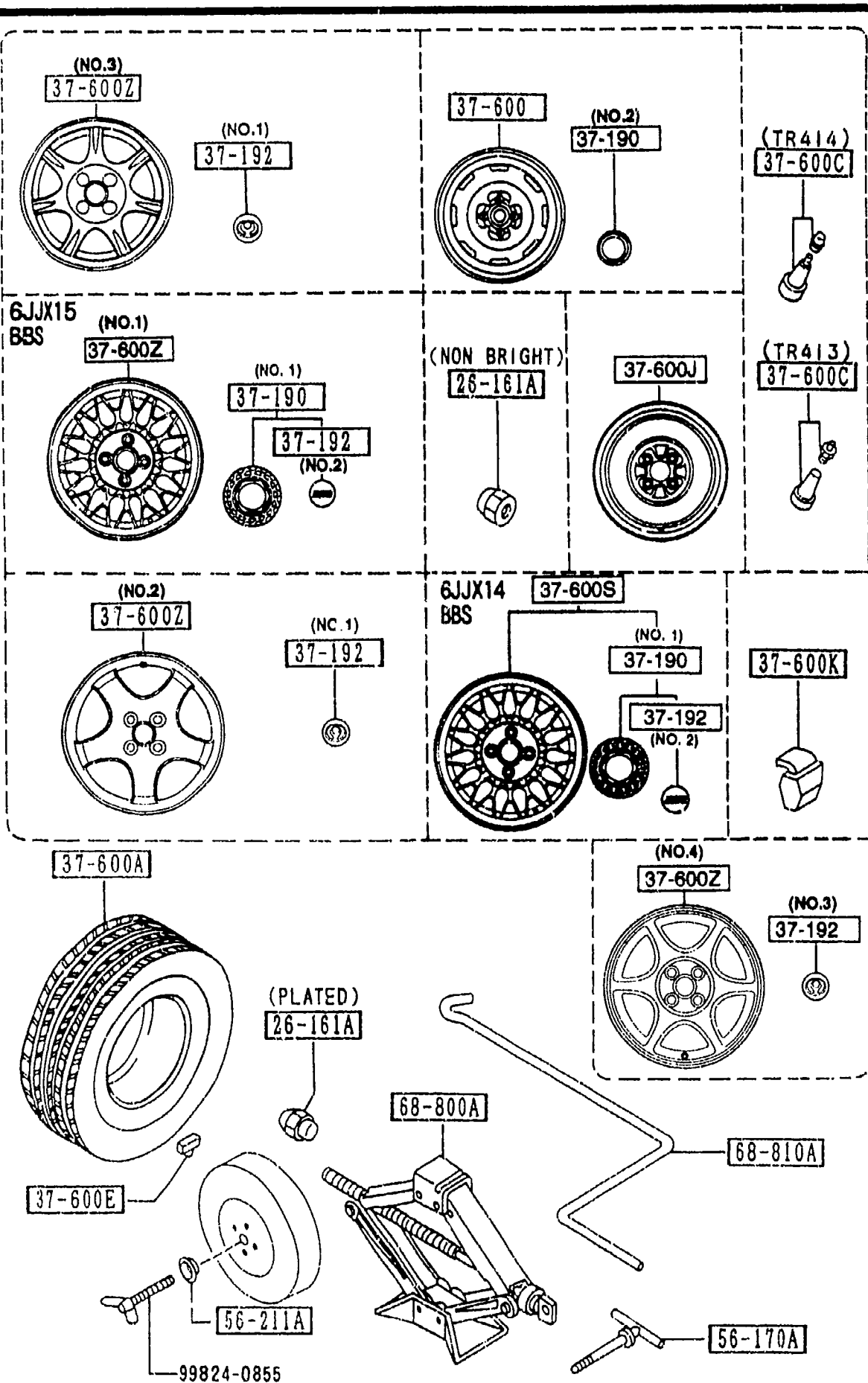
6C01 NA35*V-725591

3700 TIRES & JACK

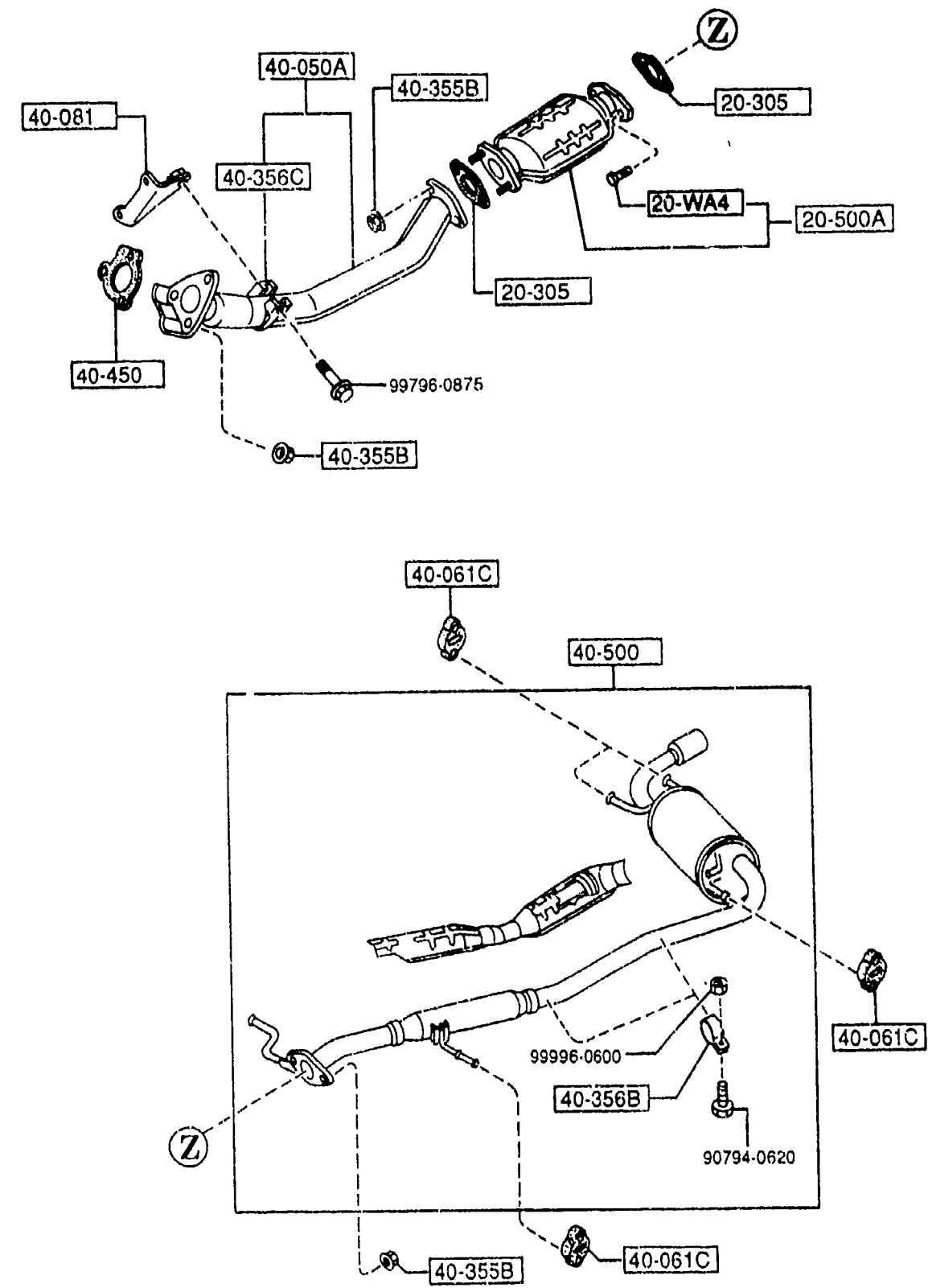


3700 -2 TIRES & JACK

PART NO.	QTY	MODEL/RESTRICTION	MODEL/RESTRICTION	MODEL/RESTRICTION	FROM-TO
CONT'D					
99655-30025	4	25G			
99655-30030	4	30G			
99655-30035	4	35G			
99655-30040	4	40G			
99655-30045	4	45G			
99655-30050	4	50G			
99655-30055	4	55G			
99655-30060	4	60G			
37-600J	1	WHEEL, DISK-TEMPORARY			
99652-14040	1	4TX14 P=100/O=45			
37-600K	4	WEIGHT, DISC WHEEL-AL			
99655-90005	4	UP: 5G FOR 1-PIECE WHL			
99655-90010	4	10G FOR 1-PIECE WHL			
99655-90015	4	15G FOR 1-PIECE WHL			
99655-90020	4	20G FOR 1-PIECE WHL			
99655-90025	4	25G FOR 1-PIECE WHL			
99655-90030	4	30G FOR 1-PIECE WHL			
99655-90035	4	35G FOR 1-PIECE WHL			
99655-90040	4	40G FOR 1-PIECE WHL			
99655-90045	4	45G FOR 1-PIECE WHL			
99655-90050	4	50G FOR 1-PIECE WHL			
99655-90055	4	55G FOR 1-PIECE WHL			
99655-90060	4	60G FOR 1-PIECE WHL			



PART NO.	QTY	MODEL/RESTRICTION	MODEL/RESTRICTION	MODEL/RESTRICTION	FROM-TO
37-600S	4	WHEEL SET, DISC-ALUMI			
8BN4-37-600		6JJX14 BBS			
37-600Z	4	WHEEL, DISC-ALUMI.			
9965C-36050		6JJX15 BBS			
9965E-86050	4	(ILLUST. NO. 1)			
9965I-36040	4	6JJX15			
9965I-96040	4	(ILLUST. NO. 2)			
9965F-86050	4	6JJX14 SILVER			
		(ILLUST. NO. 3)			
		6JJX14 BRIGHT			
		(ILLUST. NO. 3)			
		6JJX15			
		(ILLUST. NO. 4)			
56-170A	1	BOLT, JACK SET			
B001-56-170C					
56-211A	1	PLATE, CLAMP-JACK			
1219-56-211					
68-800A	1	JACK			
B455-37-790A					
68-810A	1	HANDLE, JACK			
GJ21-37-810					
6C01 NA35*V-725591					

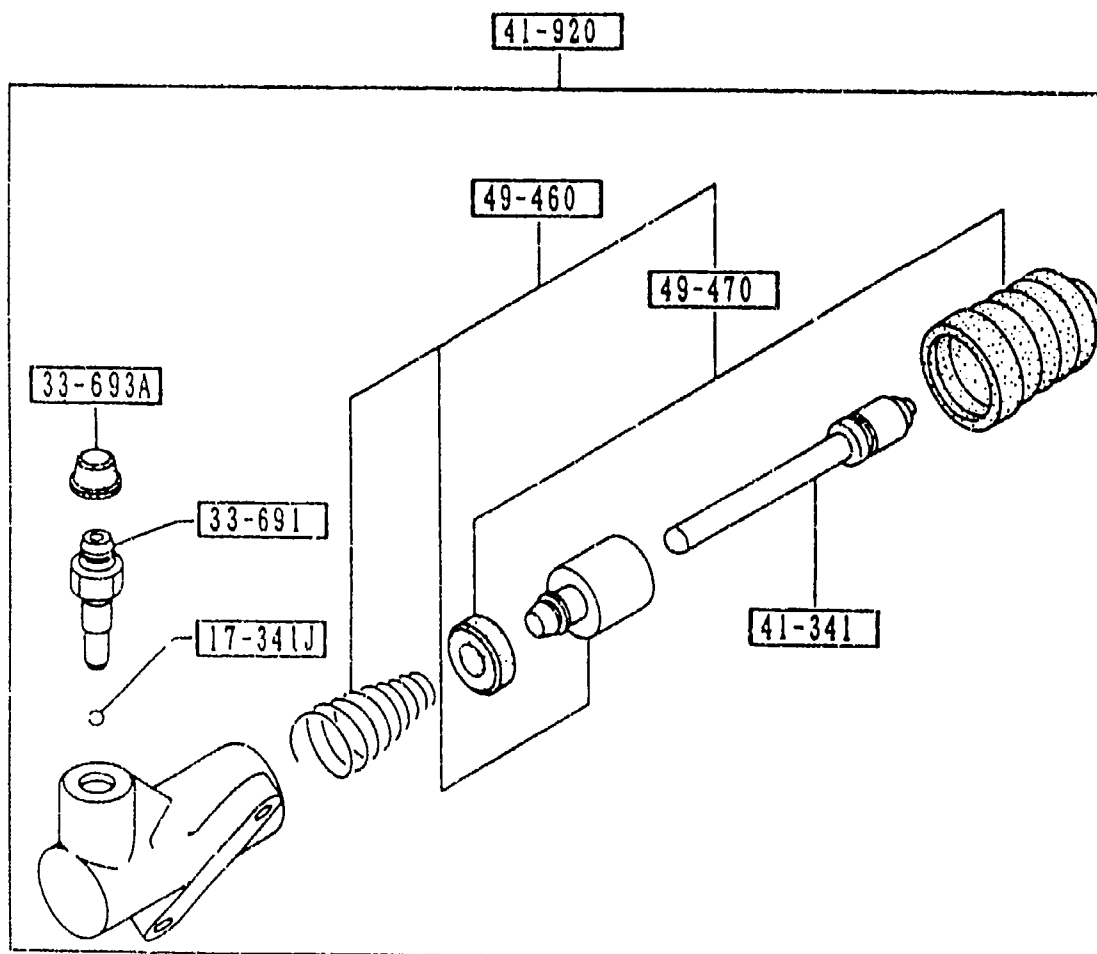


PART NO.	QTY	MODEL/RESTRICTION	MODEL/RESTRICTION	MODEL/RESTRICTION	FROM-TO
20-WA4		BOLT			
*Z502-20-WA4	4				
20-305		GASKET, EXH. PIPE-CONVERTER			
B690-40-305	2	NON ASBESTOS			
20-500A		CATALYST, THREE WAY			
BPS1-20-600	1				
40-050A		PIPE, EXHAUST-FRONT			
BP56-40-500B	1				
40-061C		HANGER, SILENCER			
RF03-40-061	4				
40-081		BRACKET, HANGER			
B690-40-080A	1				
40-355B		NUT			
JE10-40-355	7				
40-356B		BAND			
B6A5-40-356	2				
40-356C		BAND			
B690-40-356	1				
40-450		GASKET, CONVERTER			
B690-40-450	1	NON ASBESTOS			
40-500		SILENCER, MAIN			
BPA5-40-100 A (BPA5-40-100B)	1 (MT)				-7416
BPA6-40-100 A (BPA6-40-100B)	1 (AT)				-7416
*BPA5-40-100B	1 (MT)				7416-
*BPA6-40-100B	1 (AT)				7416-

7416 NA35*V-735634

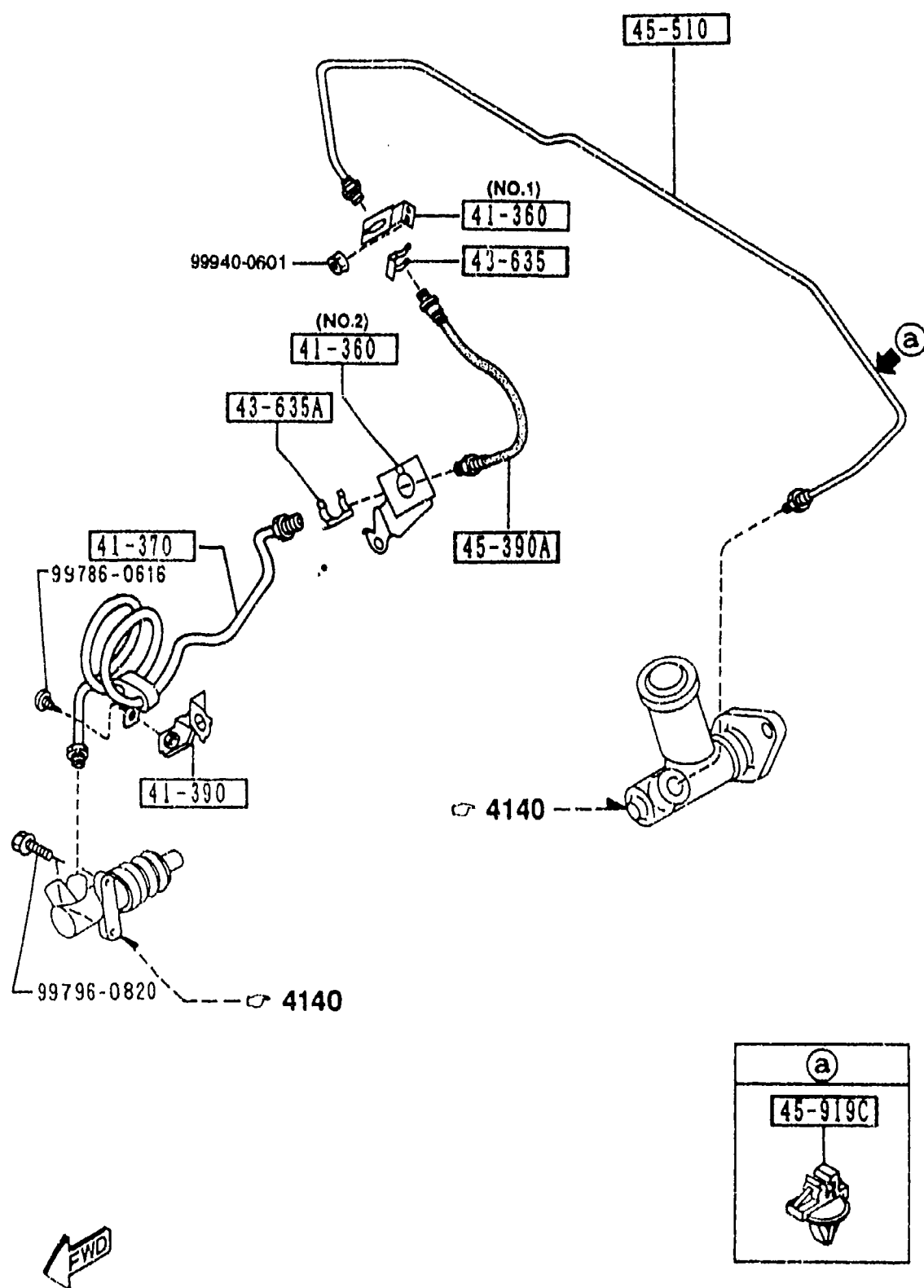


4140 -1 * MANUAL TRANSMISSION CLUTCH RELEASE & MASTER CYLINDERS

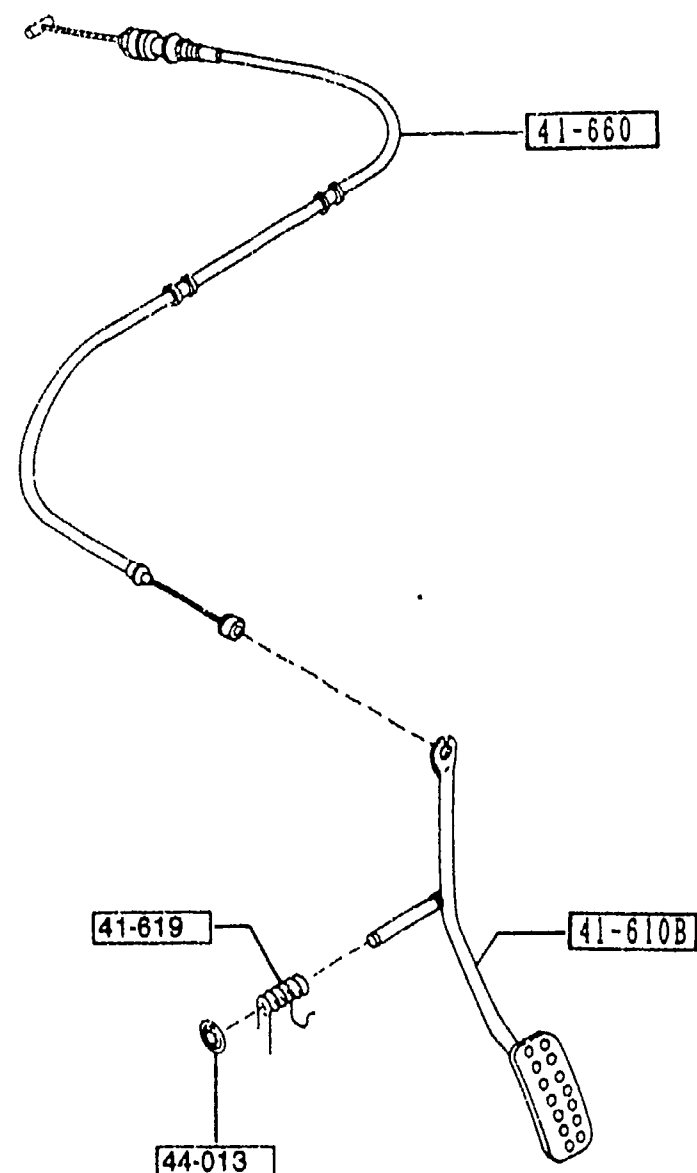


PART NO.	QTY	MODEL/RESTRICTION	MODEL/RESTRICTION	MODEL/RESTRICTION	FROM-TO
+-----+ 17-341J +-----+		BALL,STEEL			
99611-1500	1				-6C01
+-----+ 33-691 +-----+		SCREW,BLEEDER			
0259-33-691	1				-6C01
GA5R-33-691	1				6C01-
+-----+ 33-693A +-----+		CAP,BLEEDER SCREW			
0259-33-693	1				
+-----+ 41-341 +-----+		ROD,PUSH			
H266-41-341	1				
+-----+ 41-470 +-----+		SPRING			
B312-41-470	1				
+-----+ 41-920 +-----+		CYL.,CLUTCH RELEASE			
NA01-41-920	1				
+-----+ 41-990 +-----+		CYL.,CLUTCH MASTER			
NA01-41-400A	1				
+-----+ 43-552S +-----+		CAP SET,RESERVE TANK			
B093-49-580	1				
+-----+ 49-460 +-----+		PARTS KIT,INNER			
H005-49-460	1				
+-----+ 49-470 +-----+		SEAL KIT			
H005-49-470	1				
+-----+ 49-686B +-----+		BUSH,ELBOW JOINT			
0305-49-686B	1				

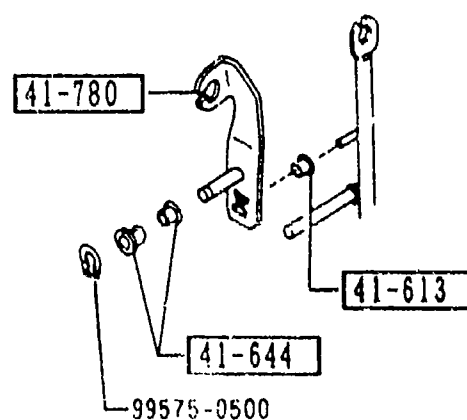
6C01 NA35*V-725591



PART NO.	QTY	MODEL/RESTRICTION	MODEL/RESTRICTION	MODEL/RESTRICTION	FROM-TO
41-360		HOLDER, CLUTCH			
NA02-41-370	1	MIDORI (ILLUST. NO.1)			
NA75-41-370	1	(ILLUST. NO.2)			
41-370		PIPE, CLUTCH			
NA75-41-360 AN(NA75-41-360A)	1				-7901
*NA75-41-360A	1				7901-
41-390		HOLDER, PIPE			
NA01-41-390	1				
43-635		CLIP, FLEXIBLE HOSE			
W023-43-635A	1				
43-635A		CLIP, FLEXIBLE HOSE			
0136-43-635	1				
45-390A		HOSE, CLUTCH FLEXIBLE			
HE01-45-540	1				
45-510		PIPE, CLUTCH			
NA01-45-510C	1	(W/O A. LOCK BRAKE)			
NA20-45-510D	1	(W/A. LOCK BRAKE)			
45-919C		CLIP, PIPE			
G030-45-919A	1				
7901 NA35*V-739040					




(W/AUTO CRUISE CONT.)



4160 -1 * ACCELERATOR CONTROL SYSTEM

PART NO.	QTY	MODEL/RESTRICTION	MODEL/RESTRICTION	MODEL/RESTRICTION	FROM-TO
41-610B		PEDAL & ARM			
NA01-41-610B	1	BASE, H-PKG, R-PKG, (W/O AUTO CRUISE.CON T.)			
NA02-41-610B	1	P.E.GR, L-PKG, (W/AUTO CRUISE.CONT.)			
41-613		ROLLER			
B104-41-114	1	P.E.GR, L-PKG, (W/AUTO CRUISE.CONT.)			
41-619		SPRING, RETURN			
NA01-41-619	1				
41-644		BUSH			
0259-41-644	2	ONDO KOSAKUSHO P.E.GR, L-PKG, (W/AUTO CRUISE.CONT.)			
41-660		CABLE, ACCEL.			
NB15-41-660	1				
41-780		LEVER, ACCELERATOR			
NA01-41-130A	1	P.E.GR, L-PKG, (W/AUTO CRUISE.CONT.)			
44-013		WASHER, PARKING LEVER			
H380-44-013	1				

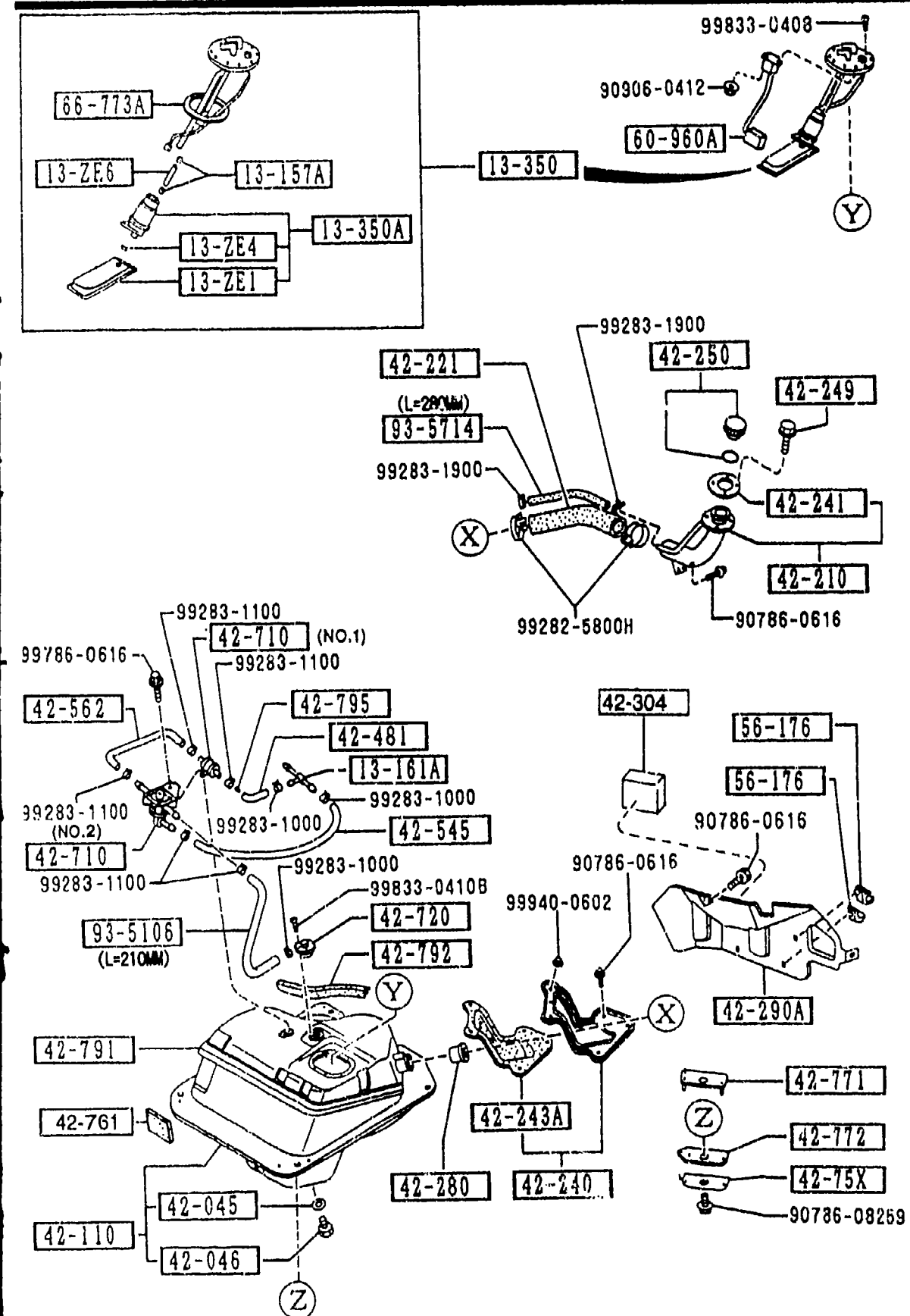
4200 -2 FUEL TANK



NA01-42-291C		7801 NA35*V-739024
C NA01-42-291D	1	
NA75-42-762	1	

4200 FUEL TANK

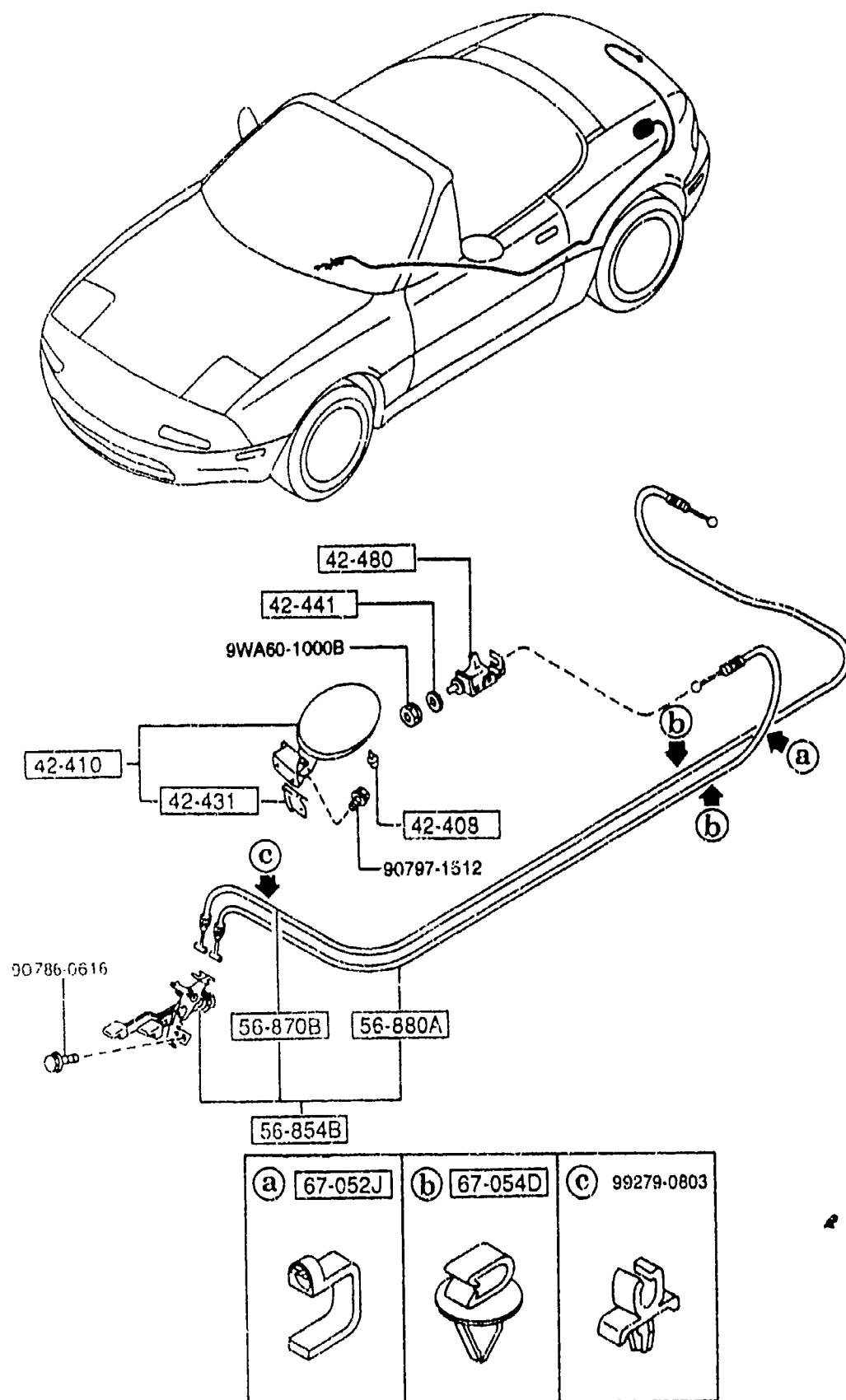
4200 -3 * FUEL TANK



PART NO	QTY	MODEL/RESTRICTION	MODEL/RESTRICTION	MODEL/RESTRICTION	FROM-TO
42-761		PAD			6802-
NA75-42-76X	1				
42-771		RUBBER(UP), MOUNT-TANK			
NA01-42-771	4				
42-772		RUBBER(LWR), MOUNT-TANK			
NA01-42-772	4				
42-791		PAD, FUEL TANK			
NA01-42-761	1				
42-792		PAD, FUEL TANK			
NA01-42-762	1				
42-795		INSERT			
GN51-42-795	1				
56-176		HOLDER, JACK HANDLE			
G030-56-176	3				
60-960A		GAUGE, FUEL TANK			
NA75-60-960A	1				
66-773A		GASKET			
J004-60-962	1				
93-5106		HOSE			
99351-06999	1	L=1M CUT IT TO USE			
93-5714		HOSE			
99357-14999	1	L=1M CUT IT TO USE			

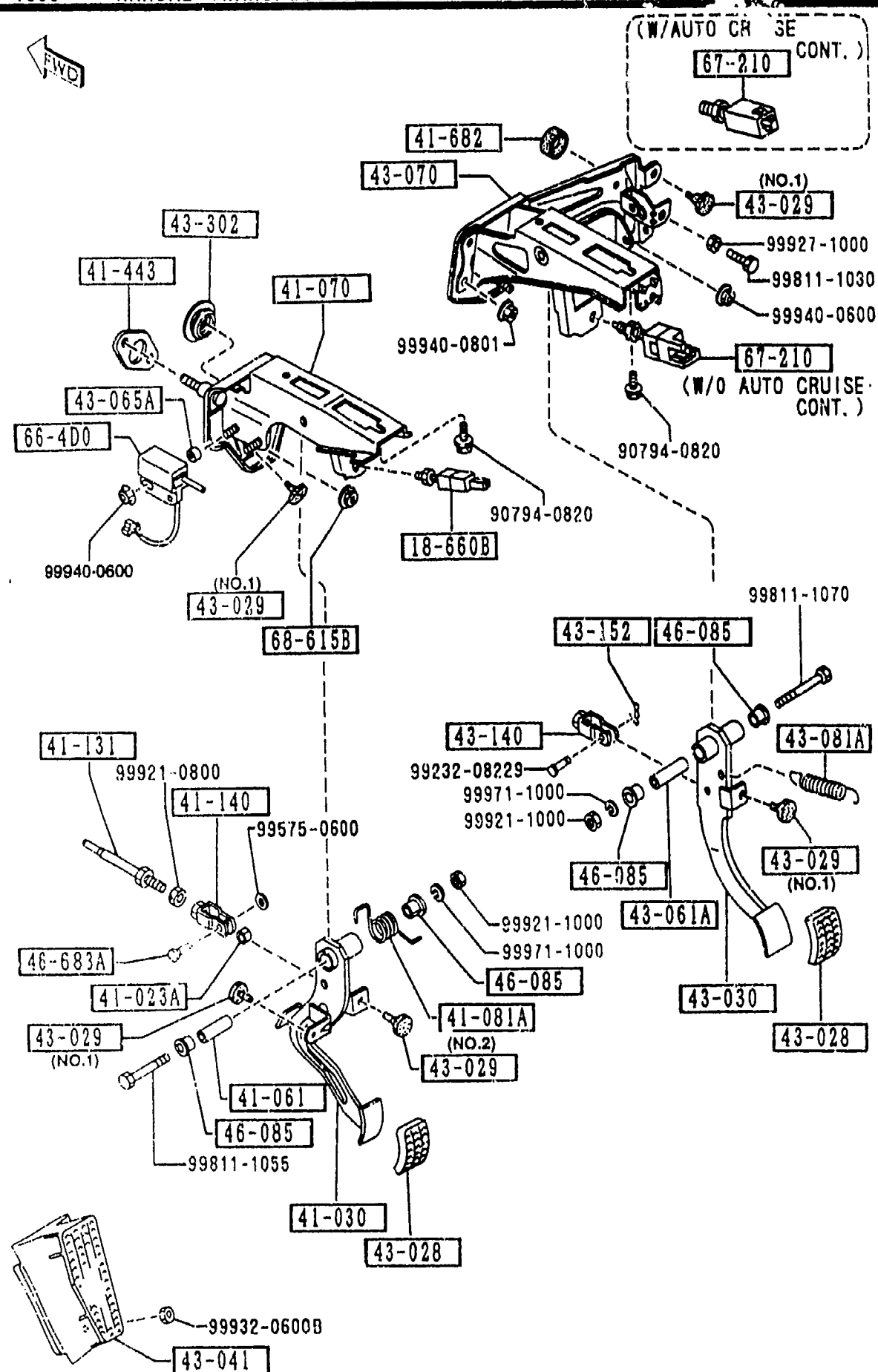
4210 FUEL LID OPENER

4210 -1 * FUEL LID OPENER



PART NO.	QTY	MODEL/RESTRICTION	MODEL/RESTRICTION	MODEL/RESTRICTION	FROM-TO
42-408		STOPPER, FILLER LID			
0187-70-491	2				
42-410		LID, FUEL FILLER			
NA01-42-410B	1				
42-431		SPRING LIFT, LID			
H043-42-431D	1				
42-441		WASHER, LID OPENER			
NA01-56-896	1				
42-480		OPENER, FILLER LID			
B095-56-890A	1				
56-854B		OPENER, T/LID & F/LID			
N007-56-850A	1				
56-870B		CABLE, T/LID OPENER			
N007-56-880A	1				
56-880A		CABLE, F/LID OPENER			
NA01-56-890A	1				
67-052J		CLIP			
B001-67-051	1				
67-054D		CLIP			
H260-67-054	2				

4300 MANUAL TRANSMISSION CLUTCH & BRAKE PEDALS

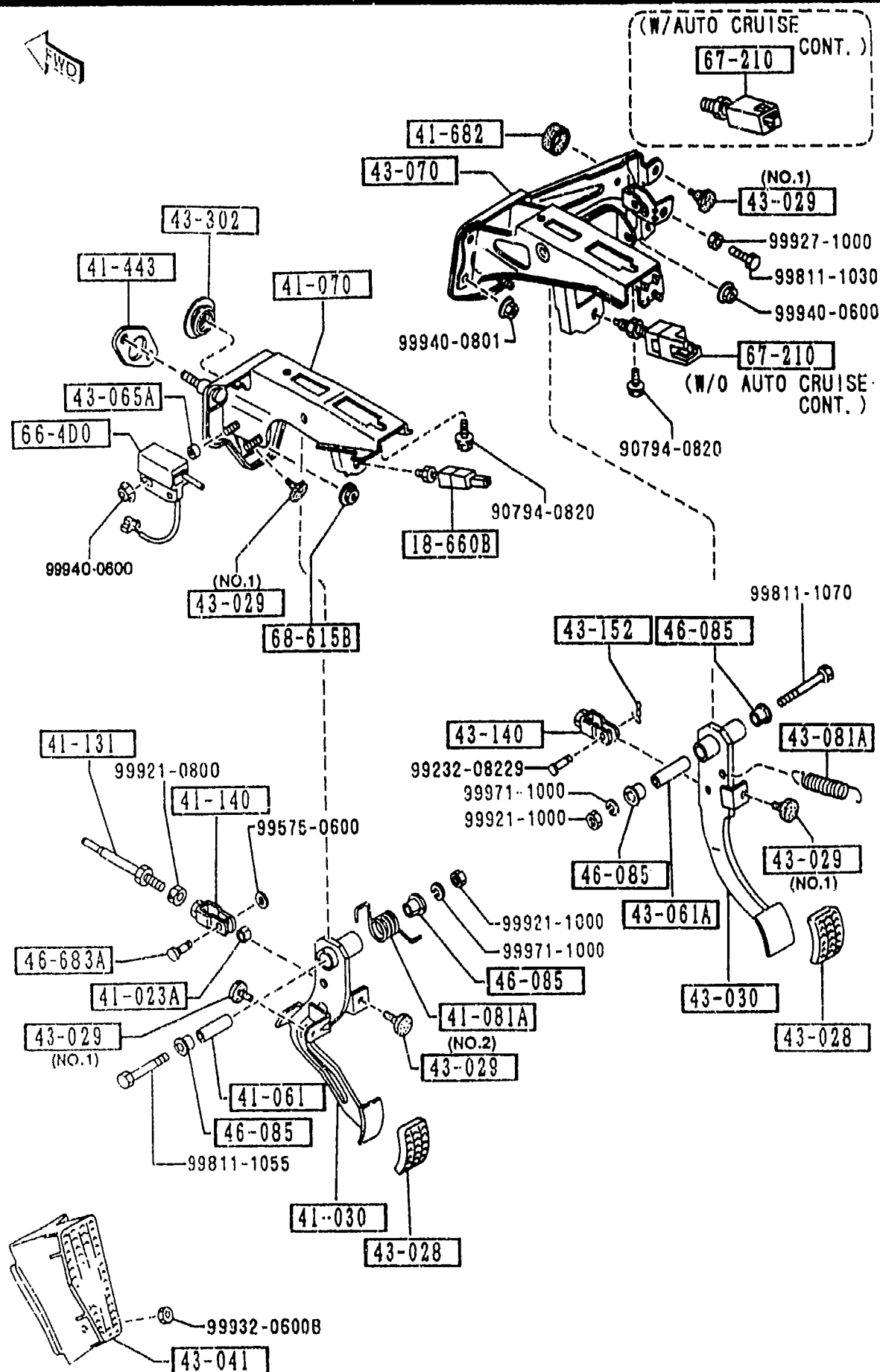


4300 -1 MANUAL TRANSMISSION CLUTCH & BRAKE PEDALS

PART NO.	QTY	MODEL/RESTRICTION	MODEL/RESTRICTION	MODEL/RESTRICTION	FROM-TO
18-660B		SWITCH, CLUTCH			
LA01-66-490A	1				
41-023A		BUSH			
0727-41-023	1				
41-030		PEDAL, CLUTCH			
NA01-41-030D	1				
41-061		SPACER			
0727-41-061	1				
41-070		BRACKET, MASTER CYL.			
NA01-41-070B	1				
41-081A		SPRING, RETURN			
BR70-41-081	1				
41-131		ROD, PUSH			
0824-41-131	1				
41-140		FORK, CLUTCH			
NA01-41-140B	1				
41-443		GASKET			
NA01-41-443	1				
41-682		RUBBER, STOP			
1456-41-682	1	P.E. GR, L-PKG, (W/AUTO CRUISE CONT.)			-7801
M1456-41-682	1				7801-
43-028		PAD, PEDAL			
B092-43-028	2				
43-029		RUBBER, STOPPER			
B001-43-029	4	KUROISHI TEKKO (ILLUST. NO.1)			
G030-43-029	1	OIRES KOGYO (ILLUST. NO.2)			

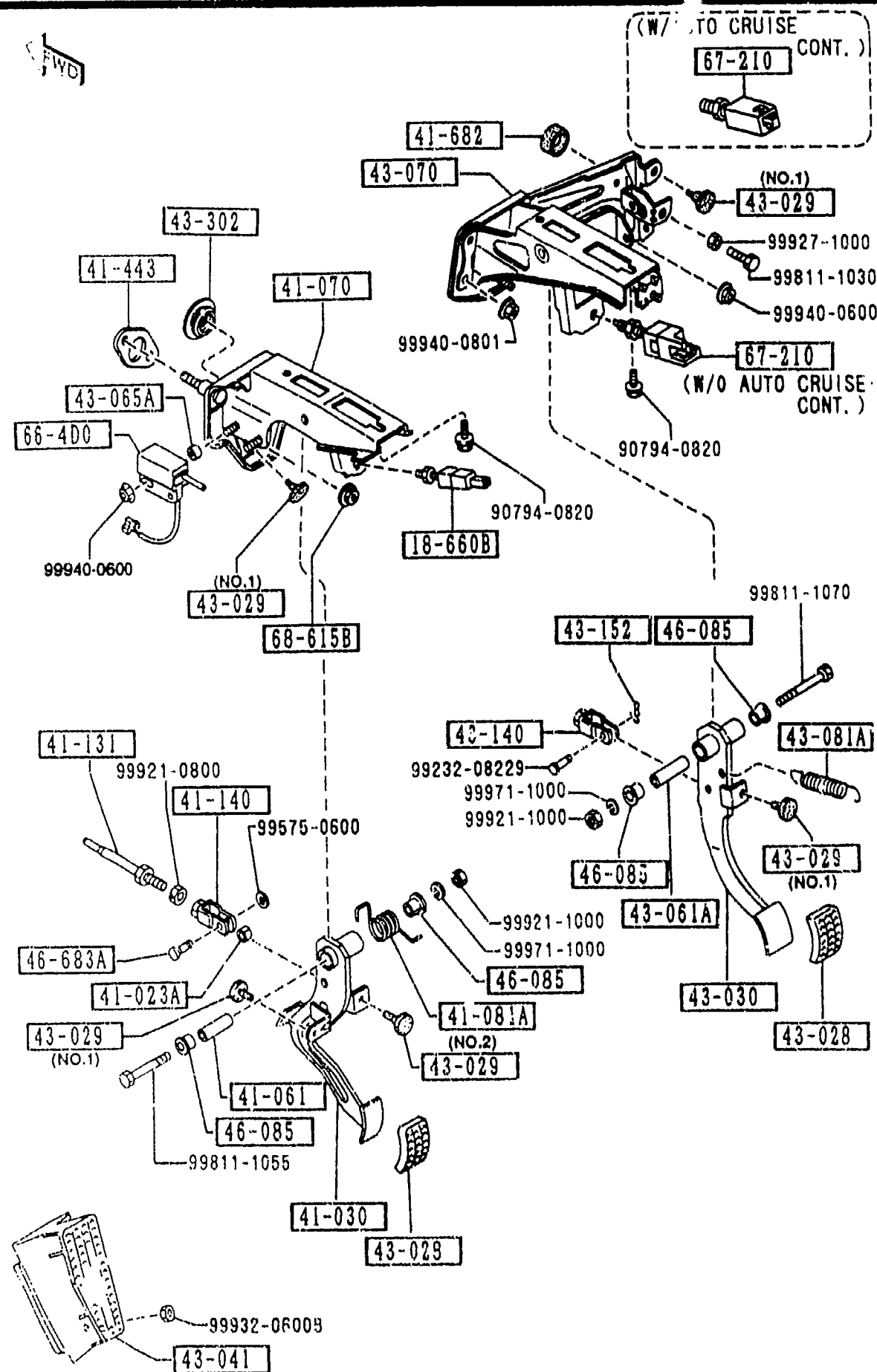
7801 NA35*V-739024

4300 MANUAL TRANSMISSION CLUTCH & BRAKE PEDALS



PART NO.	QTY	MODEL/RESTRICTION	MODEL/RESTRICTION	MODEL/RESTRICTION	FROM-TO
43-030		PEDAL, BRAKE			
NA01-43-030B	1				
43-041		REST, FOOT			
NA01-43-041	1				
43-061A		PIPE, PEDAL			
0866-43-062	1				
43-065A		SPACER			
BR70-43-065	1				
43-070		BRACKET, MASTER CYL.			
NA01-43-070B	1	BASE, N-PKG, R-PKG, (W/O AUTO CRUISE CONT.)			-7101
AN(NA01-43-070C)					
NA02-43-070B	1	P.E. GR, L-PKG, (W/AUTO CRUISE CONT.)			-7101
AN(NA02-43-070C)					
NA01-43-070C	1	BASE, N-PKG, R-PKG, (W/O AUTO CRUISE CONT.)			7101-7801
NA02-43-070C	1	P.E. GR, L-PKG, (W/AUTO CRUISE CONT.)			7101-7801
*NA02-43-070C	1				7801-
43-081A		SPRING, RETURN-BRAKE			
B092-41-081	1				
43-140		FORK, BRAKE			
1524-43-141	1				
43-152		PIN, SNAP			
D001-43-152	1				
43-302		GROMMET, BRAKE PEDAL			
B180-43-302	1				
46-085		BUSH			
1015-46-085	4				
46-683A		PIN			
7101 NA35*V-727842					
7801 NA35*V-739024					

4300 MANUAL TRANSMISSION CLUTCH & BRAKE PEDALS

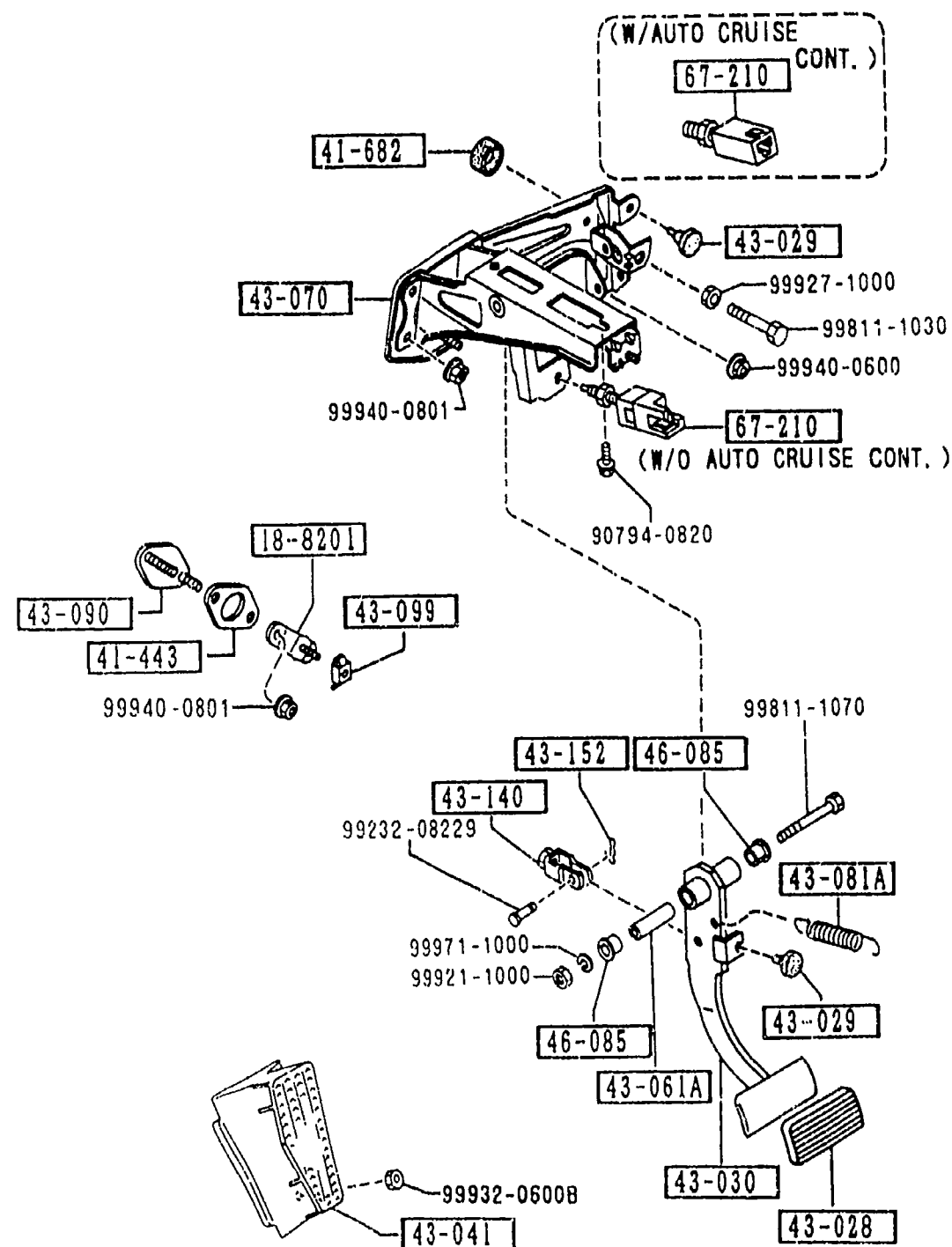


4300 -3 * MANUAL TRANSMISSION CLUTCH & BRAKE PEDALS

PART NO.	QTY	MODEL/RESTRICTION	MODEL/RESTRICTION	MODEL/RESTRICTION	FROM-TO
CONT'D 0223-46-683	1				
66-4D0		SWITCH, CLUTCH CUT			
FB01-66-4D0	1				
67-210		SWITCH, STOP-LAMP			
BR70-66-490A	1	P.E. GR, L-PKG, (W/AUTO CRUISE CONT.)			
B001-66-490A	1	BASE, H-PKG, R-PKG, (W/O AUTO CRUISE CONT.)			
68-615B		NUT, FLANGE-CAP			
B100-68-615	1				

4300A AUTOMATIC TRANSMISSION BRAKE PEDAL

FWD

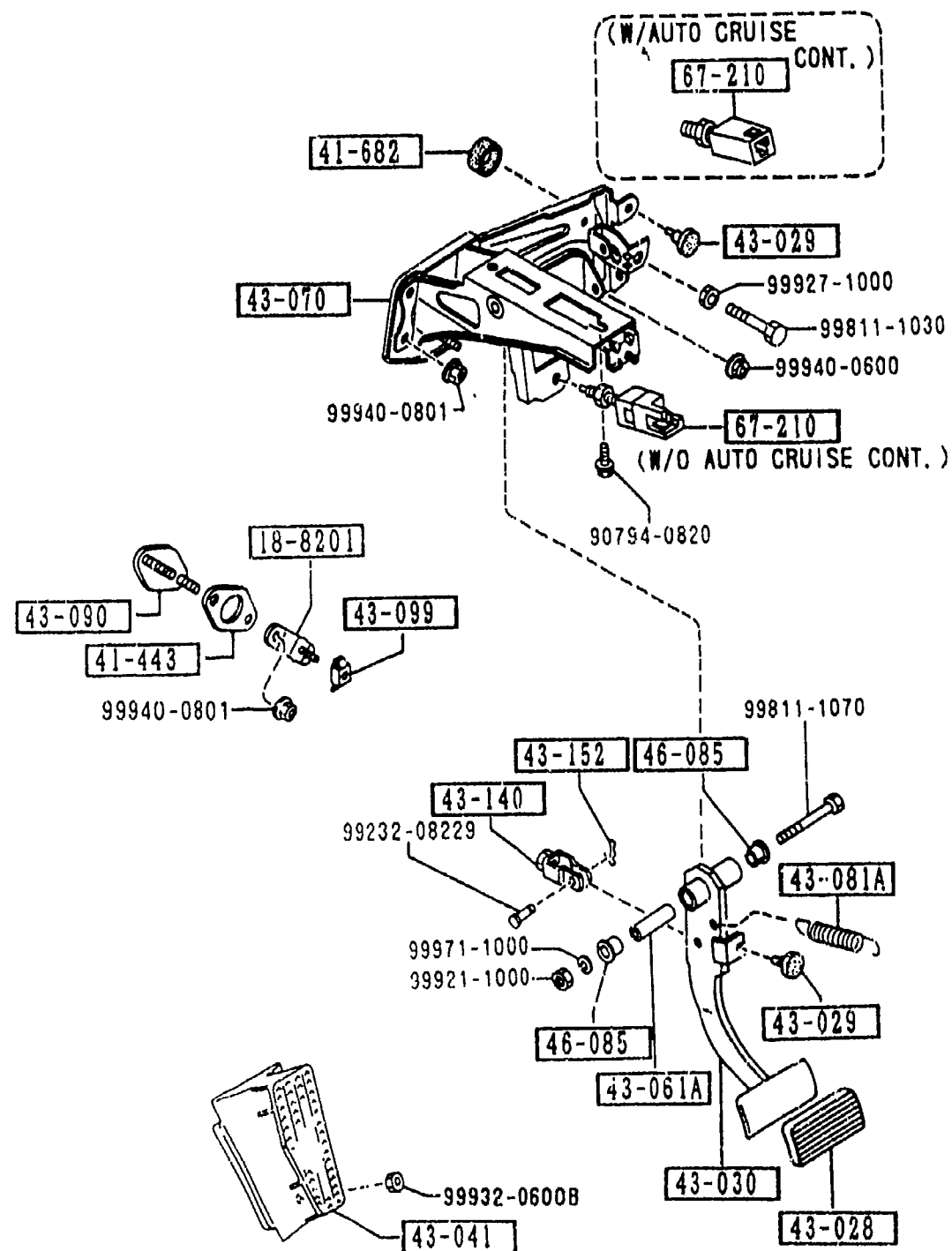


4300A -1 AUTOMATIC TRANSMISSION BRAKE PEDAL

PART NO.	QTY	MODEL/RESTRICTION	MODEL/RESTRICTION	MODEL/RESTRICTION	FROM-TO
18-8201		BRACKET, CONTROL UNIT			
NA75-18-945B	1				
41-443		GASKET			
NA01-41-443	1				
41-682		RUBBER, STOP			
1456-41-682	1	P.E.GR, L-PKG, (W/AUTO CRUISE.CONT.)			-7801
*1456-41-682	1				7801-
43-028		PAD, PEDAL			
0268-43-028	1				
43-029		RUBBER, STOPPER			
B001-43-029	2	KUROISHI TEKKO			
43-030		PEDAL, BRAKE			
NA03-43-030B	1				
43-041		REST, FOOT			
NA01-43-041	1				
43-061A		PIPE, PEDAL			
0866-43-062	1				
43-070		BRACKET, MASTER CYL.			
NA01-43-070B AN(NA01-43-070C)	1	BASE, N-PKG, R-PKG, (W/O AUTO CRUISE.CON T.)			-7101
NA02-43-070B AN(NA02-43-070C)	1	P.E.GR, L-PKG, (W/AUTO CRUISE.CONT.)			7101
NA01-43-070C	1	BASE, N-PKG, R-PKG, (W/O AUTO CRUISE.CON T.)			7101-7801
NA02-43-070C	1	P.E.GR, L-PKG, (W/AUTO CRUISE.CONT.)			7101-7801
*NA02-43-070C	1				7801-
43-081A		SPRING, RETURN-BRAKE			

7101 NA35*V-727842
7801 NA35*V-739024

4300A AUTOMATIC TRANSMISSION BRAKE PEDAL

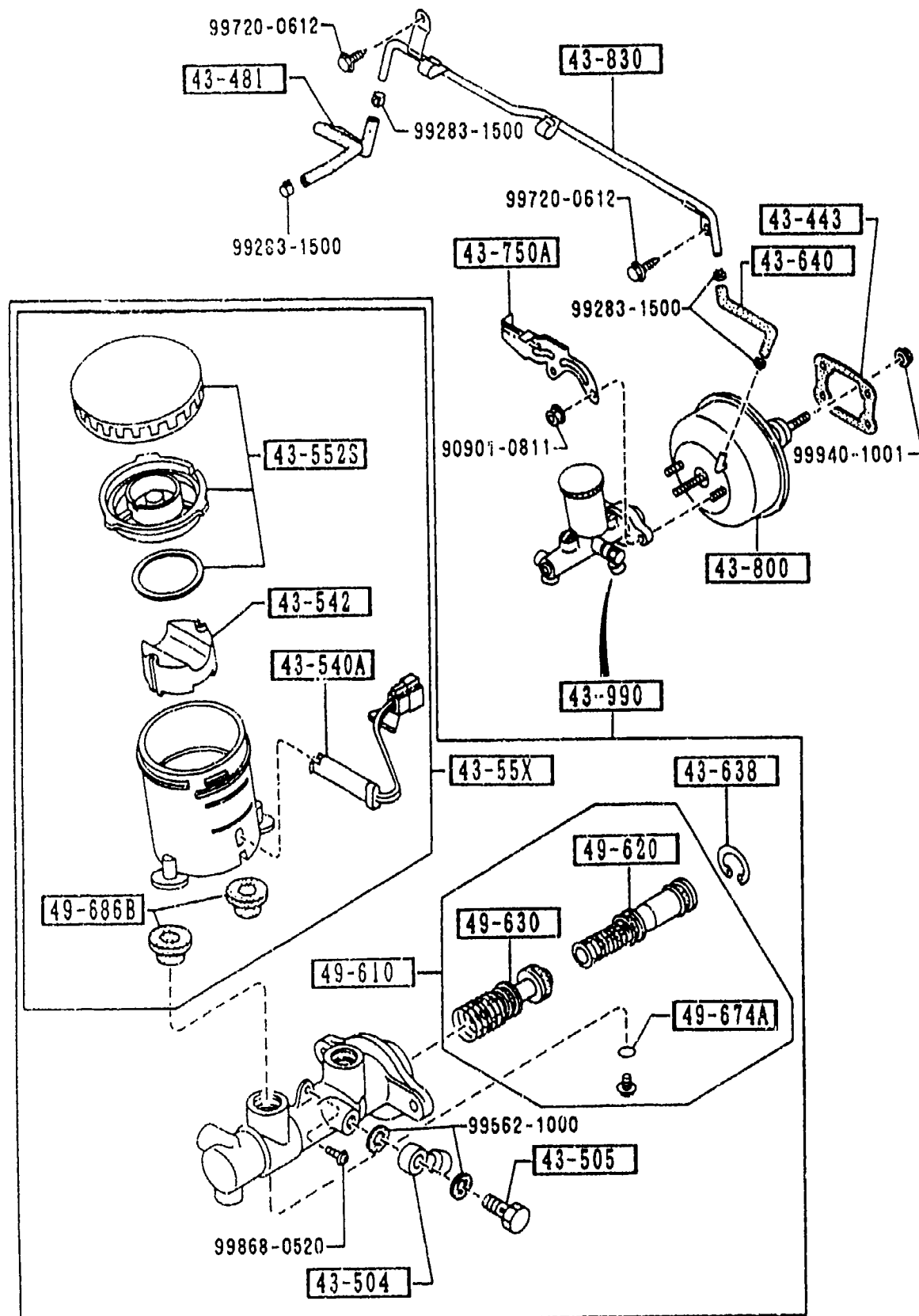


4300A -2 * AUTOMATIC TRANSMISSION BRAKE PEDAL

PART NO.	QTY	MODEL/RESTRICTION	MODEL/RESTRICTION	MODEL/RESTRICTION	FROM-TO
CONT'D B092-41-081	1				
43-090		PLATE			-7714
NA03-43-090 AN(NA03-43-090A)	1				
*NA03-43-090A	1				7714-
43-099		HOLDER, PLATE			
HF23-41-099	1				
43-140		FORK, BRAKE			
1524-43-141	1				
43-152		PIN, SNAP			
DG01-43-152	1				
46-085		BUSH			
1015-46-085	2				
67-210		SWITCH, STOP-LAMP			
BR70-66-490A	1	P.E. GR, L-PKG, (W/O AUTO CRUISE. CONT.)			
B001-66-490A	1	BASE, N-PKG, R-PKG, (W/O AUTO CRUISE. CONT.)			

7714 NA35*V-738705

4340 BRAKE MASTER CYLINDER & POWER BRAKE
(W/O ANTI LOCK BRAKE)

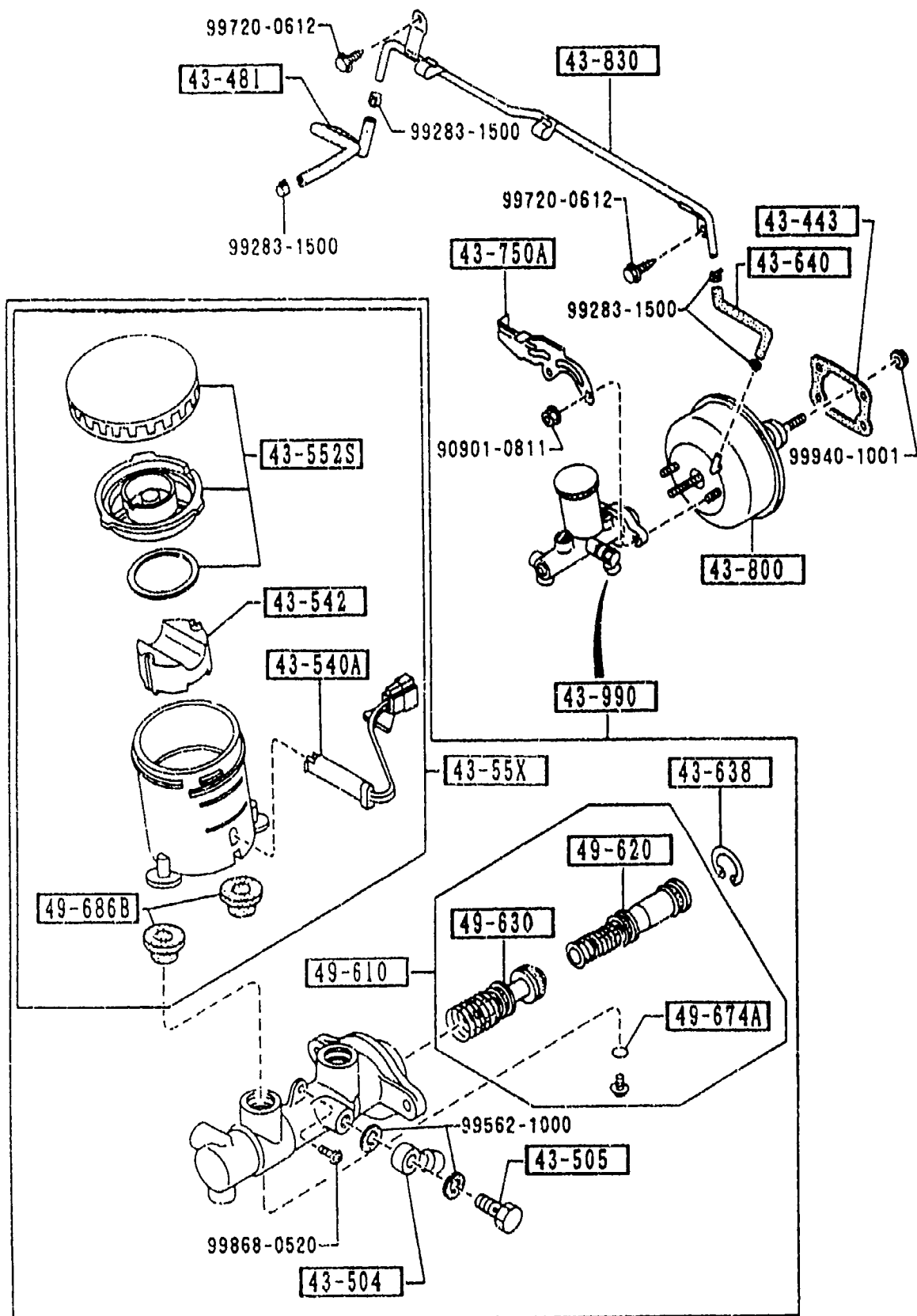


4340 -1 BRAKE MASTER CYLINDER & POWER BRAKE
(W/O ANTI LOCK BRAKE)

PART NO.	QTY	MODEL/RESTRICTION	MODEL/RESTRICTION	MODEL/RESTRICTION	FROM-TO
43-443 H001-43-443	1	GASKET,VAC POWER AS SIST NON ASBESTOS			
43-481 NA75-43-481	1	HOSE,VACUUM			
43-504 W023-43-504	1	JOINT,PIPE			
43-505 W023-43-505	1	BOLT,CONNECTOR			
43-540A GA97-43-540	1	SENSOR,RESERVE TANK			
43-542 3597-43-542	1	FLOAT			
43-55X B2Y6-43-55X	1	SET,TANK			
43-552S D001-49-650A	1	CAP SET,RESERVE TANK			
43-638 GA02-49-638	1	RING,RETAINING			
43-640 NA01-43-640	1	HOSE,VACUUM			
43-750A NA02-43-750A	1	HOLDER,P.B.VALVE			
43-800 NA75-43-800	1	VACUUM POWER ASSIST			
43-830 NA01-43-830A	1	PIPE,VACUUM			
43-990		CYL.,TANDEM MASTER			



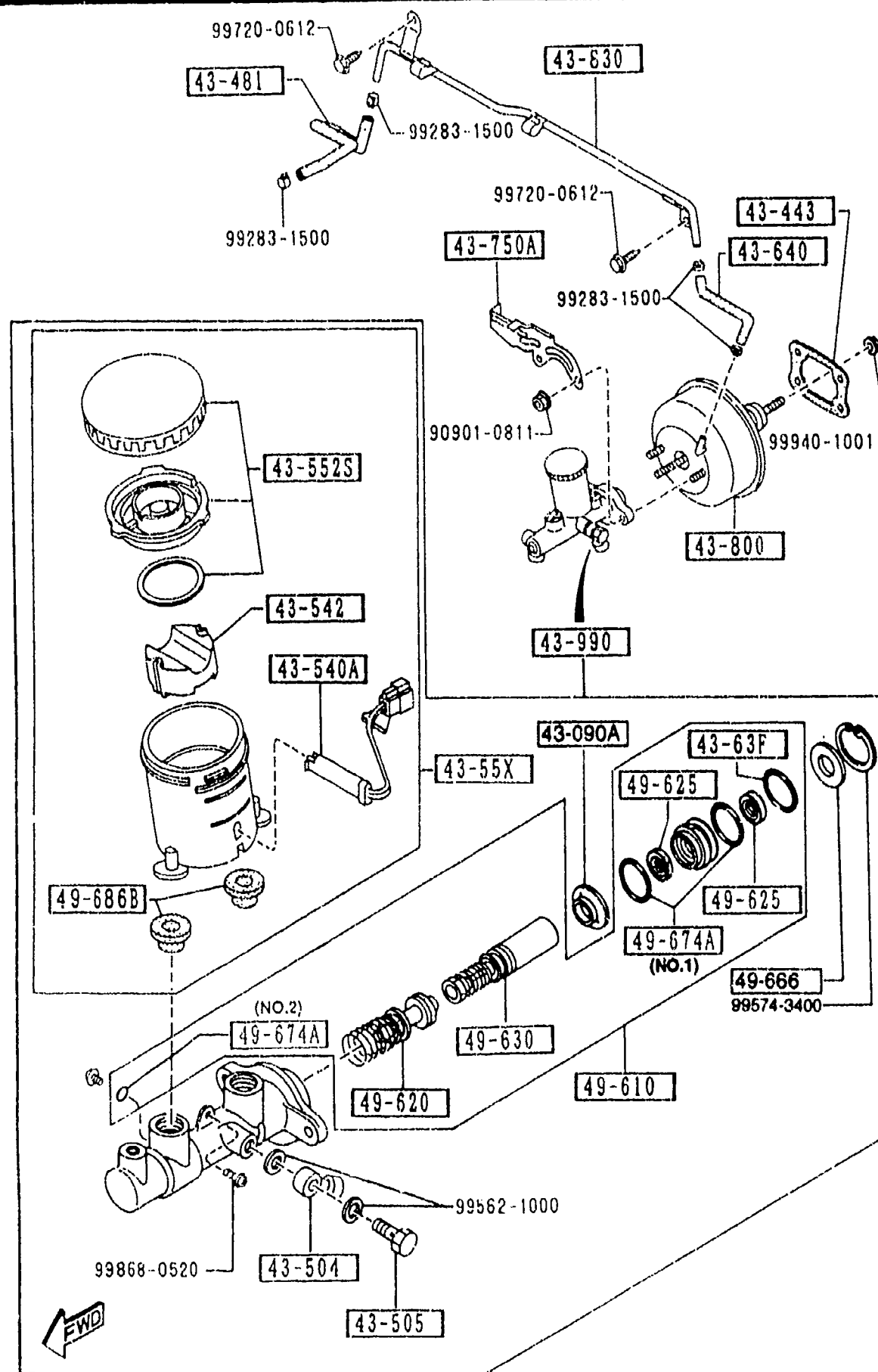
4340 BRAKE MASTER CYLINDER & POWER BRAKE
(W/O ANTI LOCK BRAKE)



4340 -2 H BRAKE MASTER CYLINDER & POWER BRAKE
(W/O ANTI LOCK BRAKE)

PART NO.	QTY	MODEL/RESTRICTION	MODEL/RESTRICTION	MODEL/RESTRICTION	FROM-10
CONT'D NA01-43-40Z	1				
49-610		PARTS KIT, INN.-BRAKE			
BW0A-43-61Z	1				
49-620		PISTON, PRIMARY			
BW0A-43-62Z	1				
49-630		PISTON, FLOATING			
BW0A-43-63Z	1				
49-674A		RING, 'O'-MASTER CYL.			
99541-00403	1				
49-686B		BUSH, ELBOW JOINT			
F100-49-686	2				

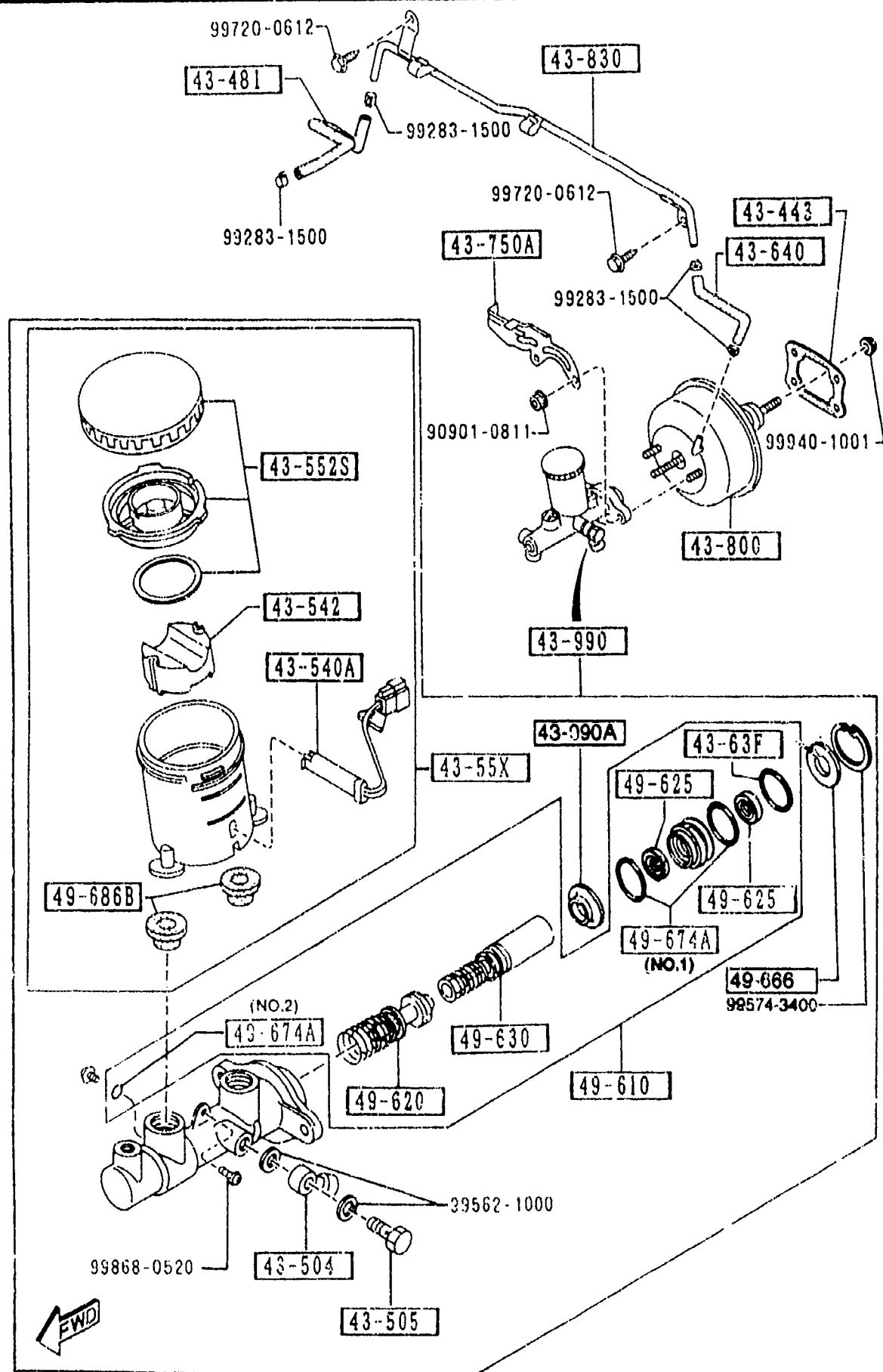
4340 A BRAKE MASTER CYLINDER & POWER BRAKE
(W/ANTI LOCK BRAKE)



4340 A-1 BRAKE MASTER CYLINDER & POWER BRAKE
(W/ANTI LOCK BRAKE)

PART NO.	QTY	MODEL/RESTRICTION	MODEL/RESTRICTION	MODEL/RESTRICTION	FROM-TO
43-090A	1	STOPPER			
*B252-49-514	1				
43-443	1	GASKET,VAC POWER AS SIST NON ASBESTOS			
H001-43-443	1				
43-481	1	HOSE,VACUUM			
NA75-43-481	1				
43-504	1	JOINT,PIPE			
W023-43-504	1				
43-505	1	BOLT,CONNECTOR			
W023-43-505	1				
43-540A	1	SENSOR,RESERVE TANK			
GA97-43-540	1				
43-542	1	FLOAT			
3597-43-542	1				
43-55X	1	SET,TANK			
NAY3-43-55X	1				
43-552S	1	CAP SET,RESERVE TANK			
D001-49-650A	1				
43-63F	1	RING,'O'			
B252-49-512	1				
43-640	1	HOSE,VACUUM			
NA01-43-640	1				
43-750A	1	HOLDER,P.B. VALVE			
NA02-43-750A	1				
43-800	1	VACUUM POWER ASSIST			
NA80-43-800	1				
43-830	1	PIPE,VACUUM			

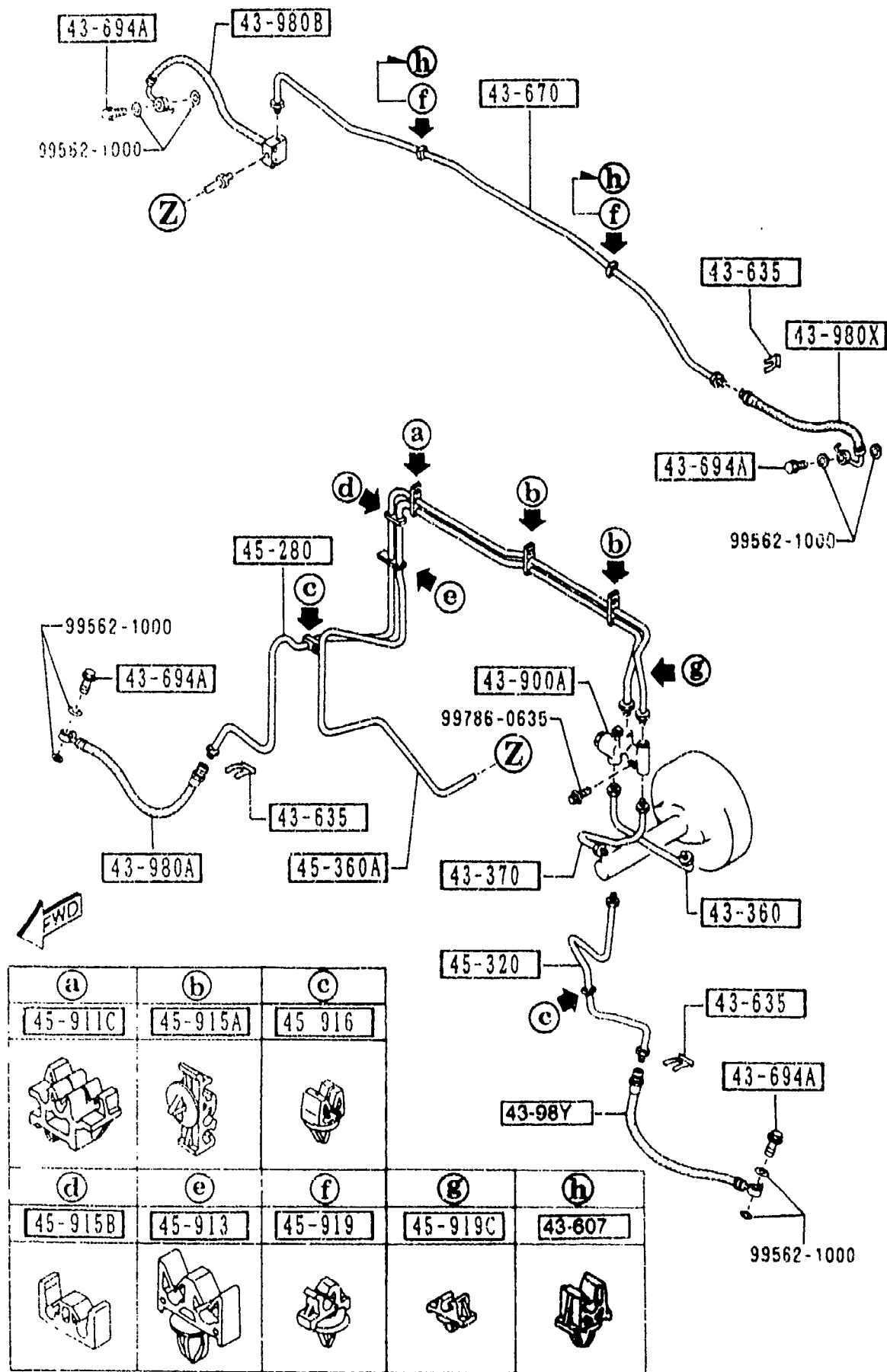
4340 A BRAKE MASTER CYLINDER & POWER BRAKE
(W/ANTI LOCK BRAKE)



4340 A-2 * BRAKE MASTER CYLINDER & POWER BRAKE
(W/ANTI LOCK BRAKE)

PART NO.	QTY	MODEL/RESTRICTION	MODEL/RESTRICTION	MODEL/RESTRICTION	FROM-TO
CONT'D NA23-43-830B	1				
43-990		CYL., TANDEM MASTER			
NA23-43-40ZA	1				
49-610		PARTS KIT, INN.-BRAKE			
D1Y2-43-41Z	1				
49-620		PISTON, PRIMARY			
B252-49-620A	1				
49-625		CUP, SECONDARY			
NA23-43-625	2				
49-630		PISTON, FLOATING			
NA23-43-63Z	1				
49-666		WASHER, STOP			
B252-49-666	1				
49-674A		RING, 'O'-MASTER CYL.			
NA23-43-515	2	SHINEI KOGYO (ILLUST. NO.1)			
99541-00603	1	NOK (ILLUST. NO.2)			
49-686B		BUSH, ELBOW JOINT			
F100-49-686	2				

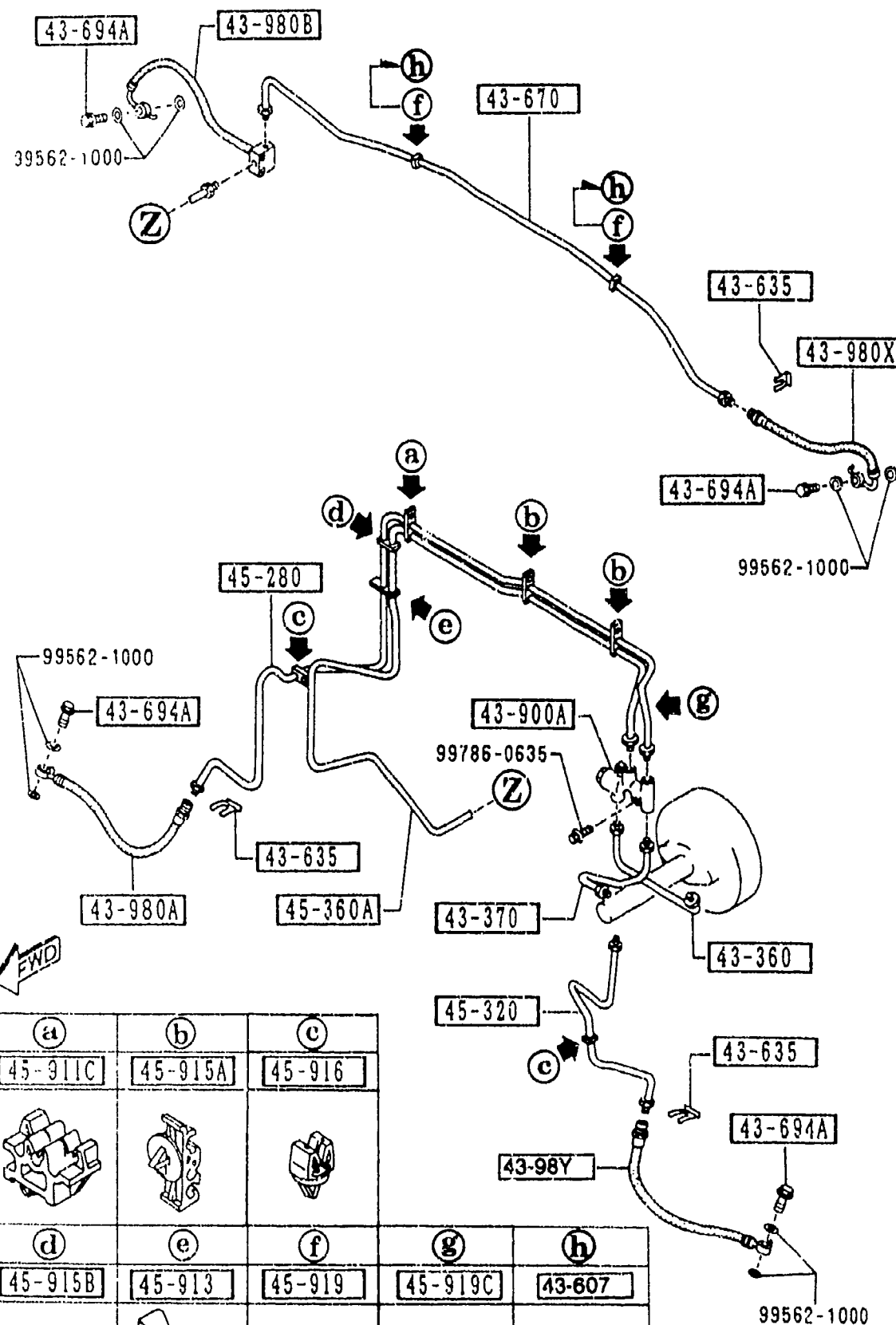
4360 BRAKE PIPINGS
(W/O ANTI LOCK BRAKE)



4360 -1 BRAKE PIPINGS
(W/O ANTI LOCK BRAKE)

PART NO.	QTY	MODEL/RESTRICTION	MODEL/RESTRICTION	MODEL/RESTRICTION	EPOM-FO
43-360	1	PIPE, BRAKE			
NA01-43-360A	1				
43-370	1	PIPE, BRAKE			
NA01-43-370	1				
43-607	2	CLIP, RR BRAKE PIPE			7501-
*G309-43-607	2				
43-635	3	CLIP, FLEXIBLE HOSE			
W023-43-635A	3				
43-670	1	PIPE, BRAKE-REAR			-7501
NA01-43-670A	1				
AN(NA01-43-670B)	1				7501-7901
*NA01-43-670B	1				
AN(NA01-43-670C)	1				7901-
*NA01-43-670C	1				
43-694A	4	BOLT, CONNECTOR			
B001-43-694A	4				
43-900A	1	VALVE, P.B.			
H380-43-900	1				
43-980A	1	HOSE(R), FLEXIBLE-FRT			-7310
NA75-43-810	1				
A (NA75-43-810A)	1				7310-
NA75-43-810A	1				
43-980B	1	HOSE(R), FLEXIBLE-RR			-7312
NA75-43-980	1				
A (NA75-43-980A)	1				7312-
NA75-43-980A	1				
43-980X	1	HOSE(L), FLEXIBLE-RR			-7318
NA75-43-990	1				
A (NA75-43-990A)	1				7318-
NA75-43-990A	1				
43-980Y	1	HOSE(L), FLEXIBLE-FRT			-7311
NA75-43-820	1				
7310 NA35*V-732712					
7311 NA35*V-732793					
7312 NA35*V-732876					
7318 NA35*V-733271					
7501 NA35*V-736464					
7901 NA35*V-739040					

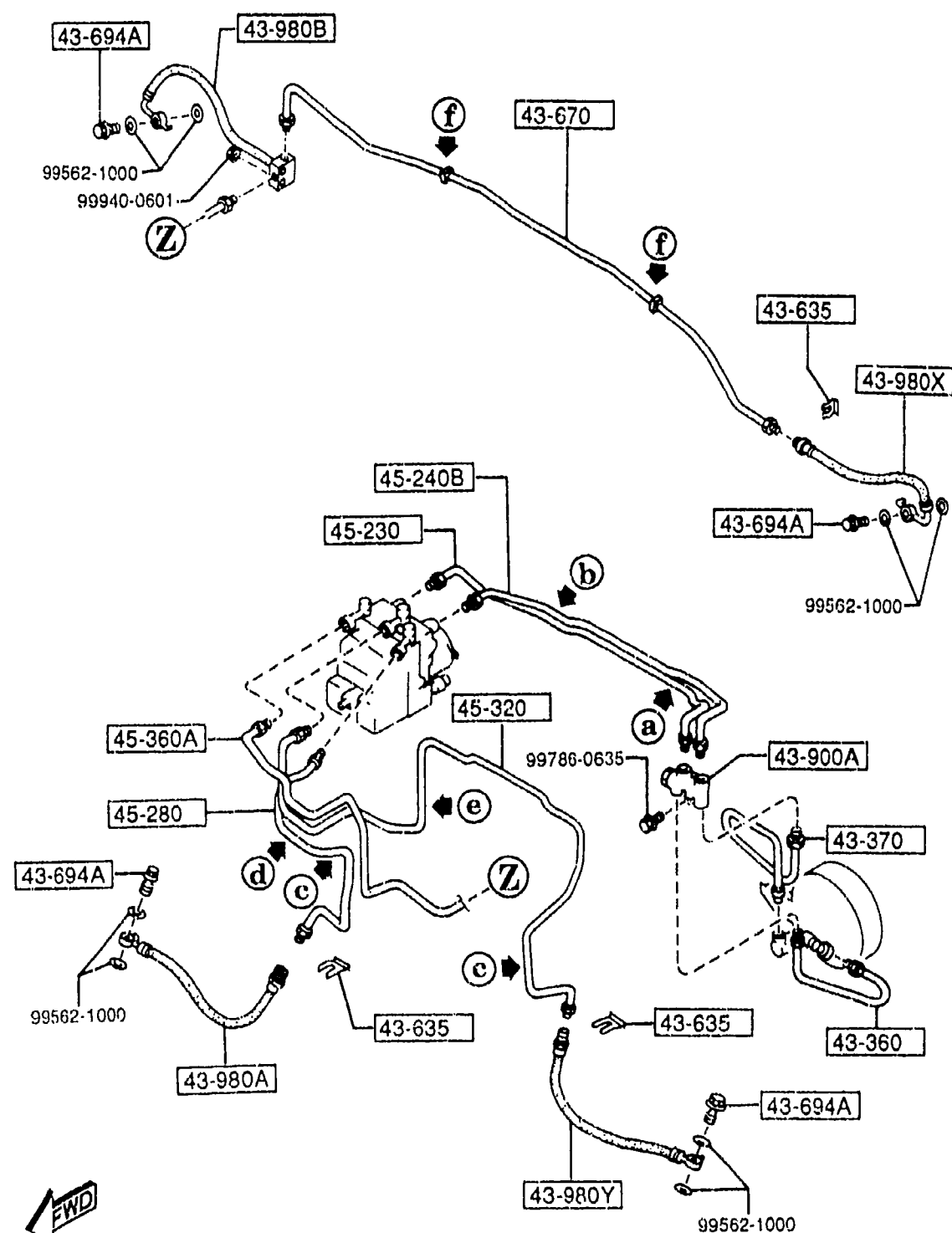
4360 BRAKE PIPINGS
(W/O ANTI LOCK BRAKE)



4360 -2 * BRAKE PIPINGS
(W/O ANTI LOCK BRAKE)

PART NO	QTY	MODEL / RESTRICTION	MODEL / RESTRICTION	MODEL / RESTRICTION	FROM - TO
CONT'D A (NA75-43-820A)					
NA75-43-820A	1				7311-
45-280		PIPE(R), BRAKE-FRONT			
NA75-45-280	1				
45-320		PIPE(L), BRAKE-FRONT			
NA01-45-320D	1				
45-360A		PIPE, BRAKE-REAR			
NA75-45-360A	1				
45-911C		CLIP, PIPE			
NA01-45-911	1				
45-913		HOLDER, PIPE			
NA75-45-913	1				
45-915A		HOLDER, PIPE			
0001-45-915	2				
45-915B		HOLDER, PIPE			
NA01-45-915A	1				
45-916		HOLDER, PIPE			
BC1D-45-916	2				
45-919		CLIP, PIPE			
0001-45-919B	2				
45-919C		CLIP, PIPE			
G030-45-919A	1 (MT)				-7501
7311 NA35*V-732793 7501 NA35*V-736464					

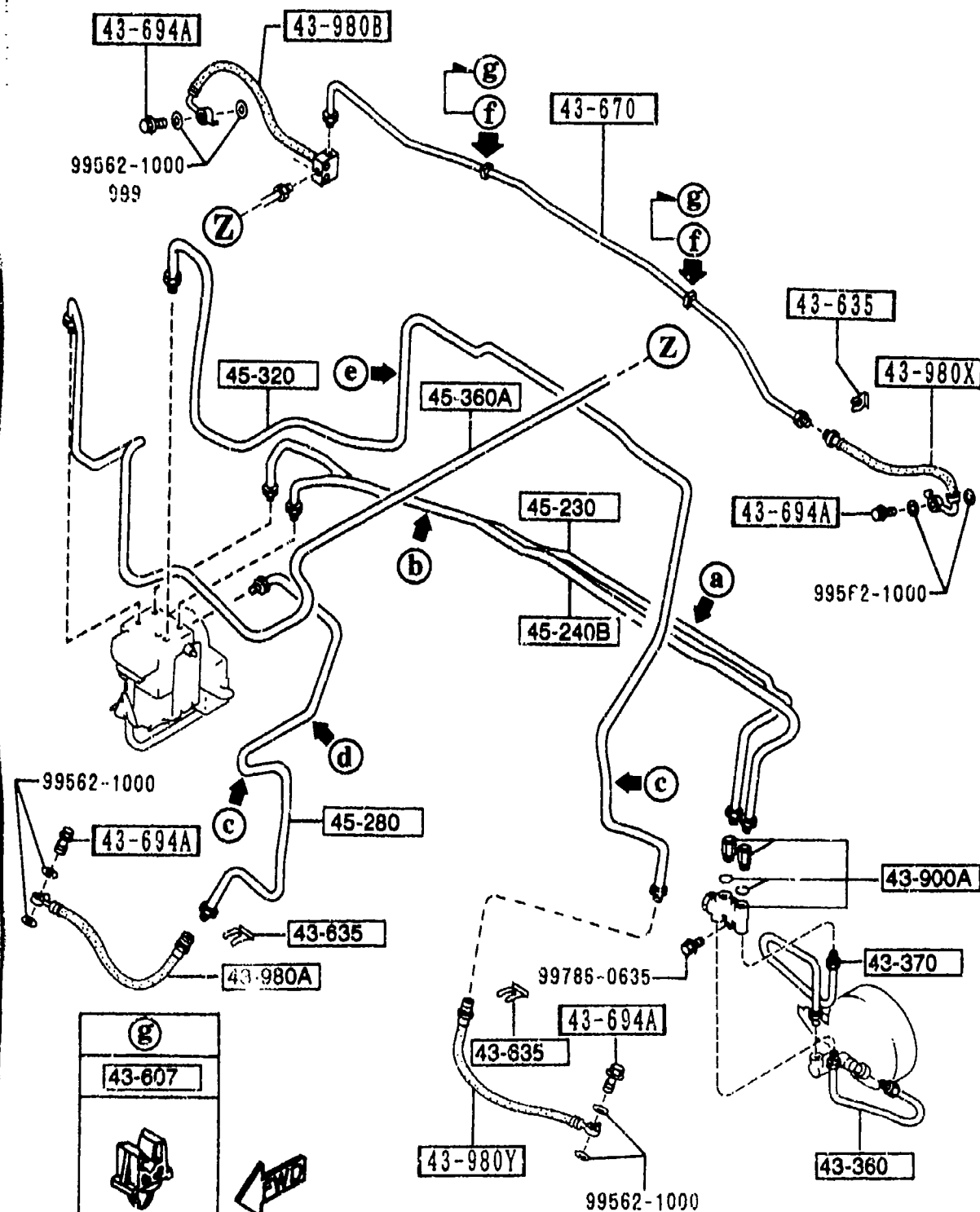
(-6B01)



a	b	c	d	e	f
45-910E	45-920	45-916	43-919A	45-916A	45-919

AUNA06

(6B01-)



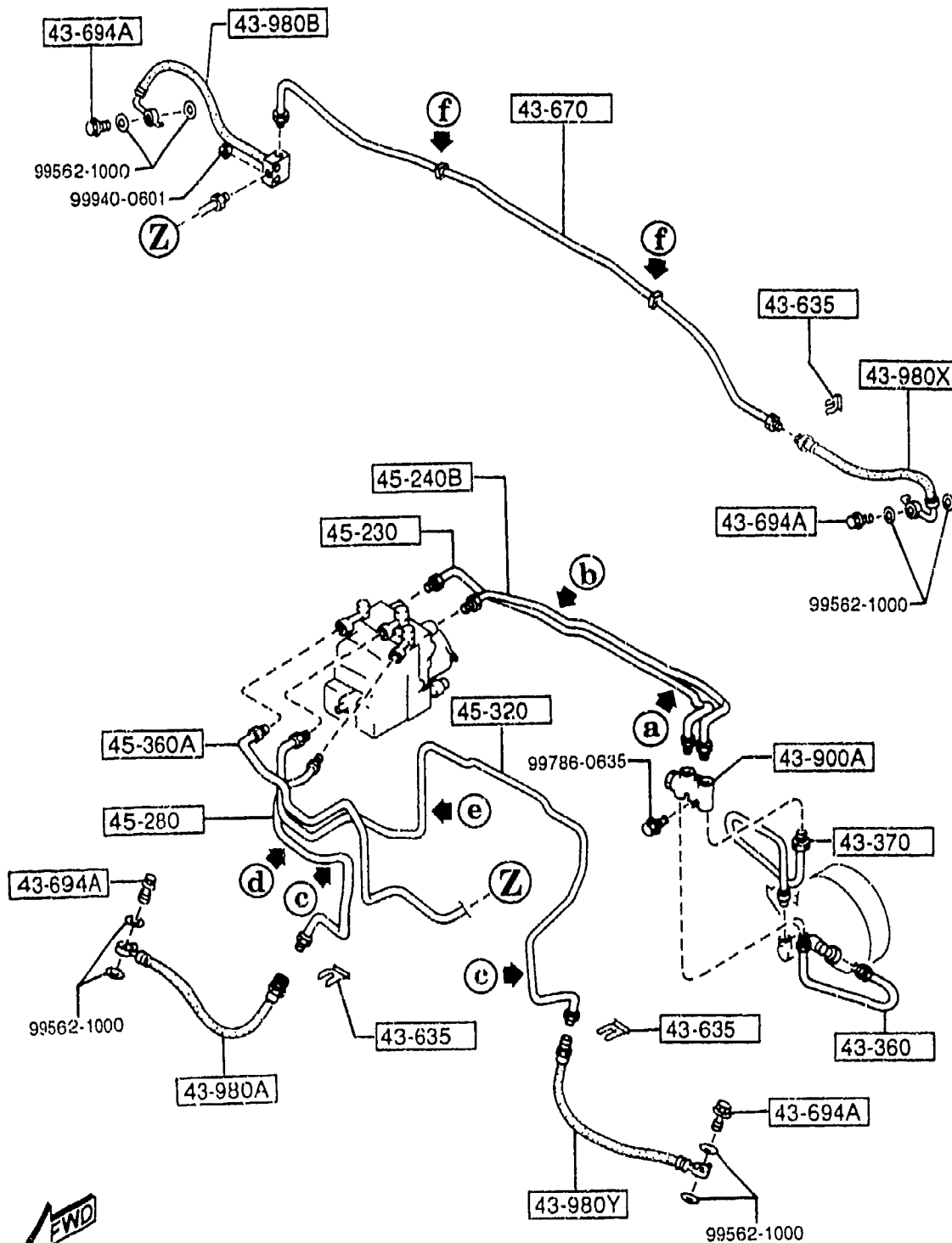
a	b	c	d	e	f
45-910E	45-920	45-916	43-919A	45-916A	45-919

AUNA06

4360 A BRAKE PIPINGS
(W/ANTI LOCK BRAKE)

(1/2)

(-6B01)



a	b	c	d	e	f
45-910E	45-920	45-916	43-919A	45-916A	45-919

4360 A-1 BRAKE PIPINGS
(W/ANTI LOCK BRAKE)

PART NO.	QTY	MODEL/RESTRICTION	MODEL/RESTRICTION	MODEL/RESTRICTION	FROM-TO
43-360		PIPE, BRAKE			
NA23-43-360A	1				
43-370		PIPE, BRAKE			
NA23-43-370A	1				
43-607		CLIP, RR BRAKE PIPE			
*G309-43-607	2				7501-
43-635		CLIP, FLEXIBLE HOSE			
W023-43-635A	3				
43-670		PIPE, BRAKE-REAR			
NA01-43-670A	1				-7501
AN(NA01-43-670B)	1				7501-7901
*NA01-43-670B	1				7901-
AN(NA01-43-670C)	1				
*NA01-43-670C	1				
43-694A		BOLT, CONNECTOR			
B001-43-694A	4				
43-900A		VALVE, P.B.			
F123-43-900	1				
43-919A		HOLDER, BRAKE PIPE			
NA20-45-915	1				
43-980A		HOSE(R), FLEXIBLE-FRT			
NA75-43-810	1				-7310
A (NA75-43-810A)	1				7310-
NA75-43-810A	1				
43-980B		HOSE(R), FLEXIBLE-RR			
NA75-43-980	1				-7312
A (NA75-43-980A)	1				7312-
NA75-43-980A	1				
43-980X		HOSE(L), FLEXIBLE-RR			
NA75-43-990	1				-7318
A (NA75-43-990A)	1				7318-
NA75-43-990A	1				

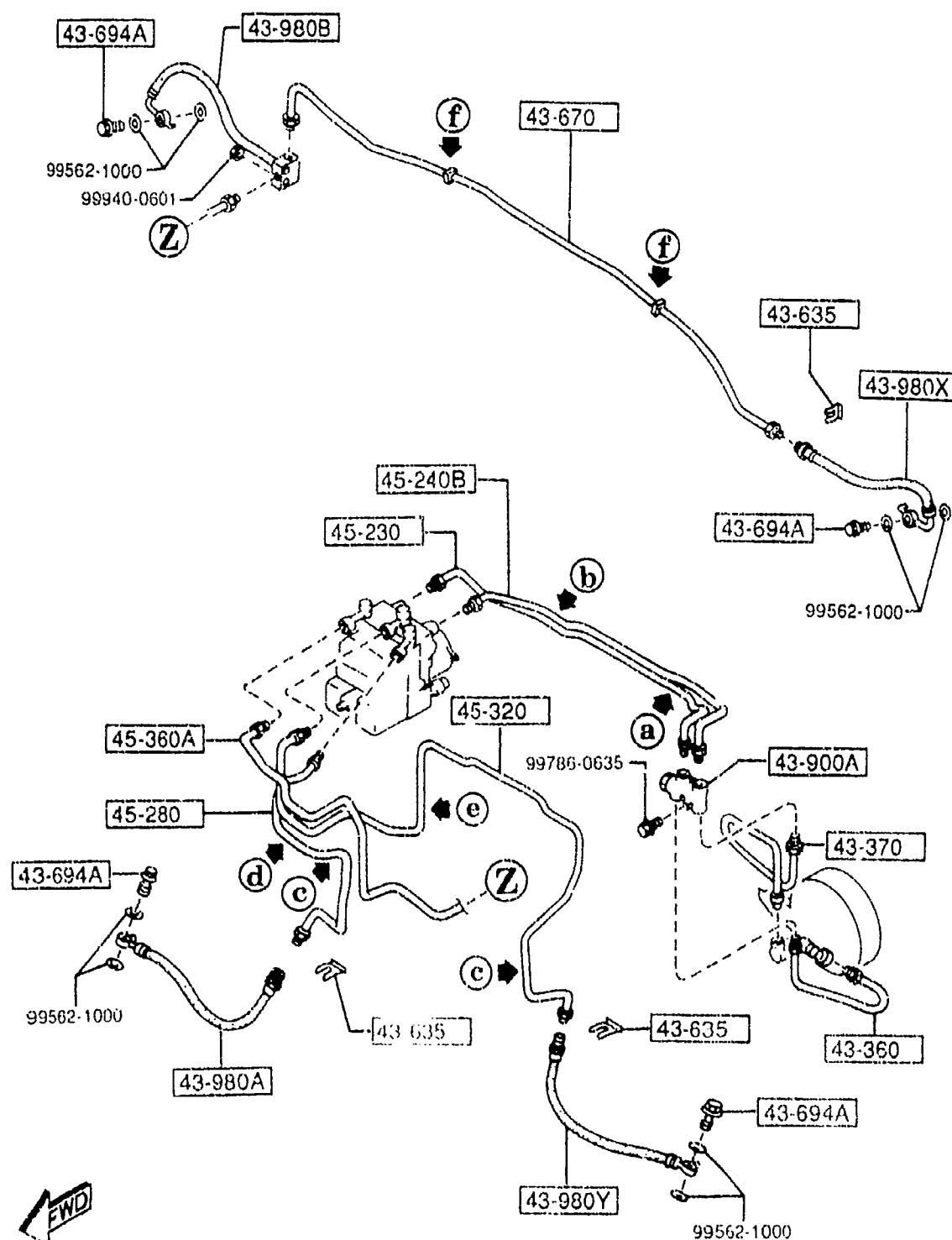
7310 NA35*V-732712
7312 NA35*V-732876
7318 NA35*V-733271
7501 NA35*V-736464
7901 NA35*V-739040

The diagram illustrates the electrical wiring for a vehicle, showing the battery, alternator, and various relays and switches. The wiring is color-coded and labeled with numerous part numbers and letters (a-g, Z) indicating specific points of interest. A table at the bottom lists components and their corresponding part numbers.

(g)	(a)	(b)	(c)	(d)	(e)	(f)
43-607	45-910E	45-920	45-916	43-919A	45-916A	45-919

6B01 NA35*V-723096
7311 NA35*V-732793
7501 NA35*V-736464
7801 NA35*V-739024

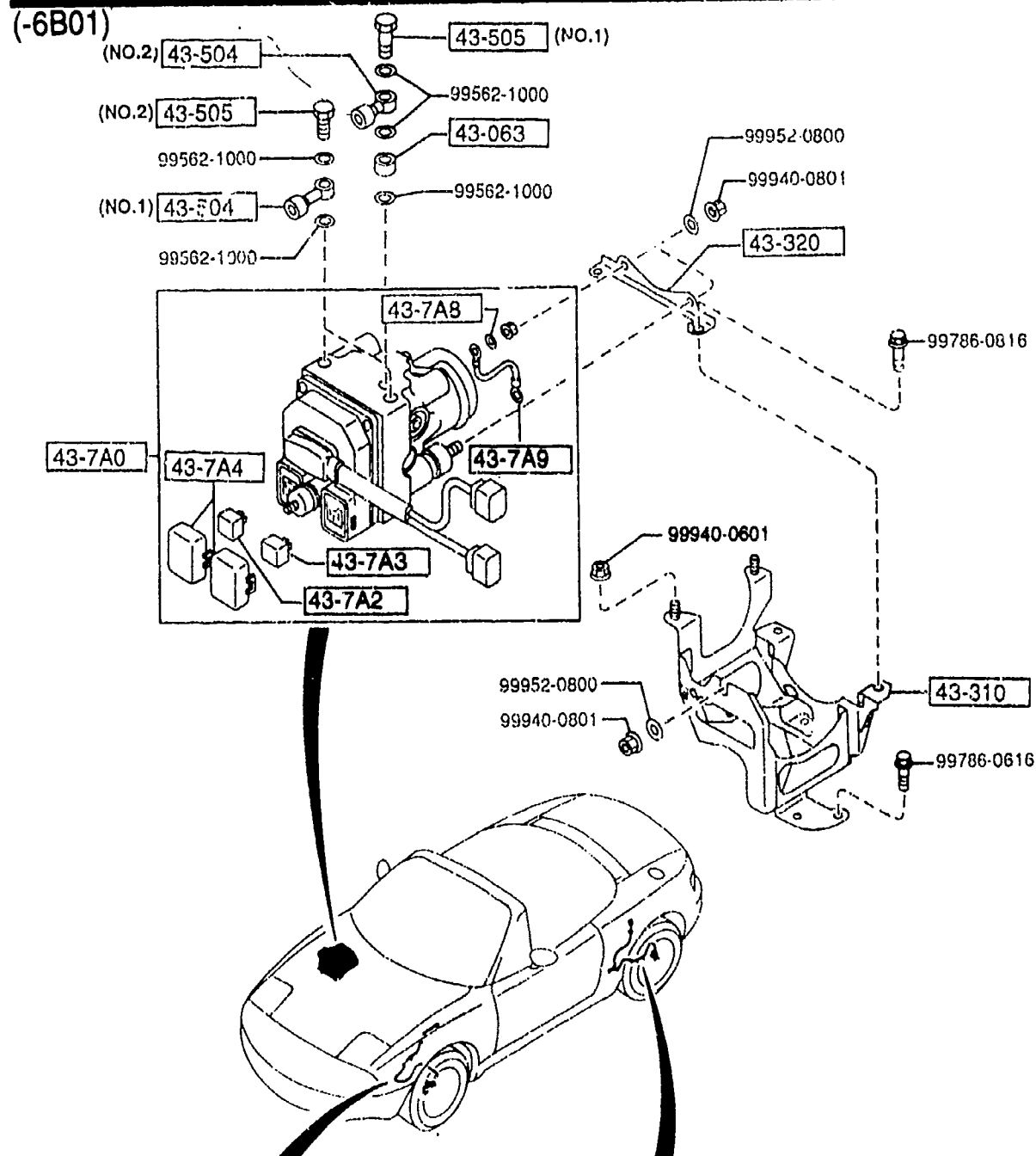
(-6B01)



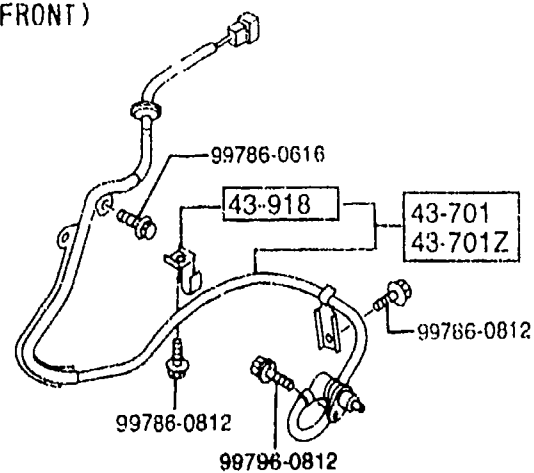
(a)	(b)	(c)	(d)	(e)	(f)
45-910E	45-920	45-916	43-919A	45-916A	45-919

PART NO.	QTY	MODEL/RESTRICTION	MODEL/RESTRICTION	MODEL/RESTRICTION	FROM-TO
CONT'D NA20-45-920B	1				

(-6B01)

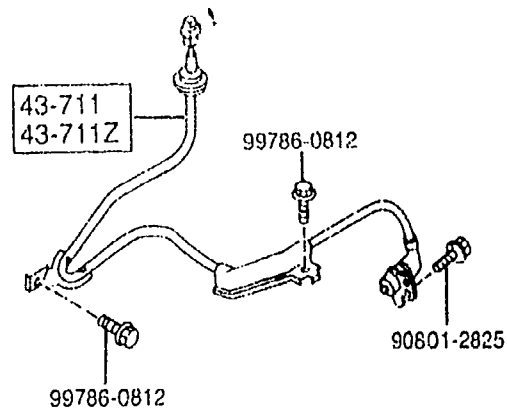


(FRONT)

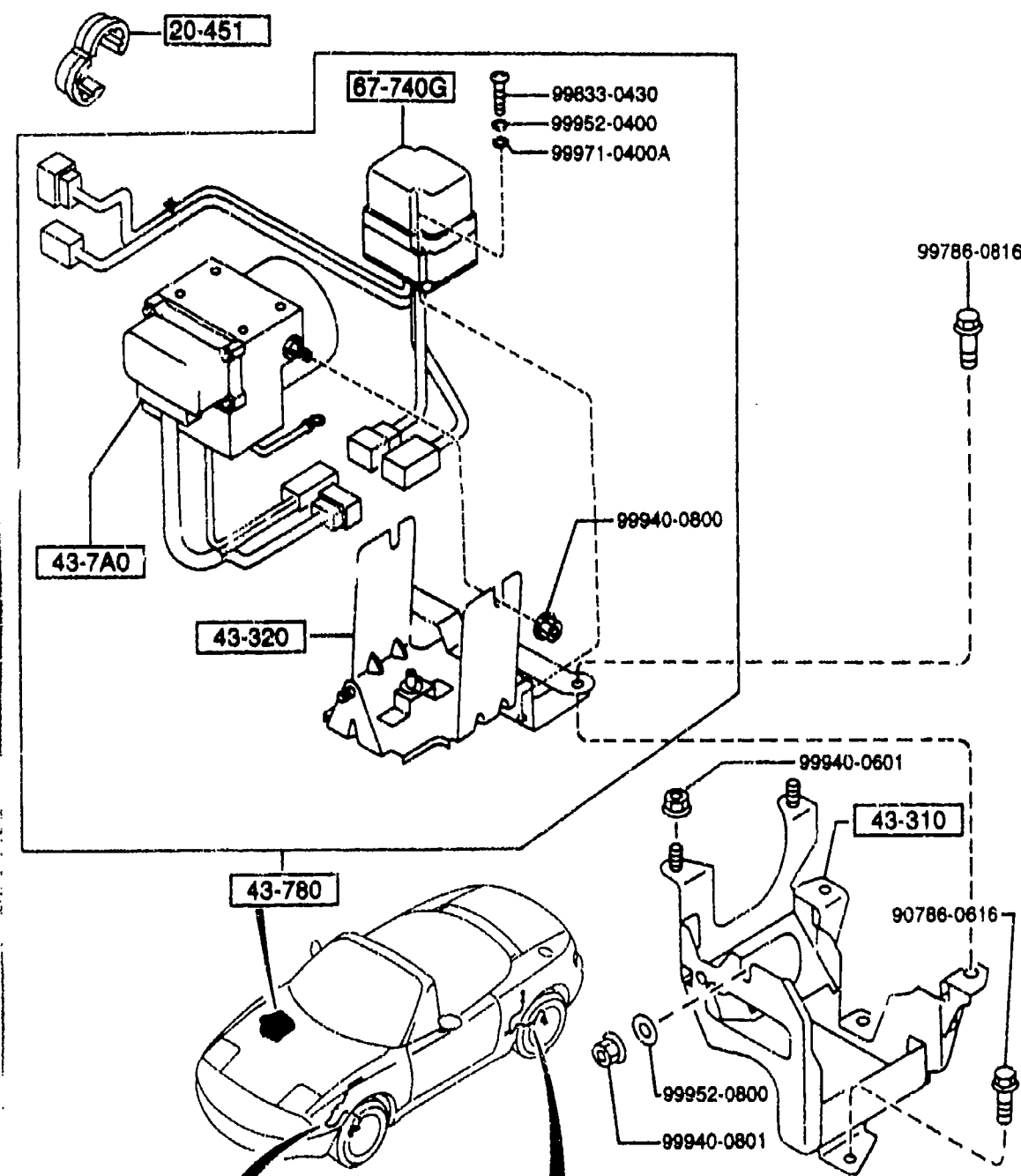


AUNA06

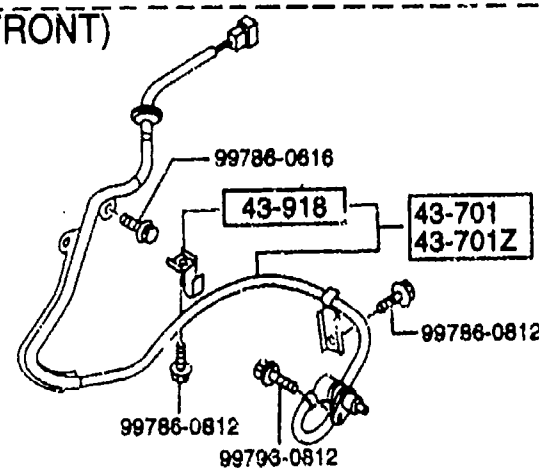
(REAR)



(6B01-)

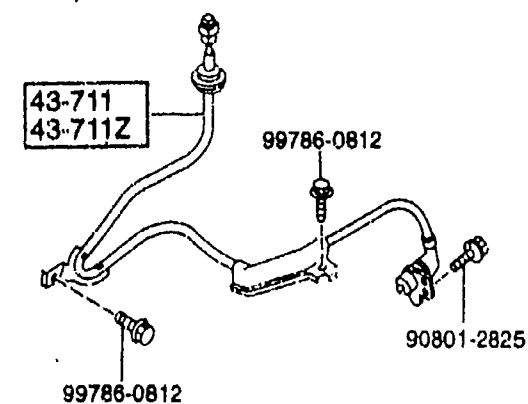


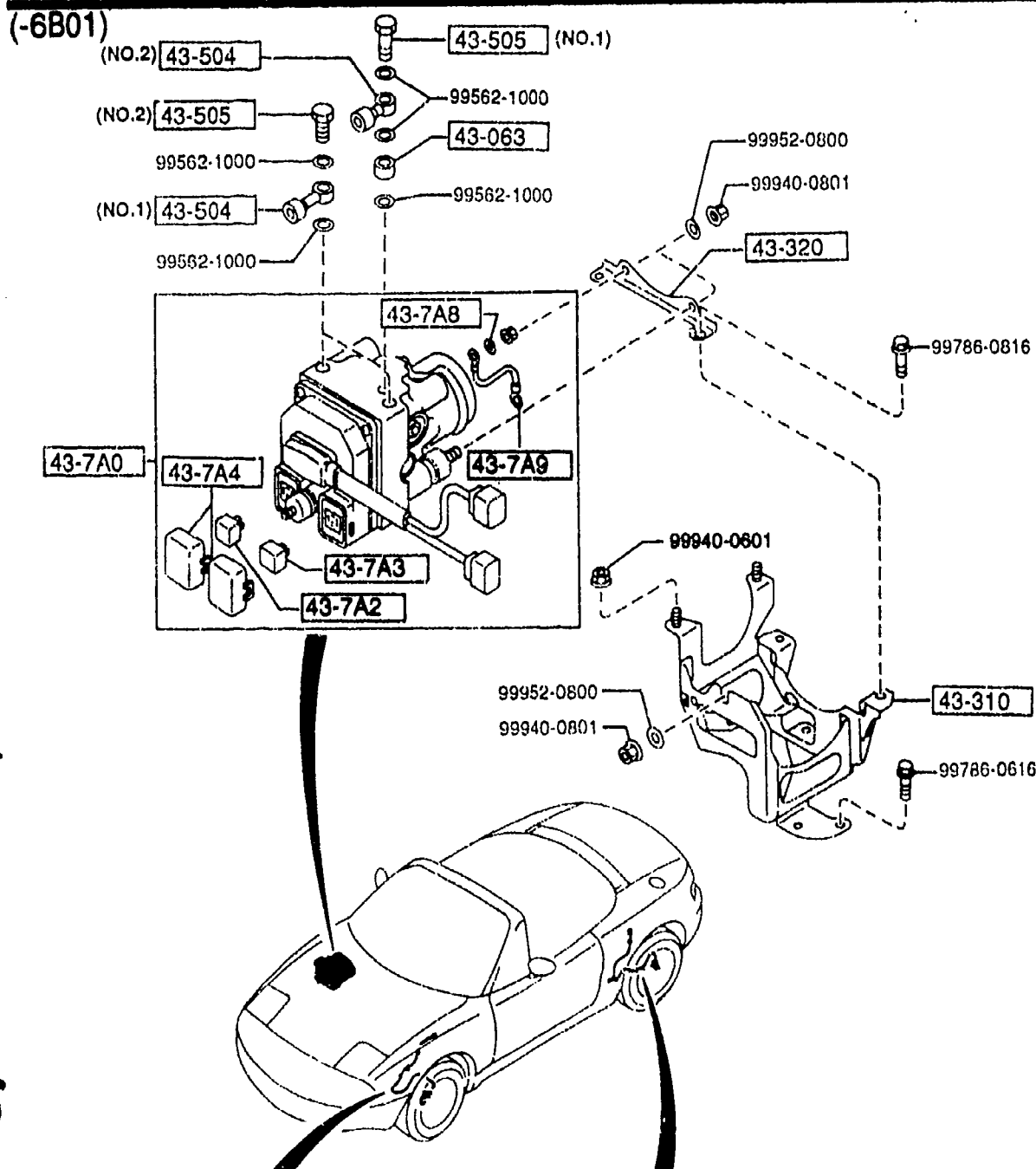
(FRONT)



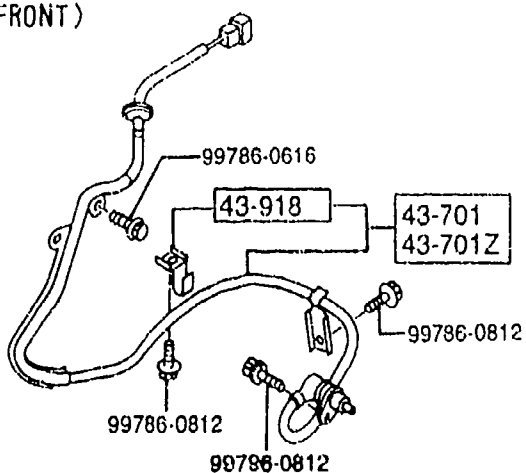
AUNA06

(REAR)

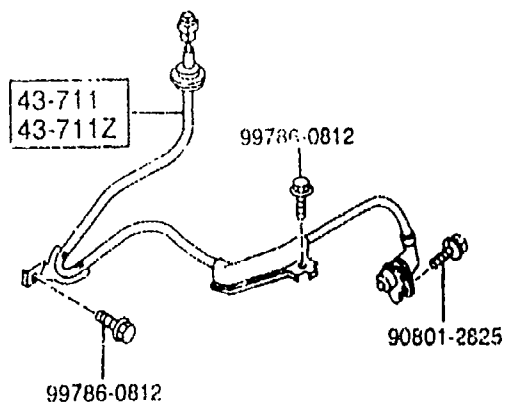




(FRONT)

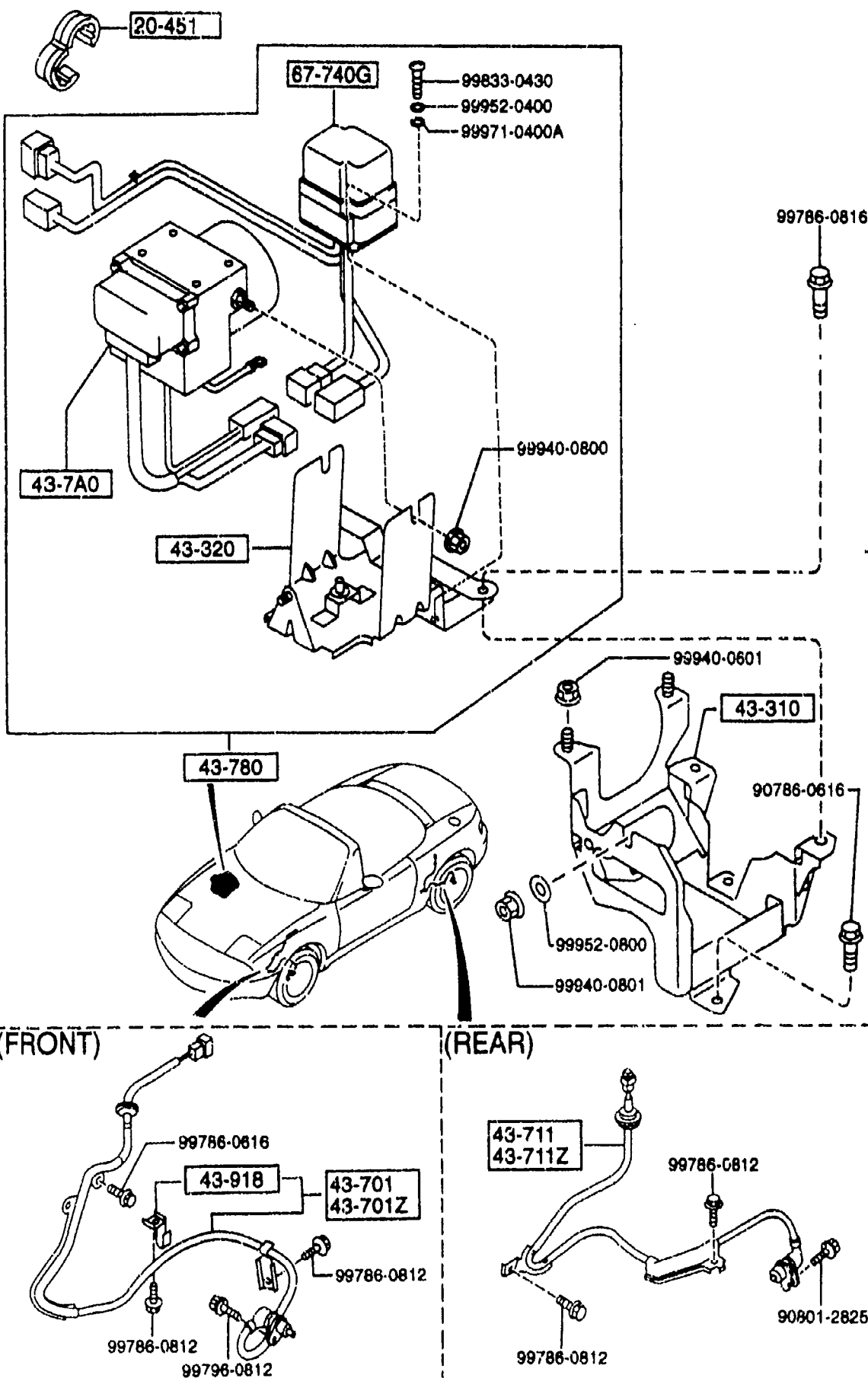


(REAR)



PART NO.	QTY	MODEL/RESTRICTION	MODEL/RESTRICTION	MODEL/RESTRICTION	FROM-TO
20-451		CLIP			
*B612-20-468	1				7401-
43-063		SPACER			
H083-43-506	1				-6B01
43-310		BRACKET NO 1,A.B.S.			-6B01
NB13-43-310A	1				6B01-
NB86-43-310A	1				
43-320		BRACKET NO 2,A.B.S.			-6B01
NB13-43-321A	1				6B01-7201
NB86-43-320A AN(NB86-43-320B)	1				7201-7410
NB86-43-320B AN(NB86-43-320C)	1				7410-
NB86-43-320C	1				
43-504		JOINT,PIPE			-6B01
EA03-43-504B	2	(ILLUST. NO.1)			-6B01
W023-43-504	1	(ILLUST. NO.2)			-6B01
43-505		BOLT,CONNECTOR			-6B01
H083-43-505	1	(ILLUST. NO.1)			-6B01
W023-43-505	2	(ILLUST. NO.2)			-6B01
43-7A0		UNIT,HYDRAULIC-ABS			-6B01
NB13-43-7A0B	1				6B01-7201
NB86-43-7A0A AN(NB86-43-7A0B)	1				7201-
NB86-43-7A0B	1				
43-7A2		RELAY,MOTOR-HYD. UNI T			-6B01
H082-43-7A2	1				
43-7A3		RELAY,VALVE-HYD. UNI T			-6B01
NA23-43-7A3	1				
43-7A4		COVER'L',HYDRAULIC U NIT			-6B01
H082-43-7A4	2				
6B01 NA35*V-723096 7201 NA35*V-730033 7401 NA35*V-734532 7410 NA35*V-735164					

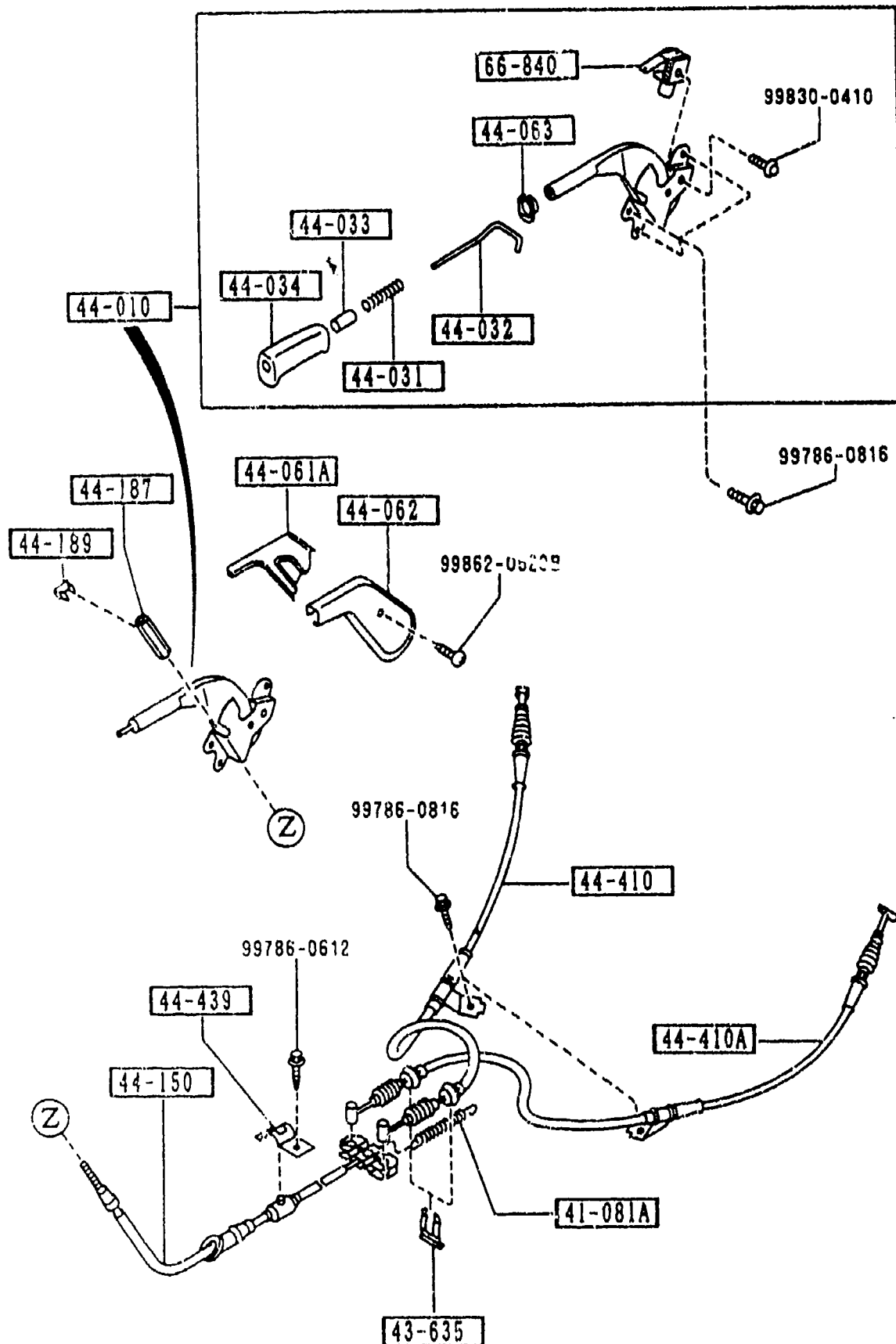
(6B01-)



PART NO.	QTY	MODEL/RESTRICTION	MODEL/RESTRICTION	MODEL/RESTRICTION	FROM-TO
43-7A8	1	WASHER, HYD. UNIT			-6B01
NA23-43-7A8	1				-6B01
43-7A9	1	WIRE, EARTH-HYD. UNIT			-6B01
H415-43-7A9	1				-6B01
43-701	1	SENSOR(R), FRT-A.B.S.			
NA23-43-70XE	1				
43-701Z	1	SENSOR(L), FRT-A.B.S.			
NA23-43-73XE	1				
43-711	1	SENSOR(R), RR-A.B.S.			
NA23-43-71YB	1				
43-711Z	1	SENSOR(L), RR-A.B.S.			
NA23-43-72YB	1				
43-780	1	ANTILOCK BRAKE			6B01-7201
NB86-43-780B	1				7201-7401
AN(NB86-43-780D)	1				7401-7410
NB86-43-780D	1				7410-7615
AN(NB86-43-780E)	1				7615-
NB86-43-780E	1				
AN(NB86-43-780F)	1				
NB86-43-780F	1				
AN(NB86-43-780G)	1				
*NB86-43-780G	1				
43-918	2	CLIP, SENSOR HARNESS			
NA23-43-705	2				
67-740G	1	RELAY			6B01-7401
NB86-67-740A	1				7401-
AN(NB86-67-740L)	1				
NB86-67-740B	1				

6B01 NA35*V-723096
 7201 NA35*V-730033
 7401 NA35*V-734532
 7410 NA35*V-735164
 7615 NA35*V-737985

4400 PARKING BRAKE SYSTEM

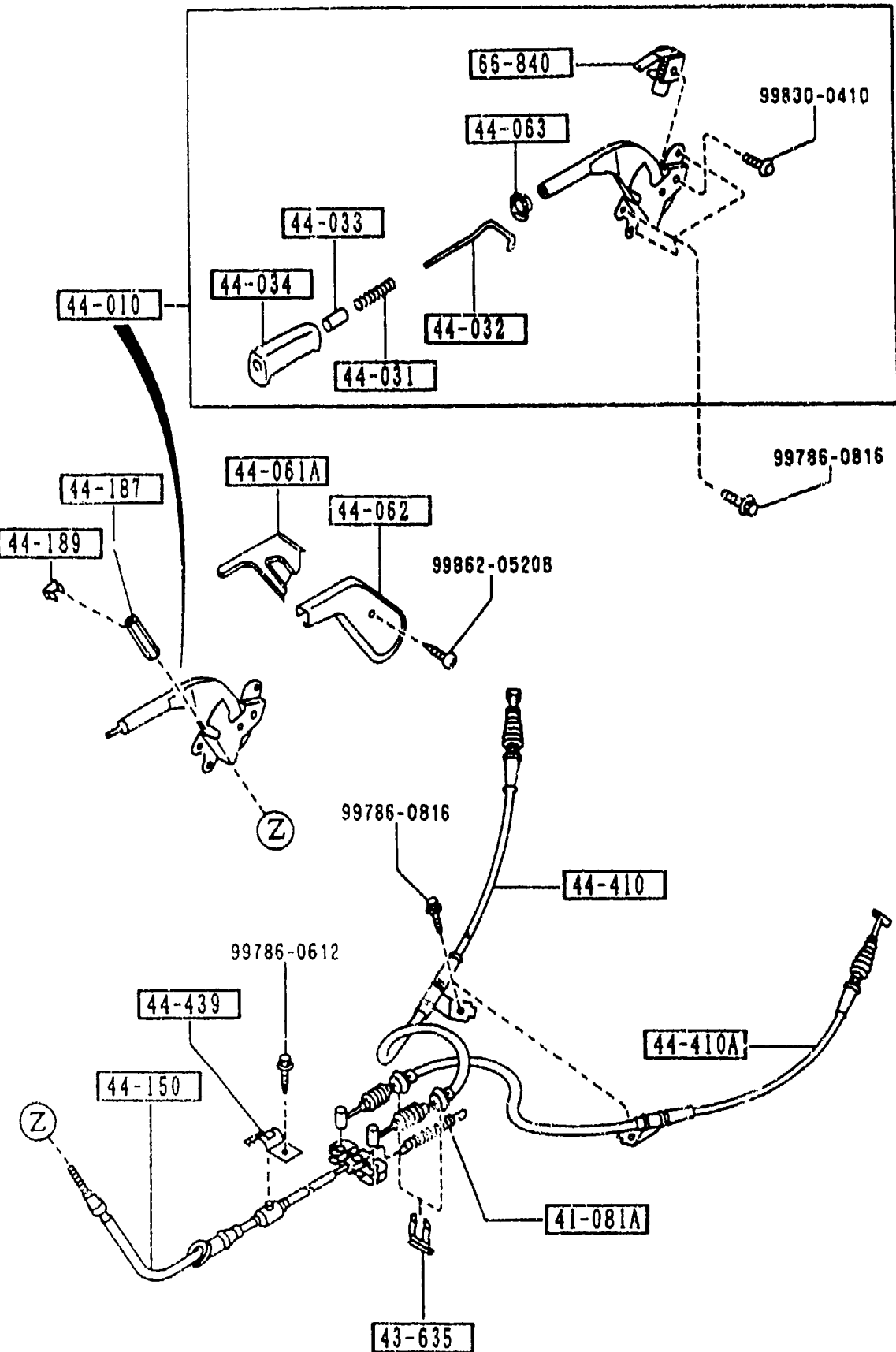


4400 -1 PARKING BRAKE SYSTEM

PART NO.	QTY	MODEL/RESTRICTION	MODEL/RESTRICTION	MODEL/RESTRICTION	FROM-TO
41-081A		SPRING, RETURN			
0750-41-308	1				
43-635		CLIP, FLEXIBLE HOSE			
W023-43-635A	2				
44-010		LEVER, PARKING BRAKE			
NA01-44-010	1 (URETHANE)				
N001-44-010A	1 (WOOD)				
44-031		SPRING, PARKING REVER			
G030-44-031	1				
44-032		ROD, RELEASE			
NA01-44-032	1				
44-033		BUTTON, RELEASE			
FB01-44-033	1				
44-034		CAP, PARK BRAKE LEVER			
FB01-44-034	1 (URETHANE)				
N001-44-034B	1 (WOOD)				
44-061A		COVER			
FB01-44-061B	1				
44-062		COVER			
FB01-44-062A	1				
44-063		SPACER			
FC01-44-063A	1 (URETHANE)				
N001-44-063	1 (WOOD)				
44-150		CABLE, PARKING-FRT			
NA01-44-150C AN(NA01-44-150D)	1				-7526
*NA01-44-150D	1				7526-
44-187		SCREW, ADJUST			
0866-44-187A	1				

7526 NAC54V-737091

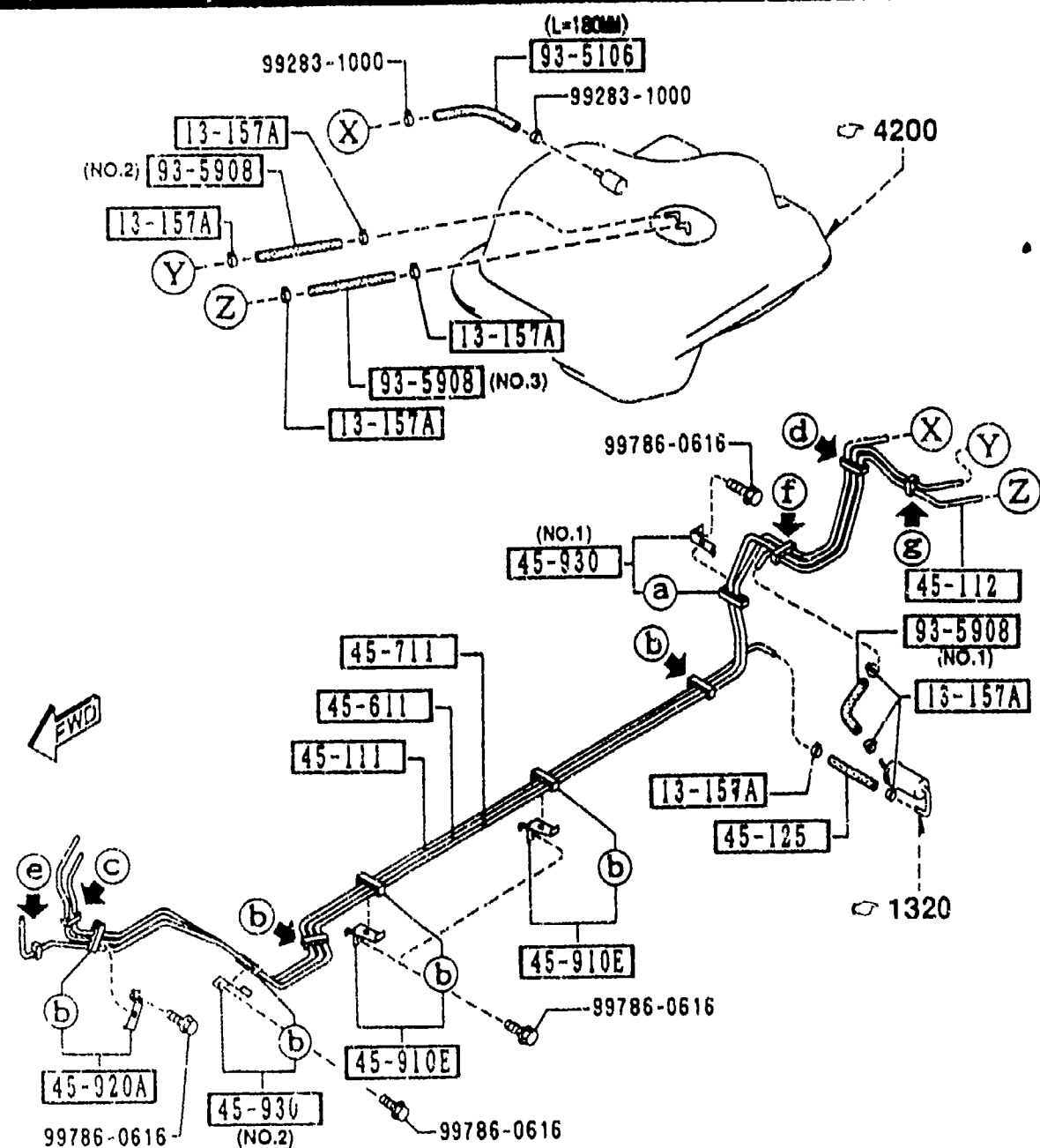
4400 PARKING BRAKE SYSTEM



4400 -2 * PARKING BRAKE SYSTEM

PART NO.	QTY	MODEL/RESTRICTION	MODEL/RESTRICTION	MODEL/RESTRICTION	FROM-TO
44-189		CLIP			
0866-44-189	1				
44-410		CABLE(R),R.-PARK.			
NA75-44-410	1				
44-410A		CABLE(L),R.-PARK.			
NA75-44-420	1				
44-439		CLIP,CABLE			
1011-44-439	1				
66-840		SWITCH,PARKING LAMP			
GJ21-66-450A	1				

4500 FUEL PIPINGS



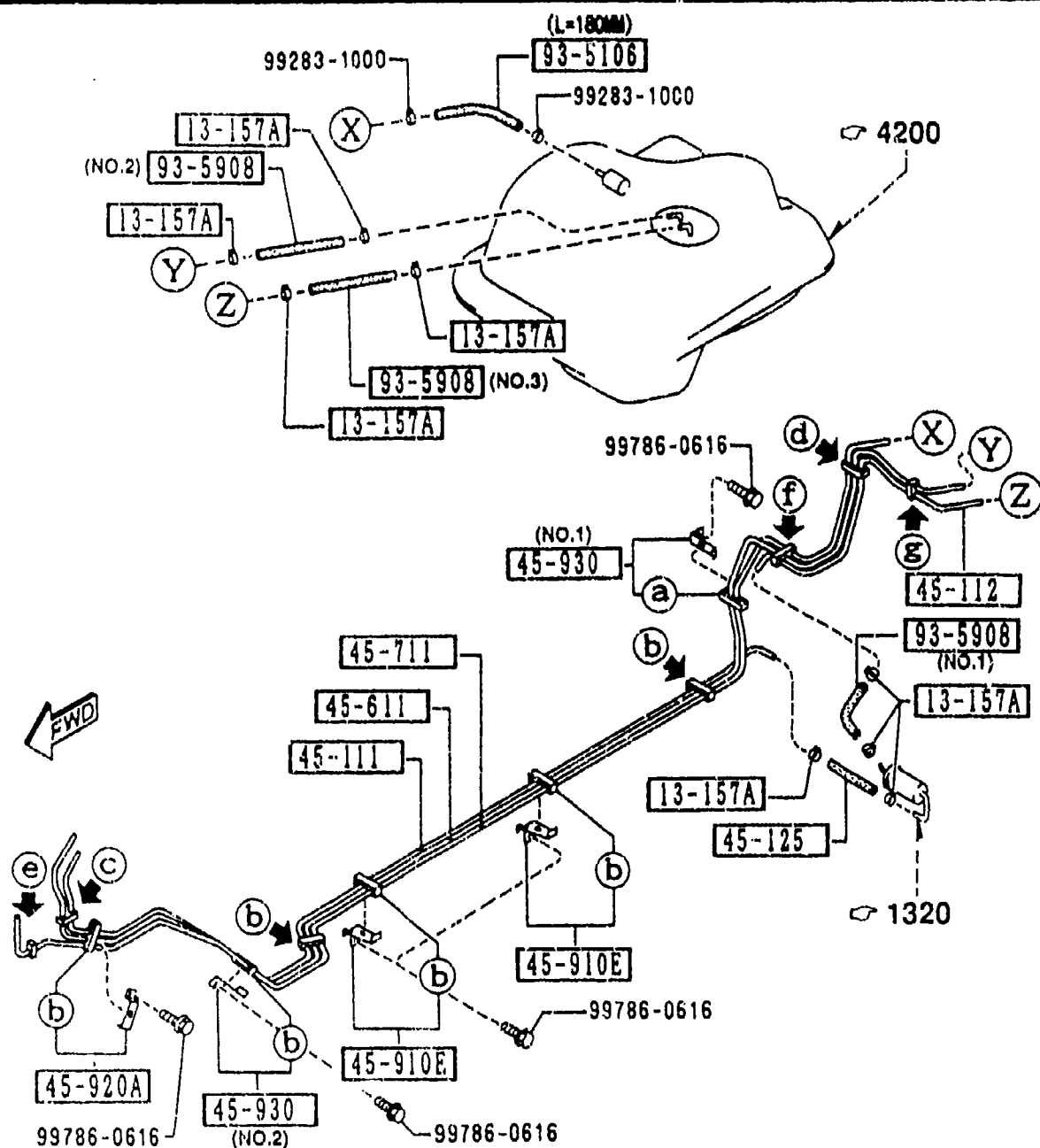
(a)	(b)	(c)	(d)	(e)	(f)	(g)
45-912D	45-912D	45-913	45-913A	45-914	45-915	45-921
(NO.1)	(NO.2)					

4500 -1 FUEL PIPINGS

PART NO.	QTY	MODEL/RESTRICTION	MODEL/RESTRICTION	MODEL/RESTRICTION	FROM-TO
13-157A		CLIP			
8574-13-157	8				
45-111		PIPE, FUEL-MAIN			
NA01-45-111	1				-7801
A (NA01-45-111B)					
*NA01-45-111B	1				7801-
45-112		PIPE, FUEL-MAIN			
NA75-45-112A	1				
45-125		HOSE, FUEL			
99359-0815	1				
45-611		PIPE, FUEL-RETURN			
NA75-45-611A	1				-7801
A (NA75-45-611C)					
*NA75-45-611C	1				7801-
45-711		PIPE, EVAPORATION			
NA75-45-711A	1				-7801
A (NA75-45-711C)					
*NA75-45-711C	1				7801-
45-910E		HOLDER, PIPE			
H266-45-910A	2				
45-912D		HOLDER 'A'			
H260-45-912	1	(ILLUST. NO.1)			
H266-45-912	6	(ILLUST. NO.2)			
45-913		HOLDER, PIPE			
NA01-45-912	1				
45-913A		CLIP, PIPE			
NA01-45-913	1				
45-914		HOLDER, PIPE			
FB01-45-914	1	NIFUKO			

7801 NA35*V-739024

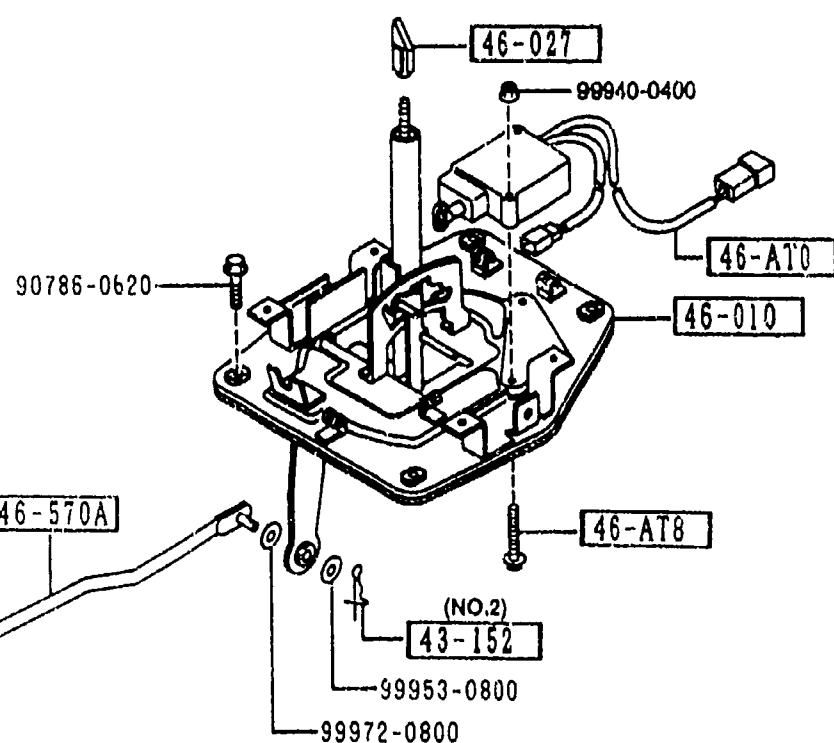
4500 FUEL PIPINGS



(a)	(b)	(c)	(d)	(e)	(f)	(g)
45-912D	45-912D	45-913	45-913A	45-914	45-915	45-921
(NO.1)	(NO.2)					

4500 -2 * FUEL PIPINGS

PART NO.	QTY	MODEL/RESTRICTION	MODEL/RESTRICTION	MODEL/RESTRICTION	FROM-TO
45-915	1	CLIP, PIPE			
NA01-45-914					
45-920A	1	HOLDER 'B', PIPE			
H266-45-920A					
45-921	1	CLIP, PIPE			
B210-45-917					
45-930	1	HOLDER 'C', PIPE			
H260-45-930					
H266-45-930A					
93-5106	1	HOSE			
99351-06999					
93-5908	1	HOSE			
99359-0816					
99359-0817					
99359-0818					



CAT. AUNA06-03

CHASSIS

A thick, solid black horizontal bar that spans most of the width of the page, positioned between the words 'CHASSIS' and 'BODY'.

BODY

CHASSIS

A thick, solid black horizontal bar that spans most of the width of the page, positioned between the words 'CHASSIS' and 'BODY'.

BODY

CHASSIS

BODY

CHASSIS

BODY

CHASSIS

BODY

CHASSIS

BODY

CHASSIS

A thick, solid black horizontal bar that spans most of the width of the page, positioned between the words 'CHASSIS' and 'BODY'.

BODY

CHASSIS

A thick, solid black horizontal bar that spans most of the width of the page, positioned between the words 'CHASSIS' and 'BODY'.

BODY

CHASSIS

A thick, solid black horizontal bar that spans across the middle of the image, separating the word 'CHASSIS' from the word 'BODY'.

BODY

CHASSIS

A thick, solid black horizontal bar that spans most of the width of the page, positioned between the words 'CHASSIS' and 'BODY'.

BODY

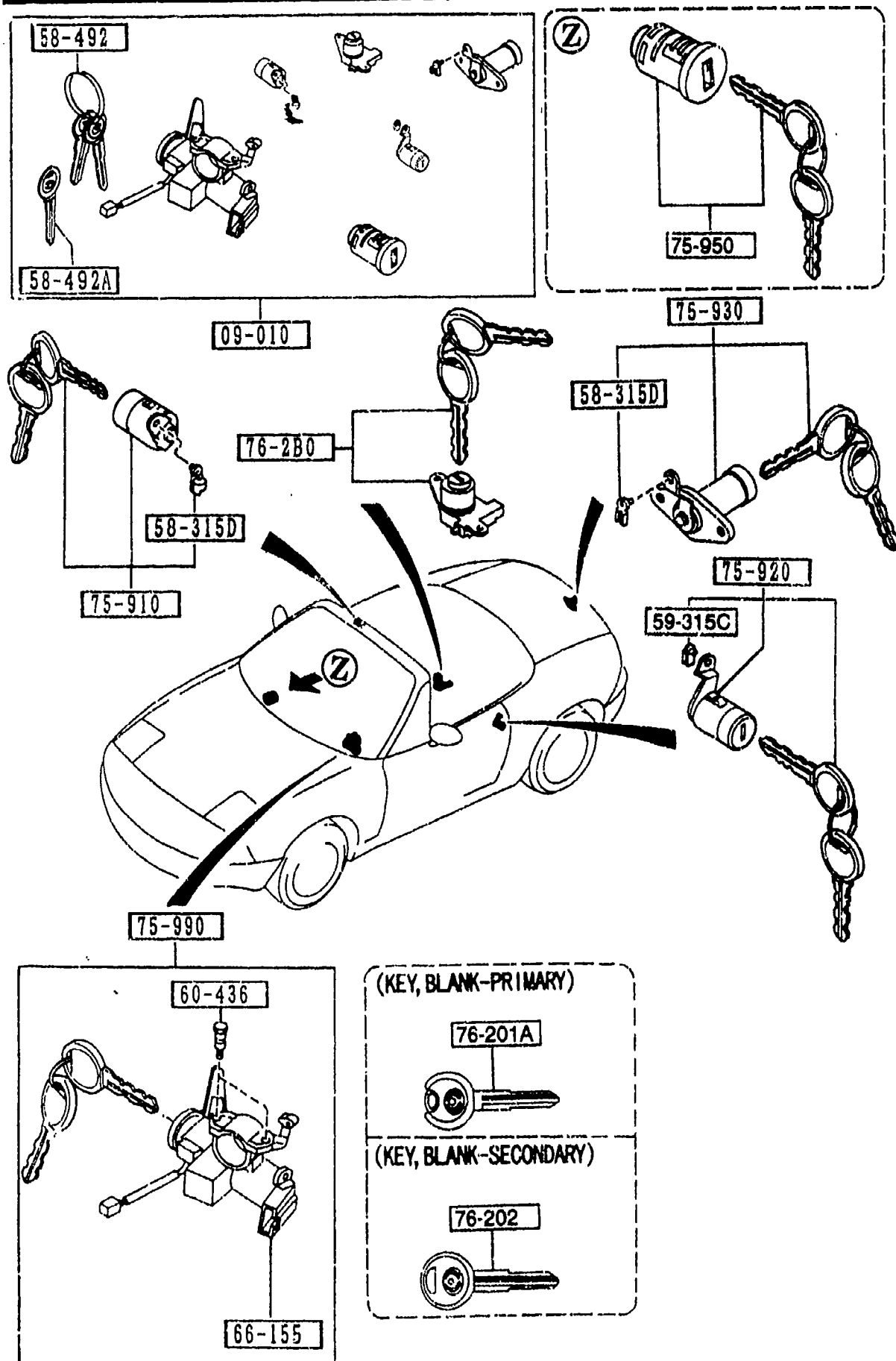
CHASSIS

BODY

CHASSIS

BODY

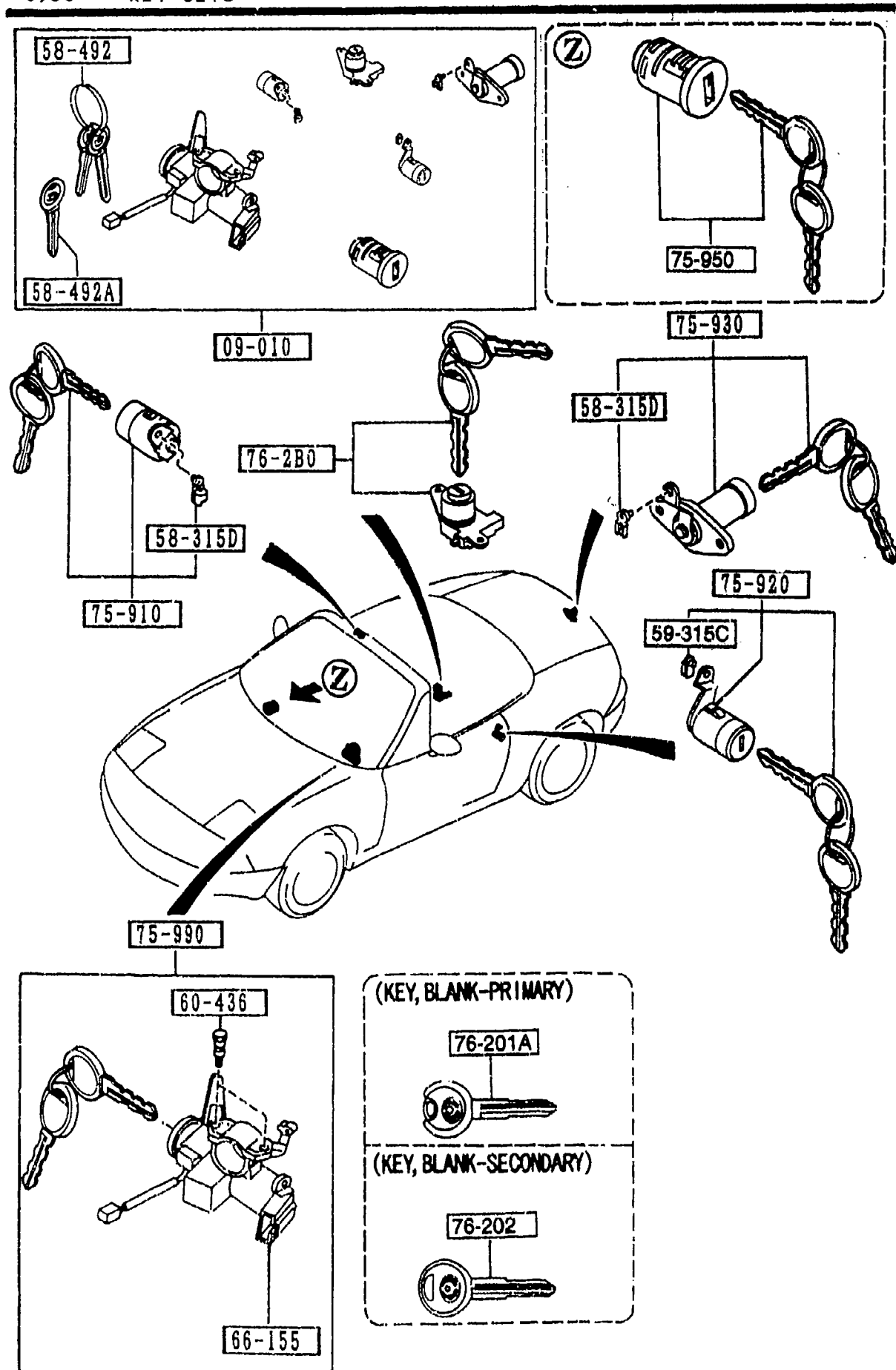
0900 KEY SETS



0900 -1 KEY SETS

PART NO.	QTY	MODEL/RESTRICTION	MODEL/RESTRICTION	MODEL/RESTRICTION	FROM-TO
09-010		KEY SET			
NA75-09-010F	1	(MT)			
00	INT-	NA3 NA4 NA5 NA7 BLACK			
NA82-09-010D	1	(AT)			
00	INT-	NA3 NA4 NA5 NA7 BLACK			
58-315D		CLIP (R)			
G030-58-315	2				
58-492		KEY, PRIMARY			
FD01-58-492	2	KEY NO. IS REQUIRED			
58-492A		KEY, SECONDARY			
FD01-58-493	1	KEY NO. IS REQUIRED			
59-315C		CLIP 'B' (L), DOOR LOCK			
G030-59-315	1				
60-436		BOLT, SET			
WH043-66-154	2				
66-155		SWITCH, IGNITION			
D001-66-151A	1				
75-910		KEY SUB SET (R), DOOR			
N001-76-210D	1				
75-920		KEY SUB SET (L), DOOR			
N001-76-220D	1				
75-930		KEY SUB SET, TRUNK			
NA01-76-230D	1				
75-950		KEY SUB SET, GLOVE			
EA70-76-250B	1				
75-990		KEY SUB SET, ST. LOCK			
NA75-76-290B	1	(MT)			

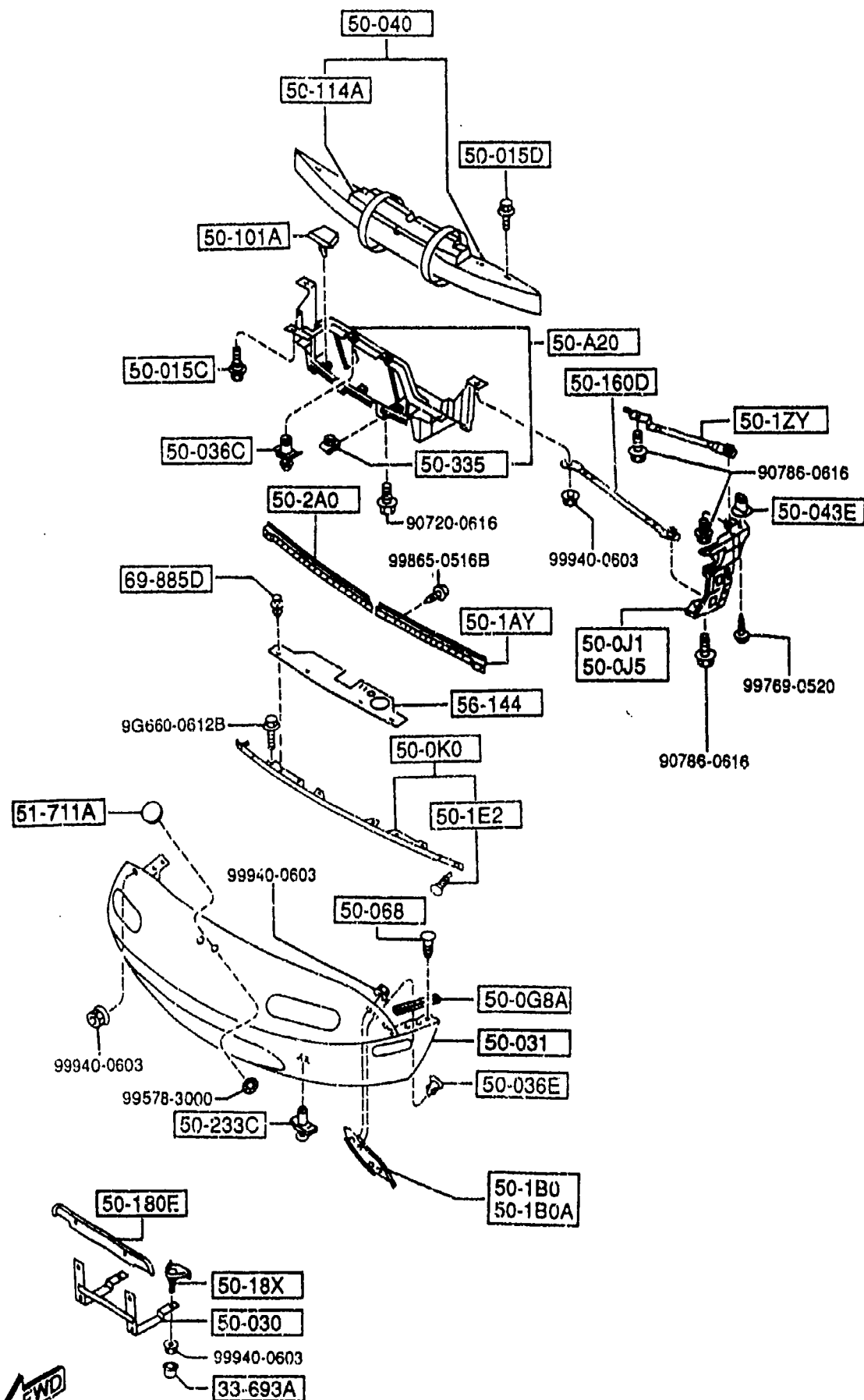
0900 KEY SETS



0900 -2 * KEY SETS

PART NO.	QTY	MODEL/RESTRICTION	MODEL/RESTRICTION	MODEL/RESTRICTION	FROM-10
CONT'D NAB1-76-290B	1	(AT)			
76-280		KEY SUB SET, CONSOLE			
NA01-76-280D	1				
00		BLACK			
76-201A		KEY, BLANK-PRIMARY			
FD01-76-201	1				
76-202		KEY, BLANK-SECONDARY			
FD01-76-202	1				

5000 FRONT BUMPER

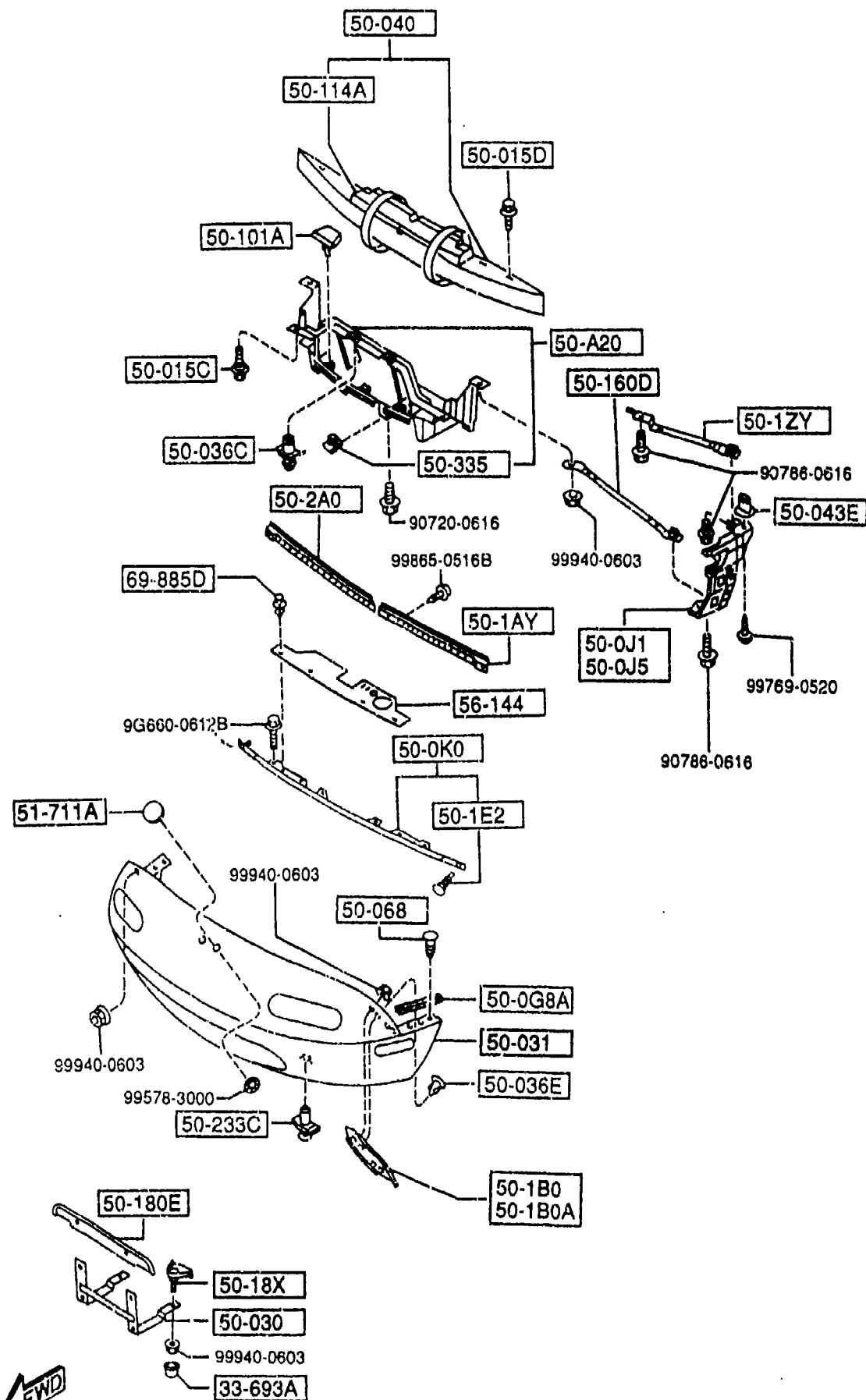


5000 -1 FRONT BUMPER

PART NO.	QTY	MODEL/RESTRICTION	MODEL/RESTRICTION	MODEL/RESTRICTION	FROM-TO
33-693A		CAP, BLEEDER SCREW			
0259-33-693	2				
50-A20		GUIDE, AIR			
NA01-50-A20A	1	(W/O A. LOCK BRAKE)			-7501
NA23-50-A20	1	(W/A. LOCK BRAKE)			-7501
NA01-50-A20B	1	(W/O A. LOCK BRAKE)			7501-
NA27-50-A20A	1	(W/A. LOCK BRAKE)			7501-
50-008A		SEAL, RUBBER-FRONT BUMPER			
NA01-50-009	2				
50-0J1		RETAINER(R), FRONT BUMPER			
NA01-50-0J1	1				
50-0J5		RETAINER(L), FRONT BUMPER			
NA01-50-0J5	1				
50-0K0		RETAINER, FASCIA			
NA01-50-0K0B	1				
50-015C		BOLT			
FB01-50-132	2				
50-015D		BOLT			
NA01-50-0Z2	8				
50-030		HOLDER, NO. PLATE			
NA01-50-180A	1				
50-031		BUMPER, FRONT			
NAV1-50-030	1	PAINT TO MATCH			
50-036C		FASTENER			
BF67-50-033	2				
50-036E		CLIP			
KA01-50-102	6				

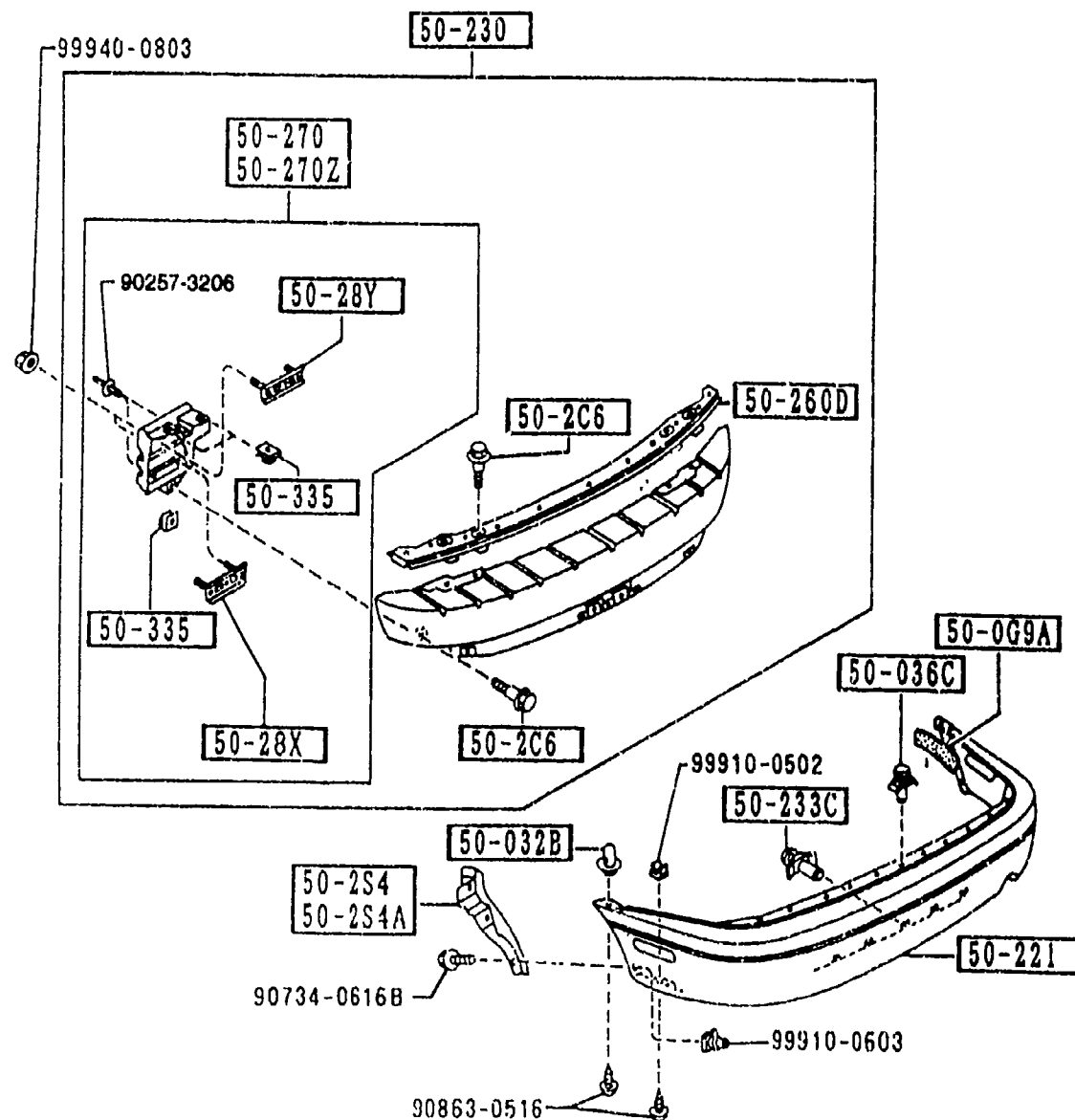
/501 NA35*V-736464

5000 FRONT BUMPER



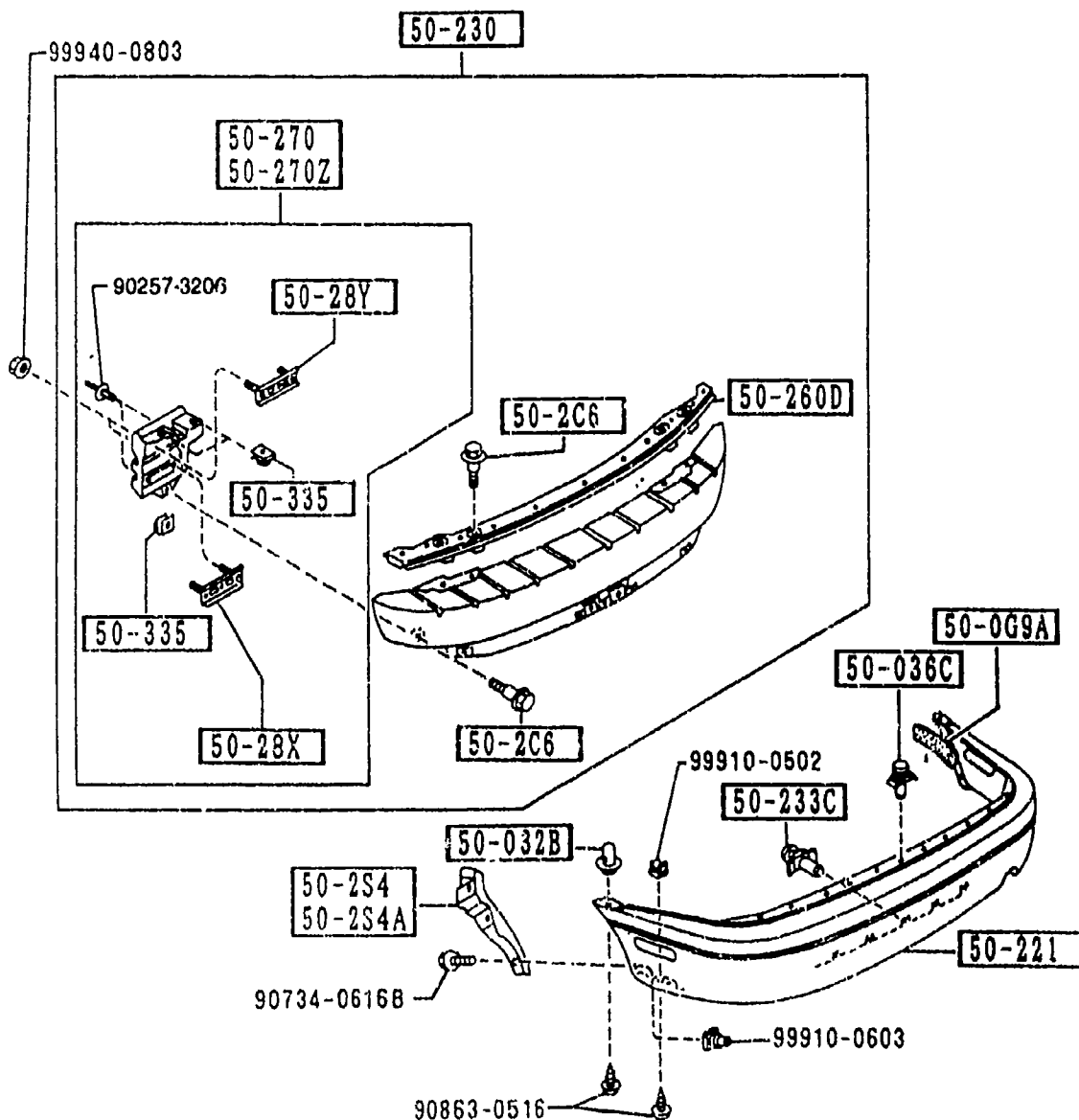
5000 -2 FRONT BUMPER

PART NO.	QTY	MODEL/RESTRICTION	MODEL/RESTRICTION	MODEL/RESTRICTION	FROM-TO
50-040		REINFORCEMENT, BUMPER			
NA01-50-070	1	(W/O DAY RUNNING LAMP)			
50-043E		SLIDE 'A', BUMPER			
B092-50-032	2				
50-068		CLIP			
NA01-50-068	6				
50-1AY		PLATE, SET NO. 1			
NA01-50-1AYC	1				
50-1B0		PLATE NO. 2(R), SET-F. BUMPER			
NA01-50-1B0	1				
50-1B0A		PLATE NO. 2(L), SET-F. BUMPER			
NA01-50-1C0	1				
50-1E2		BOLT			
NA01-50-1E2	2				
50-1ZY		BRACKET, FENDER			
NA01-50-1ZYB	2				
50-101A		COVER, GRILLE			
NA01-50-101A	3				
50-114A		SPACER, E. A. FOAM			
NA01-50-114	1				
50-160D		BRACKET(L), F. BUMPER SIDE			
NA01-50-160	1	(W/A. LOCK BRAKE)			
NA01-50-160	2	(W/O A. LOCK BRAKE)			
50-18X		BRACKET, LICENCE PLATE			
NA01-50-18X	2				
50-180E		PROTECTOR, NO. PLATE			
FB01-50-144	1				



PART NO.	QTY	MODEL/RESTRICTION	MODEL/RESTRICTION	MODEL/RESTRICTION	FROM-TO
50-0G9A NA01-50-0G8	2	SEAL, RUBBER-REAR BUMPER			
50-032B GJ21-50-032	2	SLIDE 'UP.', BUMPER			
50-036C BF67-50-033	7	FASTENER			
50-2C6 NA01-50-2C6	6	BOLT			
50-2S4 NA01-50-2S4	1	SHIELD(R), SPLASH-R. BUMPER			
50-2S4A NA01-50-2S5	1	SHIELD(L), SPLASH-R. BUMPER			
50-221 NAV1-50-220A	1	BUMPER, REAR PAINT TO MATCH			
50-230 NA01-50-260	1	REINFORCEMENT, BUMPER (W/O DAY RUNNING LAMP)			
50-233C BF82-50-233	5	FASTENER, REAR BUMPER			
50-260D NA01-50-2J0	1	RETAINER, R. BUMPER			
50-270 NA01-50-280A	1	STAY(R), RR. BUMPER			
50-270Z NA01-50-290A	1	STAY(L), RR. BUMPER			
50-28X NA01-50-28XC	2	PLATE SET			

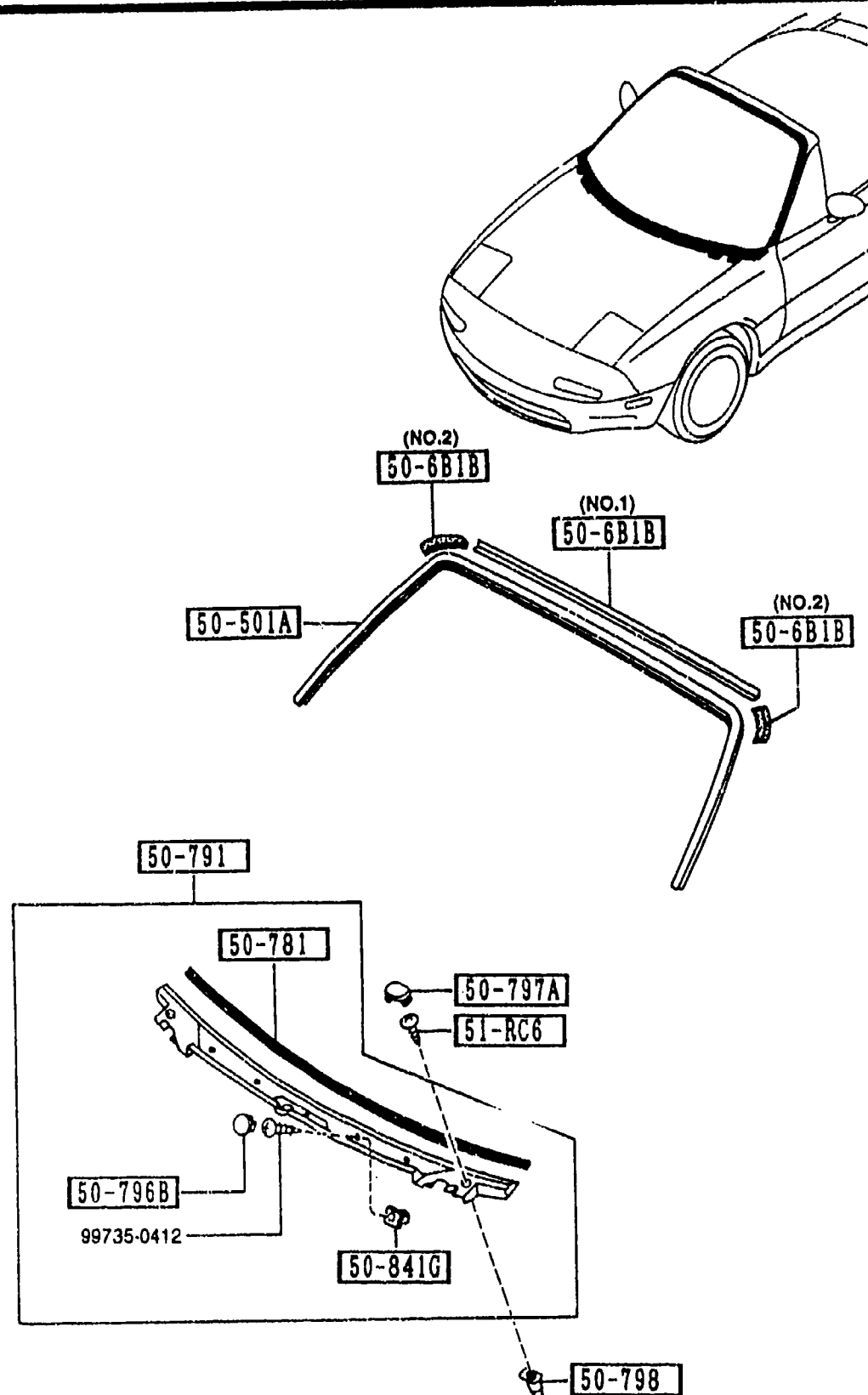
5010 REAR BUMPER



5010 -2 * REAR BUMPER

PART NO.	QTY	MODEL/RESTRICTION	MODEL/RESTRICTION	MODEL/RESTRICTION	FROM-TO
50-28Y		PLATE SET			
NA01-50-28YC	2				
50-335		NUT, CLIP			
NA01-50-133	6				

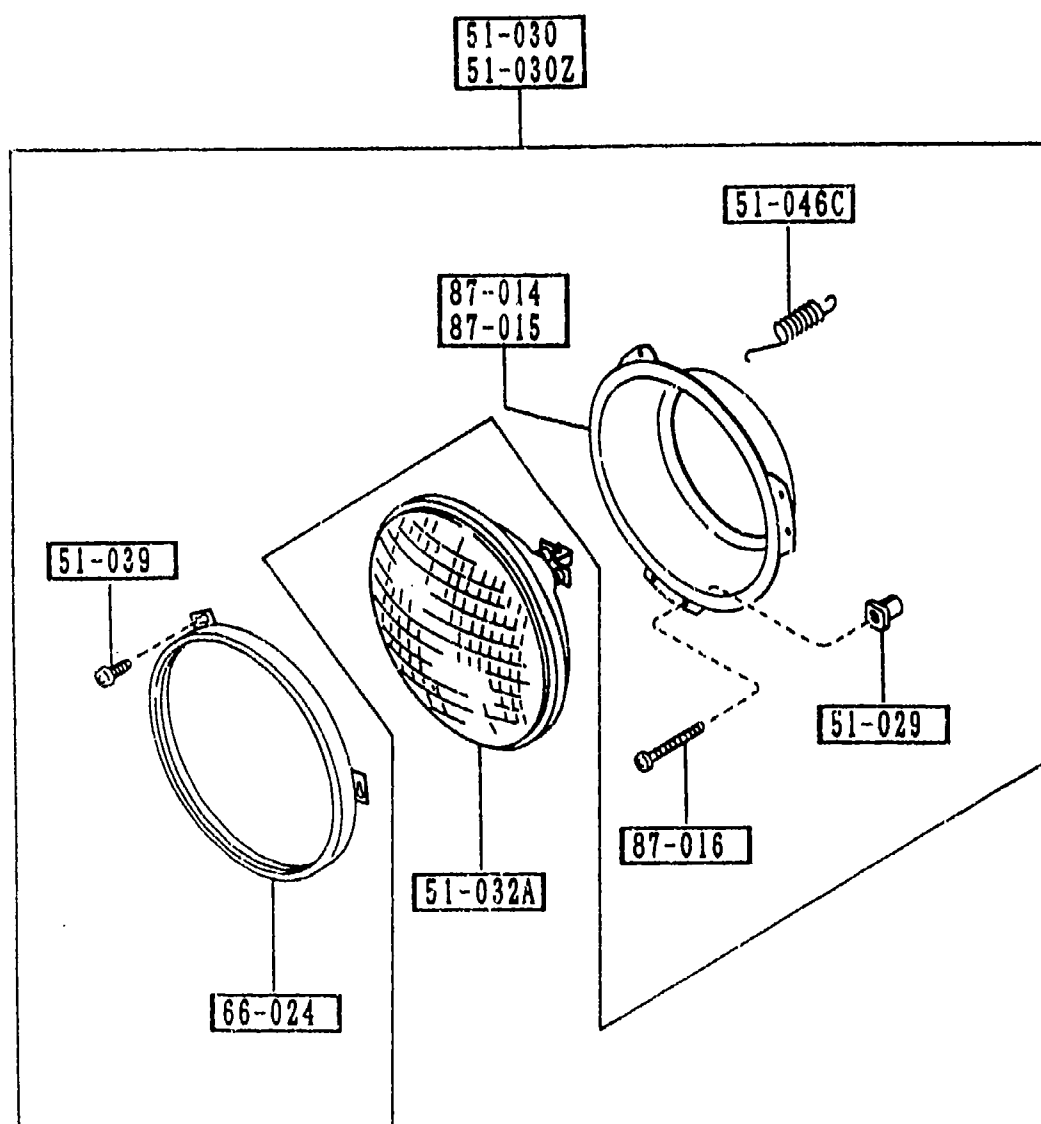
5030 WINDOW MOULDING & COWL GRILLES



5030 -1 * WINDOW MOULDING & COWL GRILLES

PART NO.	QTY	MODEL/RESTRICTION	MODEL/RESTRICTION	MODEL/RESTRICTION	FROM-TO
50-501A		MOULD(UP),FRT.WINDOW			
NAY1-50-601	1				-7324
*NA01-50-601A	1				7324-
50-6B1B		PROTR,MOULD-FRT WIND OW			
NA01-50-6B1	1	(ILLUST. NO.1)			-7324
NA01-50-6B2	2	(ILLUST. NO.2)			-7324
DX50-50-6B1	1	(ILLUST. NO.1)			7324-
50-781		PROTECTOR,COWL GRILL E			
NA01-50-792A	1				
50-791		GRILLE,COWL			
NA01-50-790E	1				
50-796B		CAP			
B455-50-796A	5				
50-797A		CAP			
NA01-50-797A	2				
50-798		SCREW,GROMMET			
NA01-50-798	2				
50-841G		GROMMET,SCREW			
NA01-51-789	5				
51-RC6		SCREW,SIDE GARNNISH			
H272-51-RC6	2				

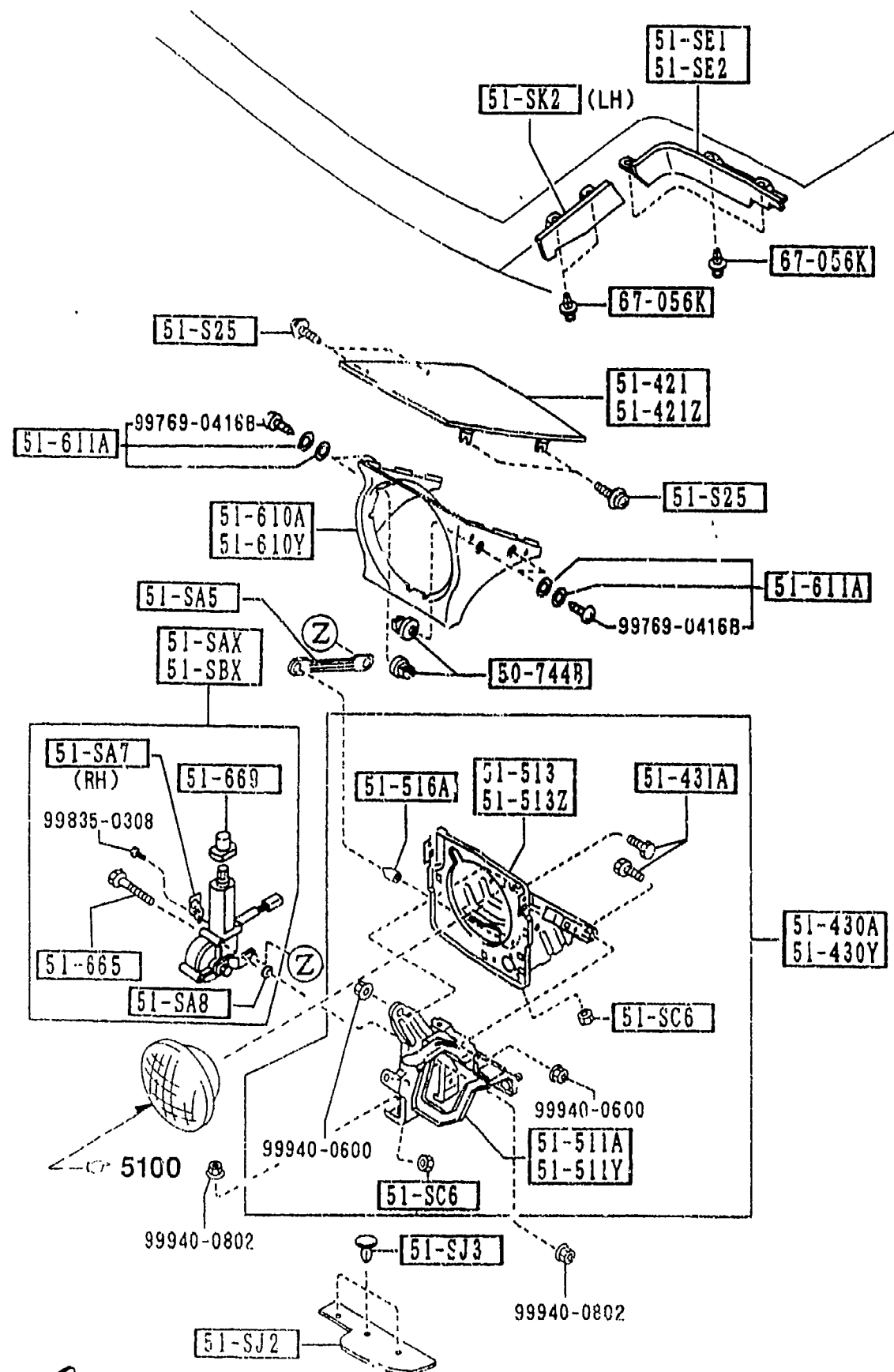
7324 NA35*V-733789



PART NO.	QTY	MODEL/RESTRICTION	MODEL/RESTRICTION	MODEL/RESTRICTION	FROM-TO
51-029		GROMMET, SCREW			
0483-66-061A	4				
51-030		LAMP SET(R), HEAD			
8BN1-51-030	1				
51-030Z		LAMP SET(L), HEAD			
8BN1-51-040	1				
51-032A		UNIT, HEAD LAMP			
NA02-51-031	2				
51-039		SCREW			
B481-51-0E3	6				
51-046C		SPRING			
NA01-51-046	2				
66-024		RING, RETAINING			
NA01-51-033A	2				
87-014		RING(R) MOUNTING			
NA01-51-032	1				
87-015		RING(L) MOUNTING			
NA01-51-034	1				
87-016		SCREW, ADJUST			
NA01-51-037	4				

FWD

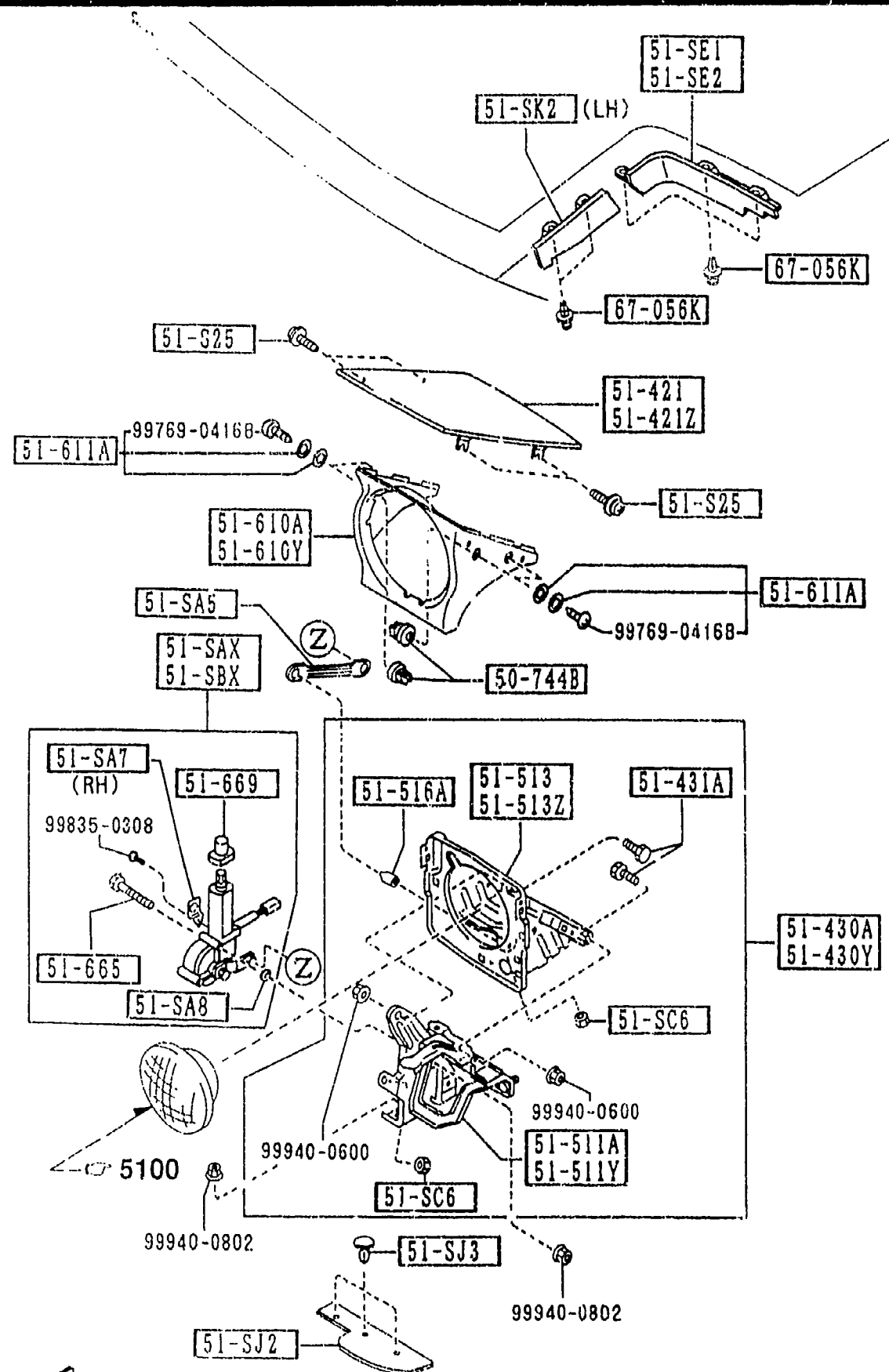
5103 HEAD LAMP RETRACTORS



5103 -1 HEAD LAMP RETRACTORS

PART NO.	QTY	MODEL/RESTRICTION	MODEL/RESTRICTION	MODEL/RESTRICTION	FROM-TO
50-744B	8	GROMMET, SCREW			
B481-50-744					
51-SAX	1	MOTOR(R), RETRACTABLE HEAD			
NA01-51-SAX					
51-SA5	2	ROD, RETRACTABLE			
NA01-51-SA5					
51-SA7	1	BRACKET, CLIP			
NA01-51-SA7					
51-SA8	6	WASHER			
NA01-51-SA8					
51-SBX	1	MOTOR(L), RETRACTABLE HEAD			
NA01-51-SBX					
51-SC6	4	NUT, STOPPER-LAMP HINGE			
KA01-51-SC6					
51-SE1	1	PROTECTOR(R), RETRA H/L			
NA01-51-SE1					
51-SE2	1	PROTECTOR(L), RETRA. H/L			
NA01-51-SE2					
51-SJ2	2	PROTECTOR(L), RETRA. FRONT			
NA01-51-SJ2A					
51-SJ3	6	CLIP			
NA01-51-SJ3					
51-SK2	1	PROTECTOR(L), RETRA. SIDE			
NA01-51-SK2					
51-S25	8	BOLT, LAMP LID			
BS34-51-S25A					
51-421	1	LID(R), LAMP			
NA01-51-SH1B					

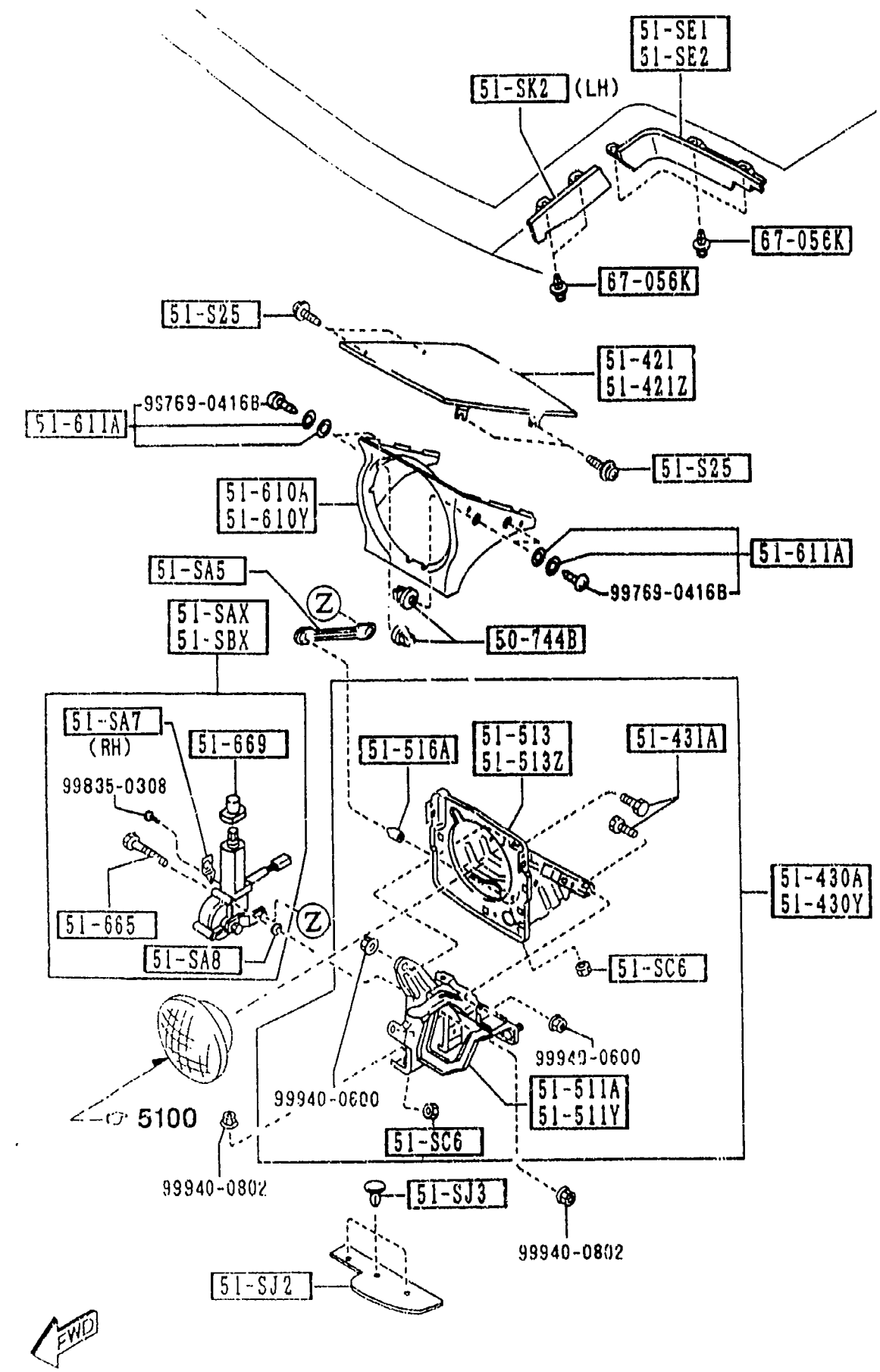
5103 HEAD LAMP RETRACTORS



5103 -2 HEAD LAMP RETRACTORS

PART NO.	QTY	MODEL/RESTRICTION	MODEL/RESTRICTION	MODEL/RESTRICTION	FROM-TO
51-421Z		LID(L), LAMP			
NA01-51-SH2B	1				
51-430A		HINGE(R), LID-LAMP			
NA01-51-SC0B	1				
51-430Y		HINGE(L), LID-LAMP			
NA01-51-SD0B	1				
51-431A		BOLT, HINGE			
KA01-51-SD7	4				
51-511A		BRACKET(R), HINGE-LAMP LID			
NA01-51-SC1A	1				
51-511Y		BRACKET(L), HINGE-LAMP LID			
NA01-51-SD1A	1				
51-513		HOUSING(R), LAMP-LID HINGE			
NA01-51-SC5B	1				
51-513Z		HOUSING(L), LAMP-LID HINGE			
NA01-51-SD5B	1				
51-516A		CAP, HINGE-H.L. RETRACTABLE			
KA01-51-SD6	2				
51-610A		BEZEL(R), HEAD LAMP			
NA01-50-741	1				
51-610Y		BEZEL(L), HEAD LAMP			
NA01-50-751	1				
51-611A		SCREW, HEAD LAMP BEZEL			
B481-50-75X	8				
51-665		BOLT, MOTOR-RETRACT H/LAMP			
FB01-51-665	6				
51-669		ROOT, MOTOR-RETRACT H/L			
NA01-51-669	2				

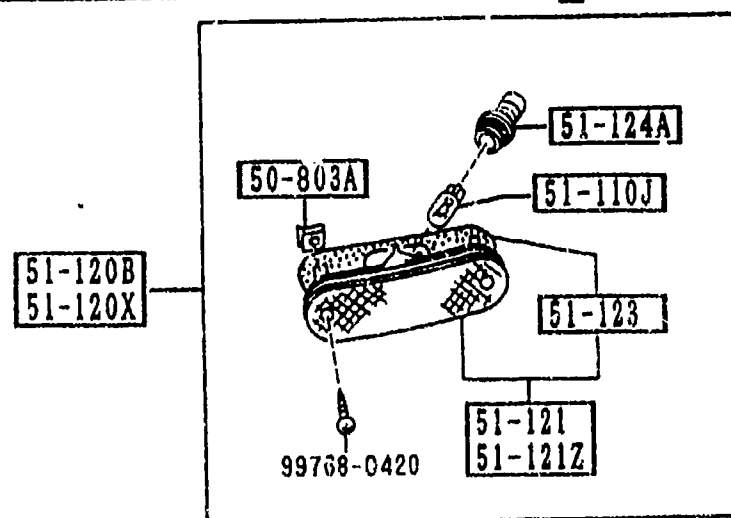
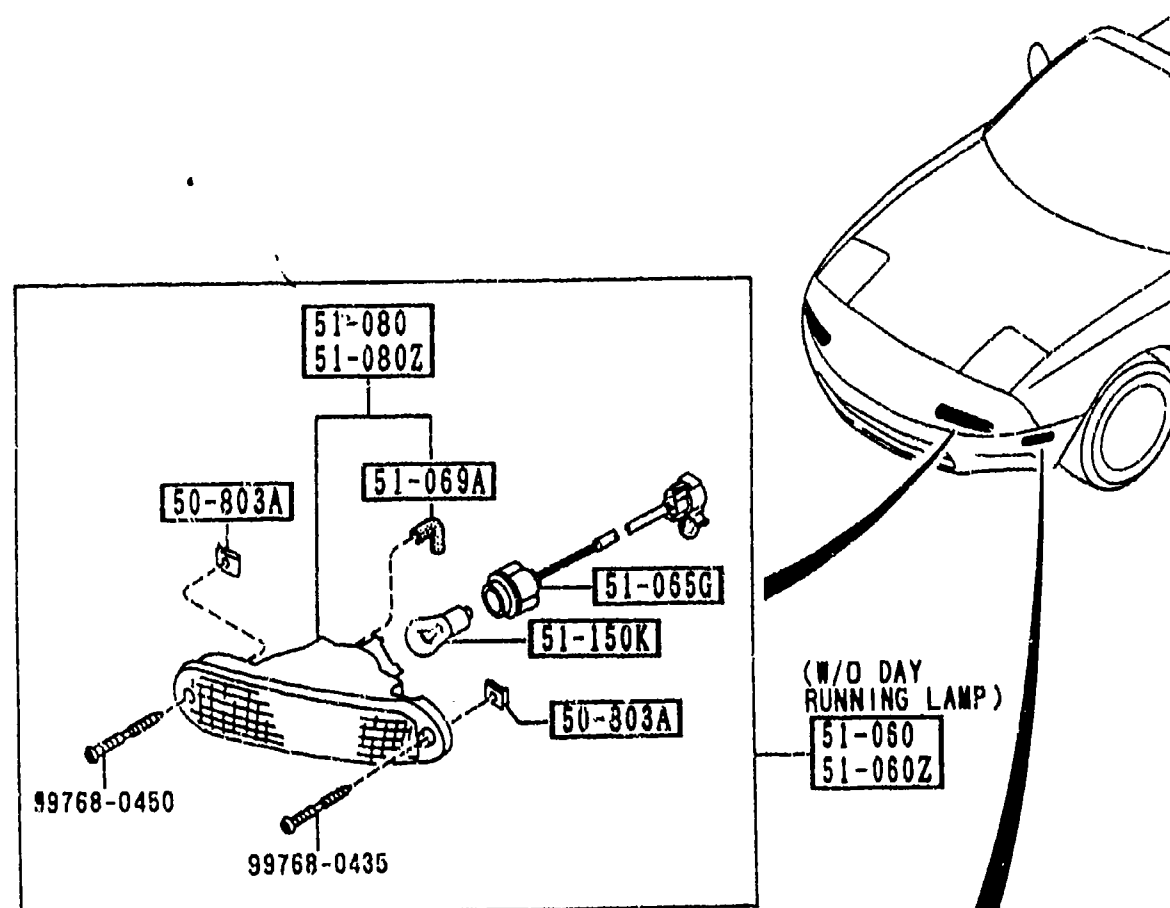
5103 HEAD LAMP RETRACTORS



5103 -3 * HEAD LAMP RETRACTORS

PART NO.	QTY	MODEL/RESTRICTION	MODEL/RESTRICTION	MODEL/RESTRICTION	FROM-TO
67-056K UB39-50-795	8	RIVET			

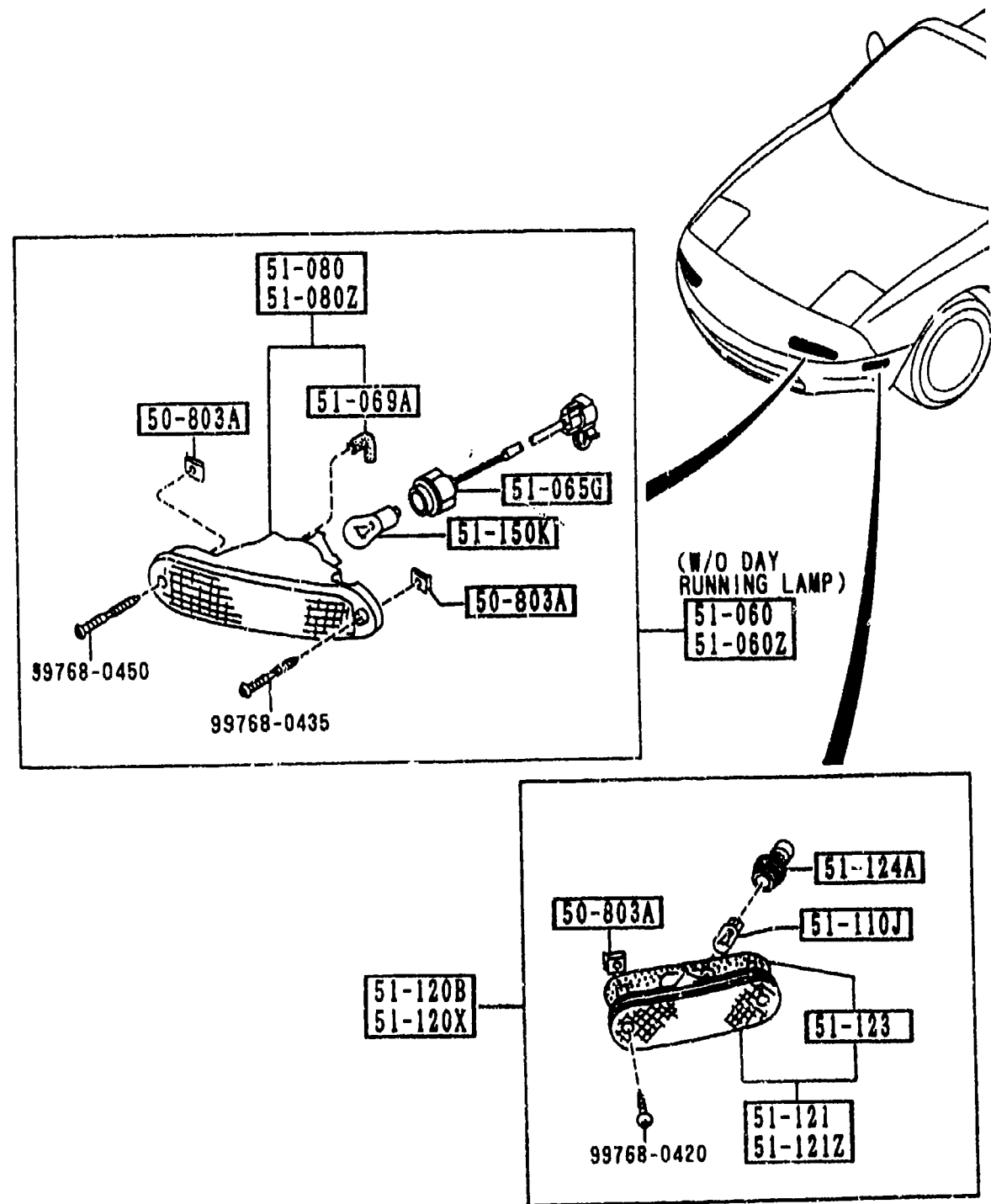
5105 FRONT COMBINATION LAMPS



5105 -1 FRONT COMBINATION LAMPS

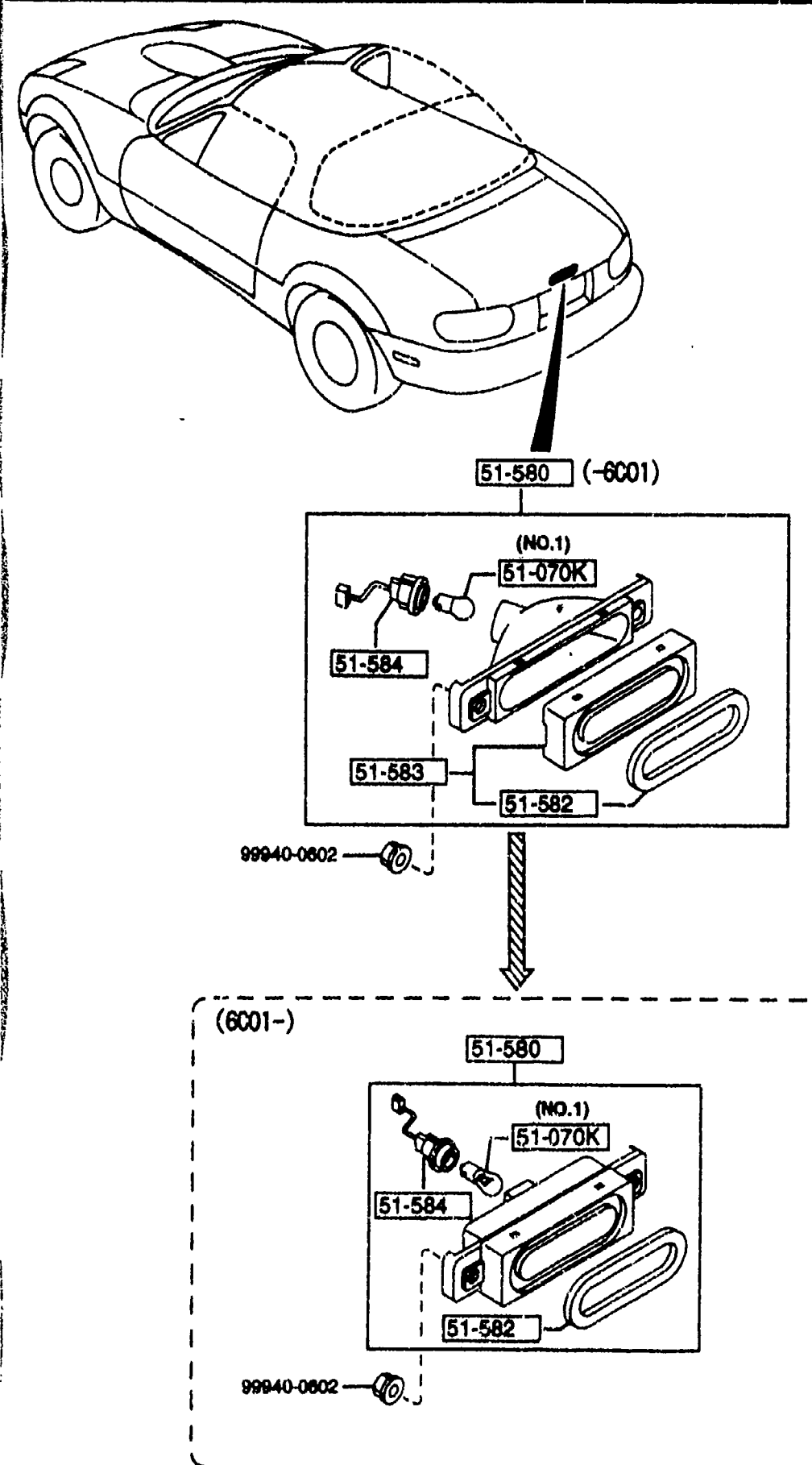
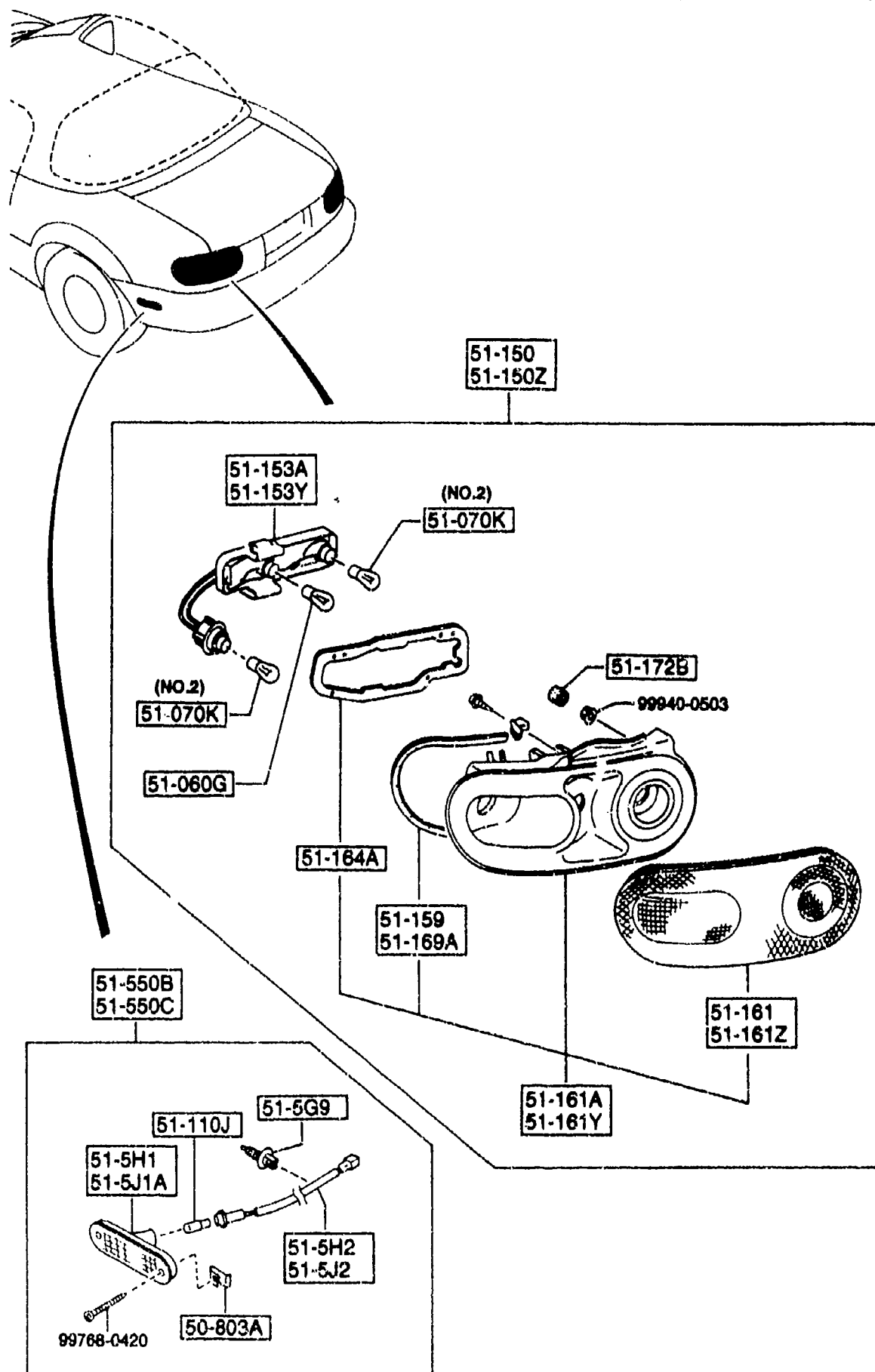
PART NO.	QTY	MODEL/RESTRICTION	MODEL/RESTRICTION	MODEL/RESTRICTION	FROM-TO
50-803A		NUT, SIDE PROTECTOR			
0158-50-803	8				
51-060		LAMP SET(R), FRT COMB			
8BN1-51-060	1	(W/O DAY RUNNING LAMP)			
51-060Z		LAMP SET(L), FRT COMB			
8BN1-51-070	1	(W/O DAY RUNNING LAMP)			
51-065G		SOCKET, F. COMB. LAMP			
NA01-51-064	2	(W/O DAY RUNNING LAMP)			
51-069A		TUBE, HEAD LAMP			
NA01-51-069	2				
51-080		LENS & HOUSING(R)			
NA01-51-06XA	1				
51-080Z		LENS & HOUSING(L)			
NA01-51-07XA	1				
51-110J		BULB			
99701-6038	2	12V 3.8W			
51-120B		LAMP SET(R), SIDE TURN			
8BN1-51-120	1				
51-120X		LAMP SET(L), SIDE TURN			
8BN1-51-130	1				
51-121		LENS & BODY(R)			
NA01-51-5EXA	1				
51-121Z		LENS & BODY(L)			
NA01-51-5FXA	1				
51-123		GASKET, SIDE TURN			
NA01-51-5D3A	2				

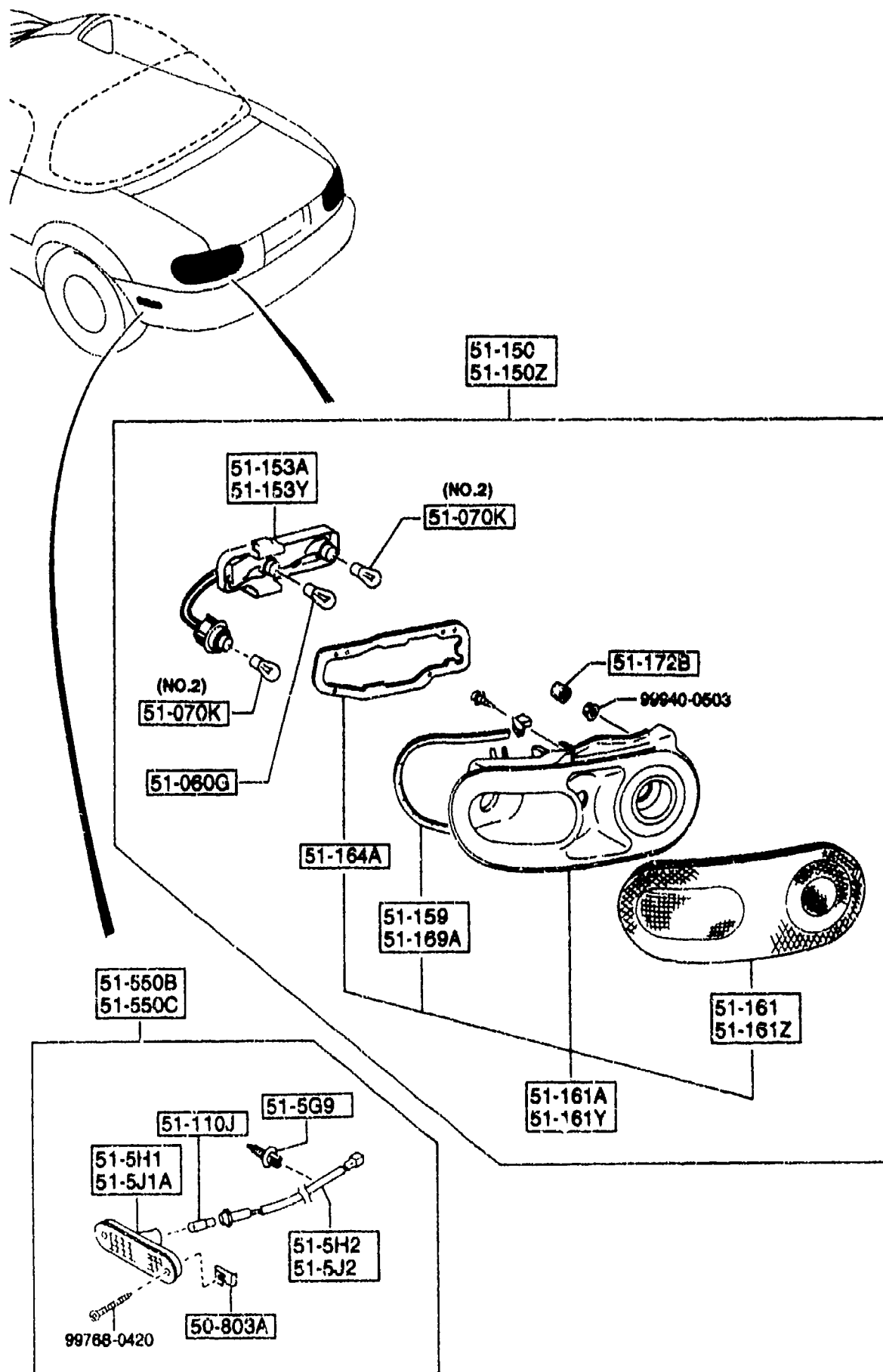
5105 FRONT COMBINATION LAMPS



5105 -2 * FRONT COMBINATION LAMPS


PART NO.	QTY	MODEL/RESTRICTION	MODEL/RESTRICTION	MODEL/RESTRICTION	FROM-TO
51-124A		SOCKET, SIDE TURN			
NA01-51-5E2	2				
51-150K		BULB			
99701-4278Y	2	A12V 27/8W			



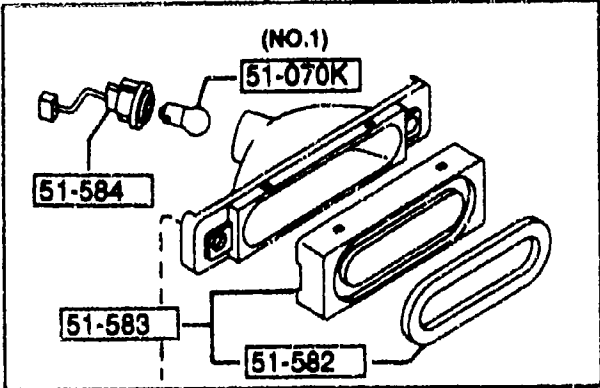


PART NO.	QTY	MODEL/RESTRICTION	MODEL/RESTRICTION	MODEL/RESTRICTION	FROM-TO
50-803A		NUT, SIDE PROTECTOR			
9158-50-803	4				
51-0608		BULB			
99701-4278	2	12V 27W/8W			
51-070K		BULB			
99701-3270	4	12V 27W (ILLUST. NO.2)			
99700-7180	1	A12V 18.4W (ILLUST. NO.1)			
99701-3210	1	12V 21W (ILLUST. NO.1)			
51-110J		BULB			
99701-6038	2	12V 3.8W			
51-150		LAMP SET(R), RR.COMB.			
88M1-51-150	1				
51-150Z		LAMP SET(L), RR.COMB.			
88M1-51-160	1				
51-153A		SOCKET(R), RR.COMB.			
N001-51-155A	1				
51-153Y		SOCKET(L), RR.COMB.			
N001-51-165A	1				
51-159		PROTECTOR(R), 'A'			
NA01-51-159	1				
51-161		LENS(R), RR.COMB.			
NA01-51-15XC	1				
51-161A		LENS & BODY(R), RR CO MB.			
NA01-51-170B	1				
51-161Y		LENS & BODY(L), RR CO MB.			
NA01-51-180B	1				

6C01 NA35*V-725591



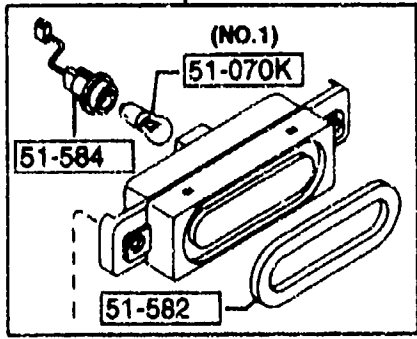
51-580 (-6C01)



99940-0602

(6C01-)

51-580

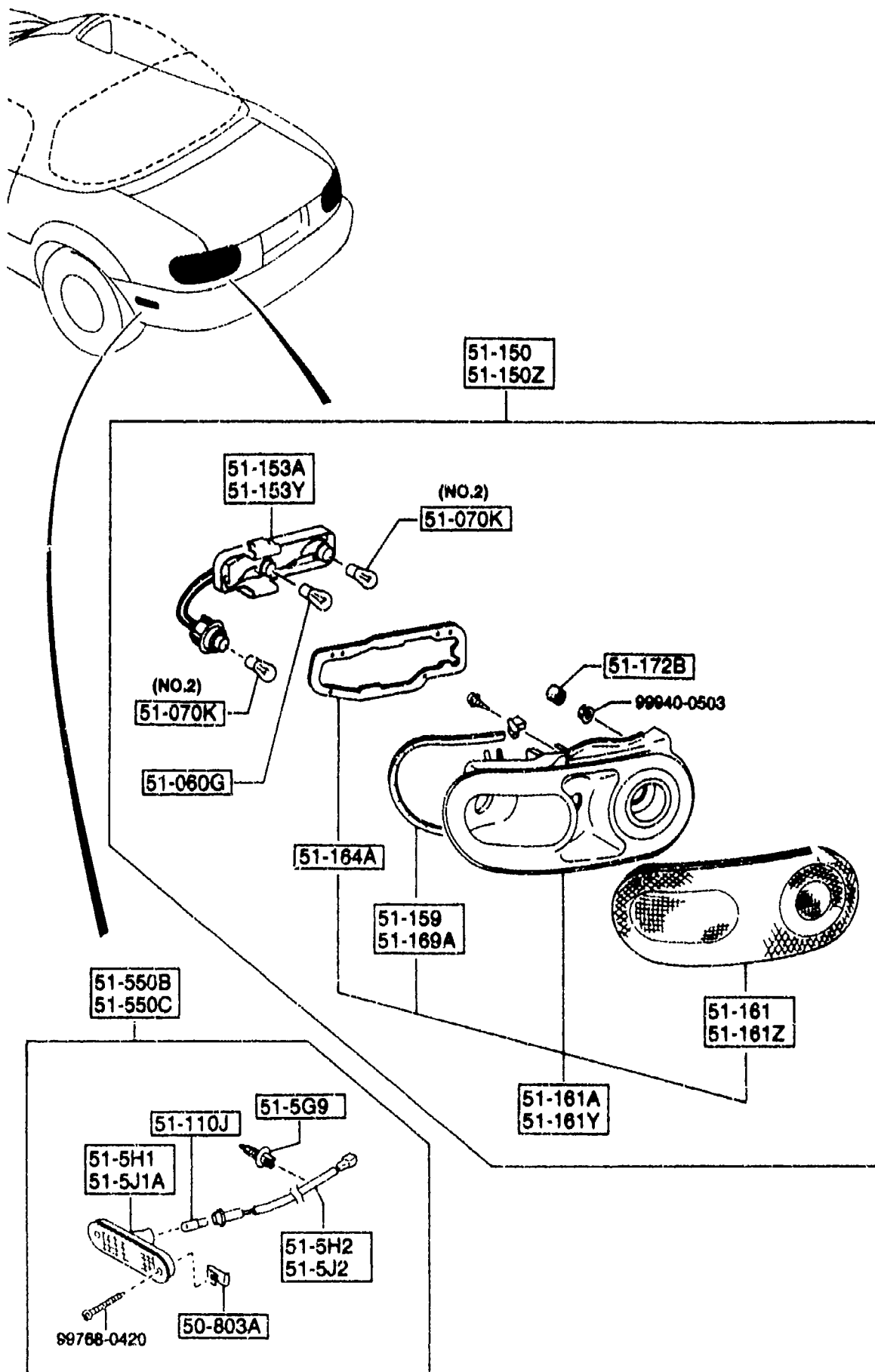


99940-0602

PART NO.	QTY	MODEL/RESTRICTION	MODEL/RESTRICTION	MODEL/RESTRICTION	FROM-TO
51-161Z		LENS(L),RR.COMB.			
NA01-51-16XC	1				
51-164A		GASKET,RR.COMB.			
NA01-51-158	2				
51-169A		PROTECTOR(L),'A'			
NA01-51-169	1				
51-172B		CAP			
8030-51-172	1				
51-509		CLIP			
NA01-51-509	8				
51-5H1		LENS & BODY(R),RR SI DE TURN			
NA01-51-5H1C	1				
51-5H2		SOCKET(R),RR SIDE TU RN			
NA01-51-5H2A	1				
51-5J1A		LENS & BODY(L),RR SI DE TURN			
NA01-51-5J1C	1				
51-5J2		SOCKET(L),RR SIDE TU RN			
NA01-51-5J2A	1				
51-550B		LAMP SET(R),SIDE TUR N-RR			
8BN1-51-550	1				
51-550C		LAMP SET(L),SIDE TUR N-RR			
8BN1-51-560	1				
51-580		LAMP,STOP-HI.MOUNT.			
NA01-51-580B	1				
NA12-51-580B AN(NA12-51-580C)	1				
NA12-51-580C	1				
51-582		GASKET,STOP LAMP-HI. MOUNT			
NA01-51-592B	1				

6C01 NA35*V-725591
6C10 NA35*V-726284

-6C01
6C01-6C10
6C10-



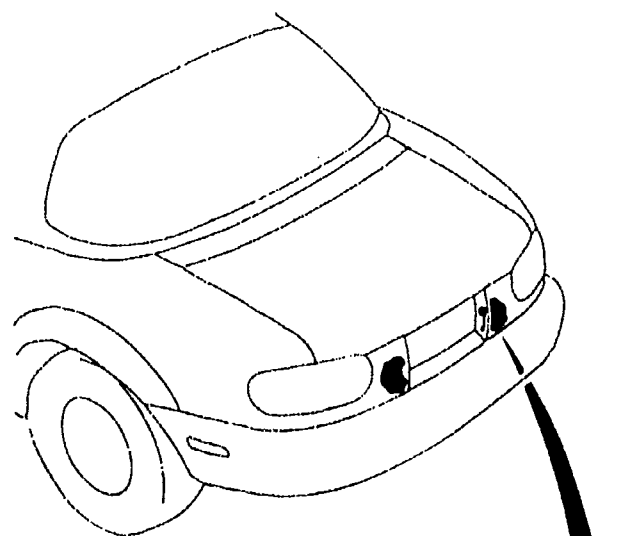
AUNA06

PART NO	QTY	MODEL/RESTRICTION	MODEL/RESTRICTION	MODEL/RESTRICTION	FROM-TO
51-583 NA01-51-58XA	1	LENS, STOP LAMP-HI. MOUNT			-6C01
51-584 BU38-51-584 NA12-51-584A	1	SOCKET, STOP LAMP-HI. MOUNT			-6C01 6C01-
6C01 NA35*V-725591					

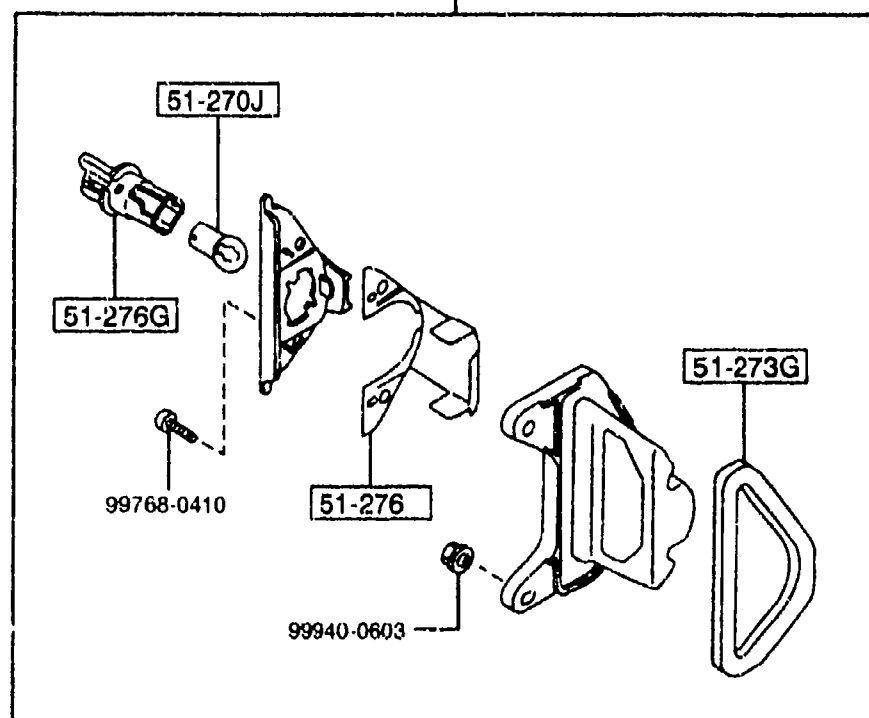
CAT. AUNA06-03

1998-07

5120 LICENSE LAMPS



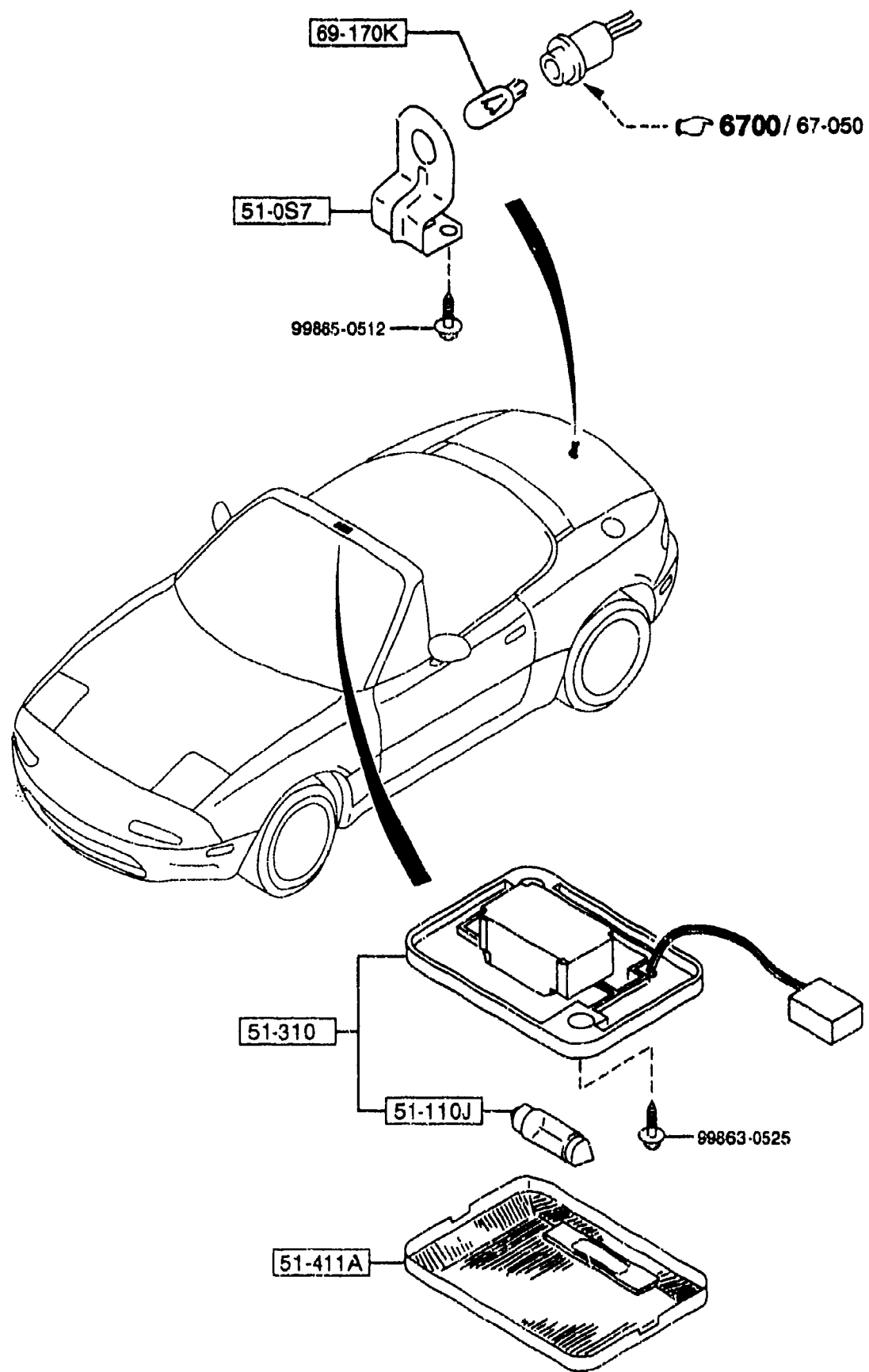
51-270



5120 -1 * LICENSE LAMPS

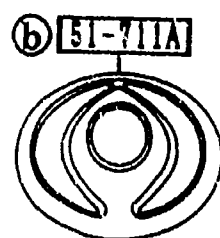
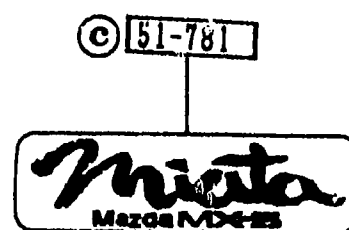
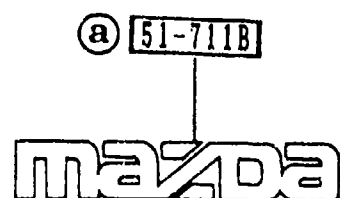
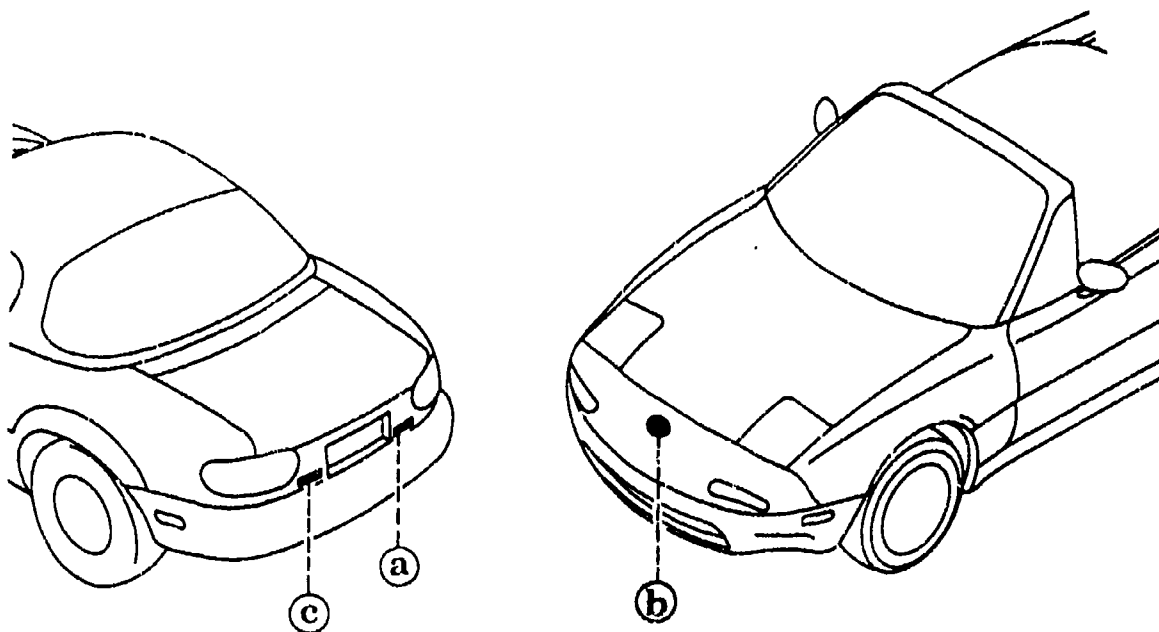
PART NO.	QTY	MODEL/RESTRICTION	MODEL/RESTRICTION	MODEL/RESTRICTION	FROM-TO
51-270		LAMP, LICENSE			
8BF1-51-270	2				
51-270J		BULB			
99701-2070	2	12V 7.5W			
51-273G		GASKET, LICENSE LAMP			
FB67-51-273	2				
51-276		SHADE, LAMP-LICENSE			
FB67-51-276	2				
51-276G		SOCKET, LICENSE LAMP			
FB67-51-272	2				

5125 INTERIOR LAMPS

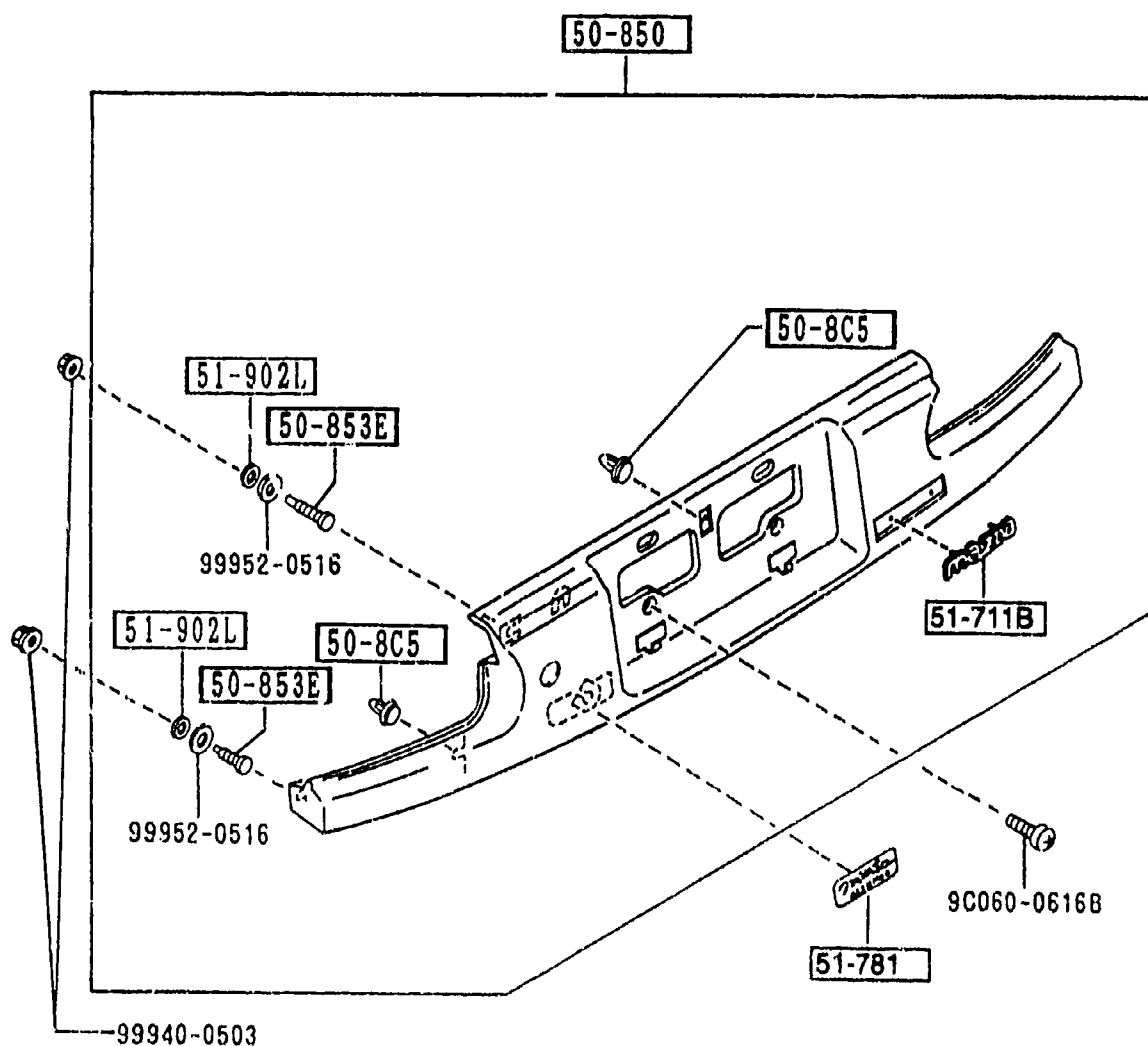


5125 -1 * INTERIOR LAMPS

PART NO.	QTY	MODEL/RESTRICTION	MODEL/RESTRICTION	MODEL/RESTRICTION	FROM-TO
51-0S7 NB38-51-445A	1	BRACKET, LAMP			
51-110J 99700-5080	1	BULB 12V/8W			
51-310 NB38-51-310A	1	LAMP, INTERIOR			
51-411A NB38-51-311	1	LENS, ROOM LAMP			
69-170K NB38-68-4G3	1	BULB, INTERIOR MIRROR			



PART NO.	QTY	MODEL/RESTRICTION	MODEL/RESTRICTION	MODEL/RESTRICTION	FROM-TO
51-711A		ORNAMENT, FRONT			
BB1H-51-731	1				
51-711B		ORNAMENT, MAKER NAME-REAR			
NA01-51-711	1				
51-781		ORNAMENT, REAR			
NA01-51-721A	1				



5180 -1 * REAR FINISHER

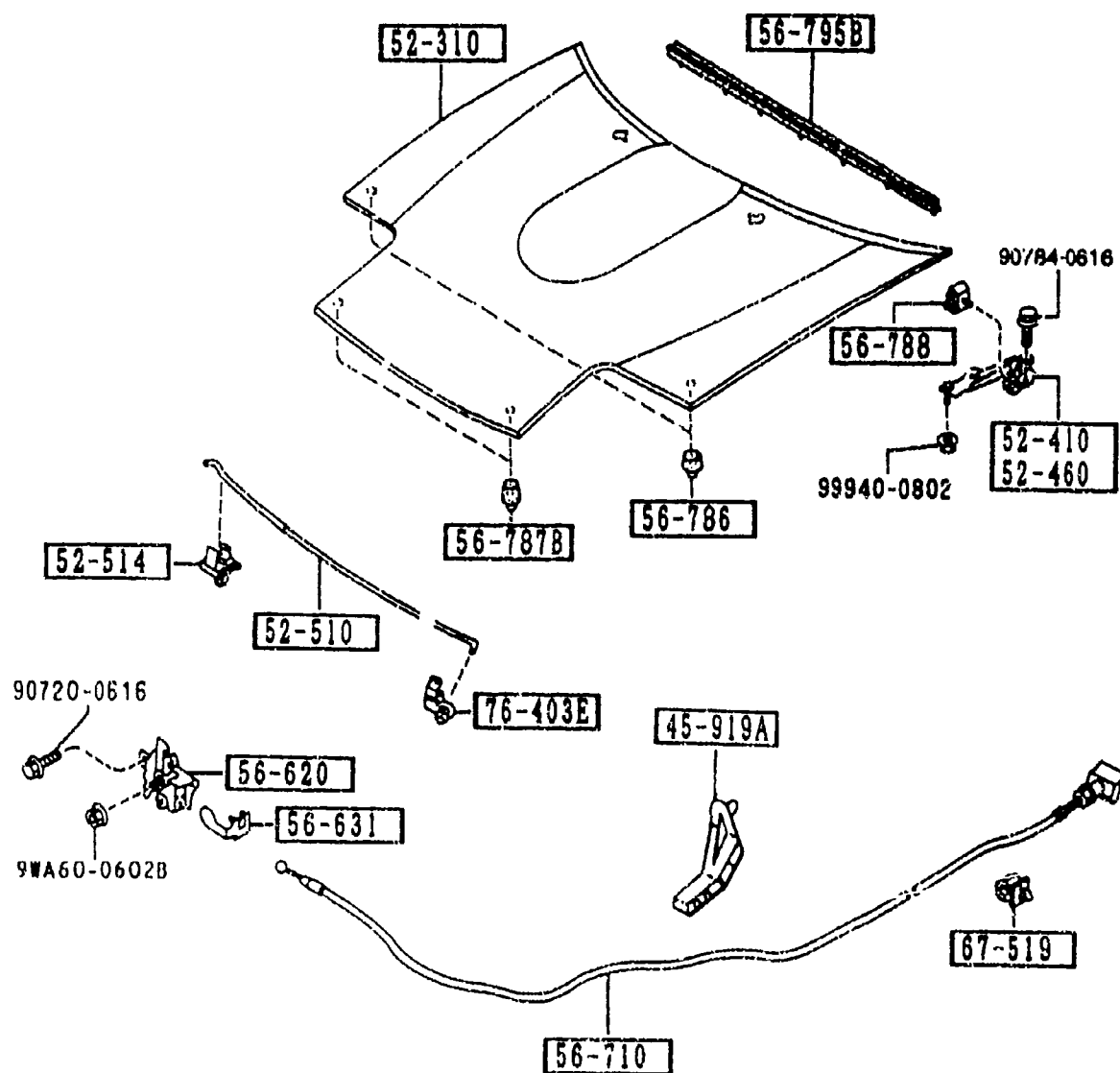
PART NO.	QTY	MODEL/RESTRICTION	MODEL/RESTRICTION	MODEL/RESTRICTION	FROM-TO
50-8C5		CLIP			
B467-50-8C5	3				
50-850		FINISHER, REAR			
NA01-50-8P0	1				-7301
A5	EXT-	A5 SATELLITE BLUE MC			
HU	EXT-	HU NEO GREEN			
M8	EXT-	M8 MONTEGO BLUE M			
PT	EXT-	PT CHAST WHITE			
PZ	EXT-	PZ BRILLIANT BLACK			
SU	EXT-	SU CLASSIC RED			
23	EXT-	13C MARINA GREEN MC			
57	EXT-	12K TWILIGHT BLUE			
NA01-50-8P0A	1				7301-
A5	EXT-	A5 SATELLITE BLUE MC			
HU	EXT-	HU NEO GREEN			
M8	EXT-	M8 MONTEGO BLUE M			
PT	EXT-	PT CHAST WHITE			
PZ	EXT-	PZ BRILLIANT BLACK			
SU	EXT-	SU CLASSIC RED			
23	EXT-	13C MARINA GREEN MC			
57	EXT-	12K TWILIGHT BLUE			
50-853E		BOLT, GARNISH-RR			
LA01-50-853	4				
51-711B		ORNAMENT, MAKER NAME-REAR			
NA01-51-711	1				
51-781		ORNAMENT, REAR			
NA01-51-721A	1				
51-902L		GASKET			
G030-51-914	4				

7301 NA35*V-732210



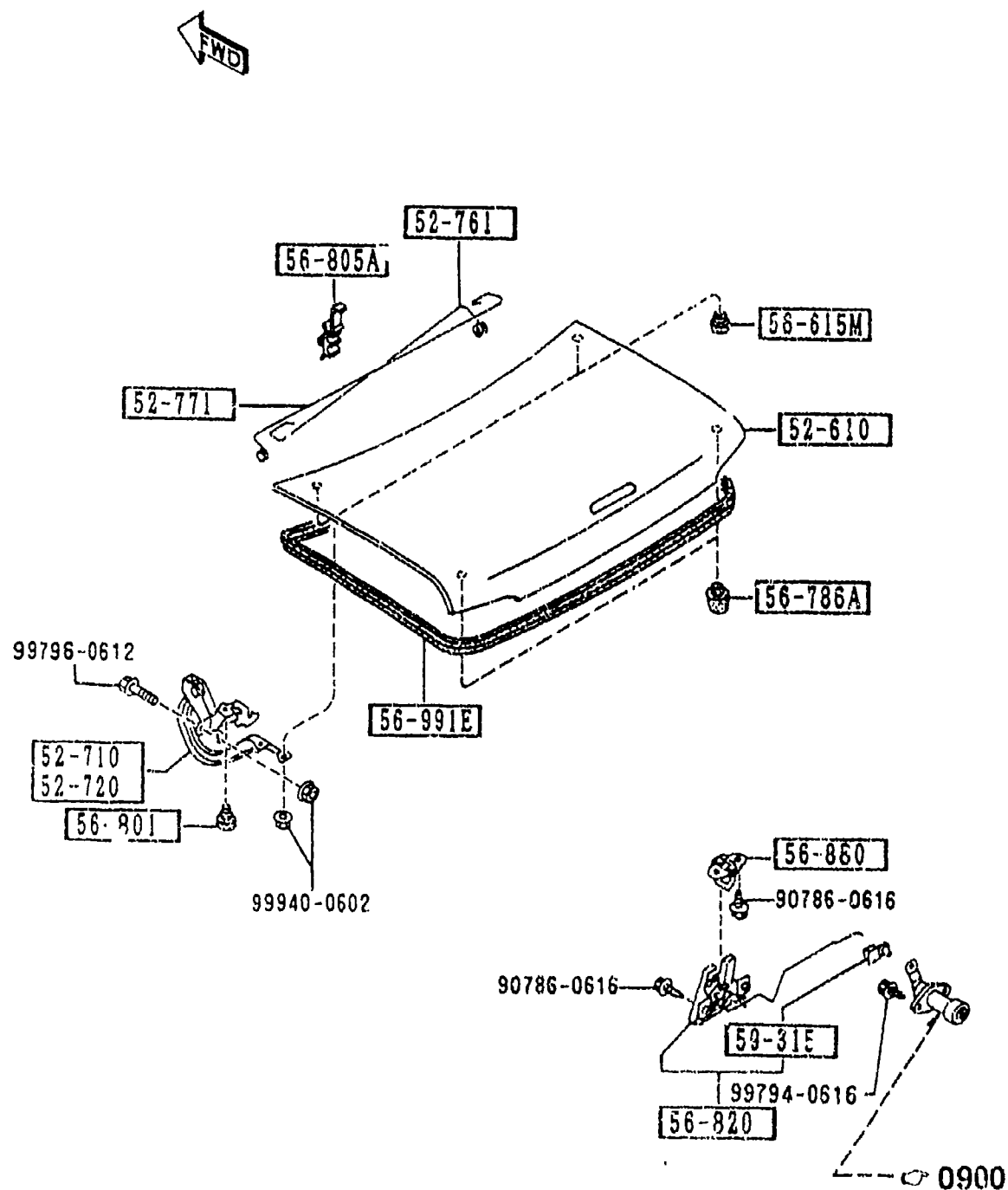
PART NO.	QTY	MODEL/RESTRICTION	MODEL/RESTRICTION	MODEL/RESTRICTION	FROM-TO
+-----+ 45-919A +-----+		HOLDER, PIPE			
H115-45-916A	1				
+-----+ 52-310 +-----+		BONNET			
MAY1-52-310B	1				
+-----+ 52-410 +-----+		HINGE(R), BONNET			-7901
NA01-52-410A A (NA01-52-410B)	1				7901-
*NA01-52-410B	1				
+-----+ 52-460 +-----+		HINGE(L), BONNET			-7901
NA01-52-420A A (NA01-52-420B)	1				7901-
*NA01-52-420B	1				
+-----+ 52-510 +-----+		STAY, BONNET			
NA75-56-650A	1				
+-----+ 52-514 +-----+		HOLDER, ROD			
G030-56-693A	1				
+-----+ 56-620 +-----+		LOCK, BONNET			
NA01-56-620B	1				
+-----+ 56-631 +-----+		FASTENER, BONNET RELEASE			
LA01-56-631	1				
+-----+ 56-710 +-----+		WIRE, RELEASE-BONNET			
NA01-56-720D	1				
+-----+ 56-786 +-----+		RUBBER (C), CUSHION-BONNET			
NA01-56-787	2				
+-----+ 56-787B +-----+		RUBBER, CUSHION-BONNET FRONT			
FB01-56-787B	2				
+-----+ 56-788 +-----+		RUBBER, CUSHION-BONNET REAR			
NA01-56-78X	2				
+-----+ 56-795B +-----+		WEATHERSTRIP, BONNET-REAR			
7901 NA35*V-739040					

2-M11



PART NO.	QTY	MODEL/RESTRICTION	MODEL/RESTRICTION	MODEL/RESTRICTION	FROM-TO
CONT'D NA01-56-760	1				
67-519		CLIP, PIPE			
G030-67-519	1				
76-403E		HOLDER, ROD			
B092-52-518	1				

5260 TRUNK LID

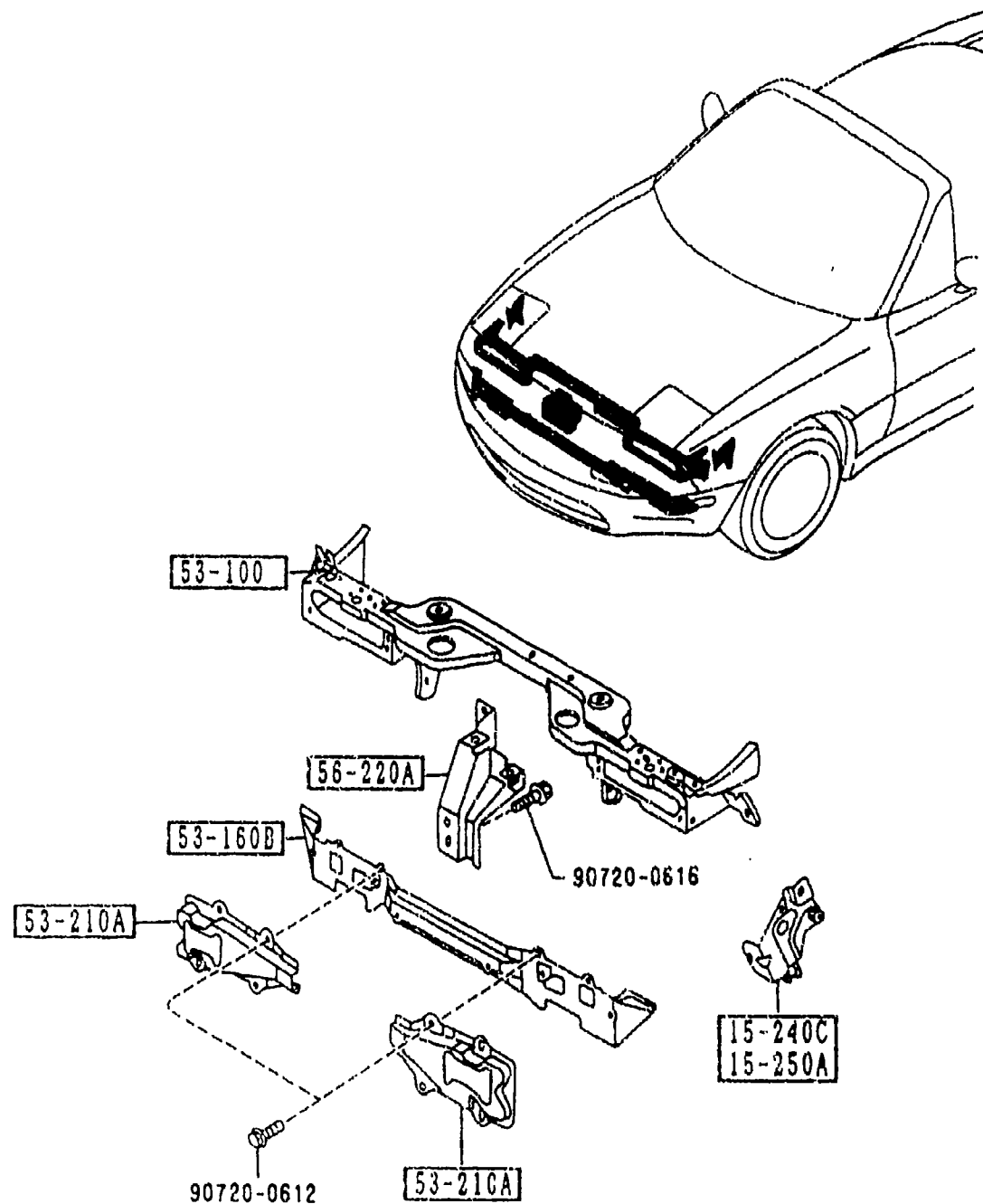


5260 -1 * TRUNK LID

PART NO.	QTY	MODEL/RESTRICTION	MODEL/RESTRICTION	MODEL/RESTRICTION	FROM-TO
52-610		LID, TRUNK			
NAV1-52-610C	1				
52-710		HINGE(R), TRUNK LID			
NA01-52-710B	1				-7701
A (NA01-52-710C)					
*NA01-52-710C	1				7701-
52-720		HINGE(L), TRUNK LID			
NA01-52-720B	1				
52-761		SPRING(R), BALANCE			
NA01-52-791A	1				
52-771		SPRING(L), BALANCE			
NA01-52-792A	1				
56-615M		PLUG, DRAIN			
NA01-56-051	2				
56-786A		RUBBER, CUSHION			
B481-56-786	2				
56-801		CUSHION, LID HINGE			
NA01-56-802	2				
56-805A		HOLDER, BALANCE SPRING			
NA01-56-805	1				
56-820		LOCK, LID			
NB38-56-820	1				
56-880		STRIKER, LID			
NA01-56-840	1				
56-991E		WEATHERSTRIP, LID			
NA01-56-951	1				
59-315		CLIP			
G030-59-315	1				

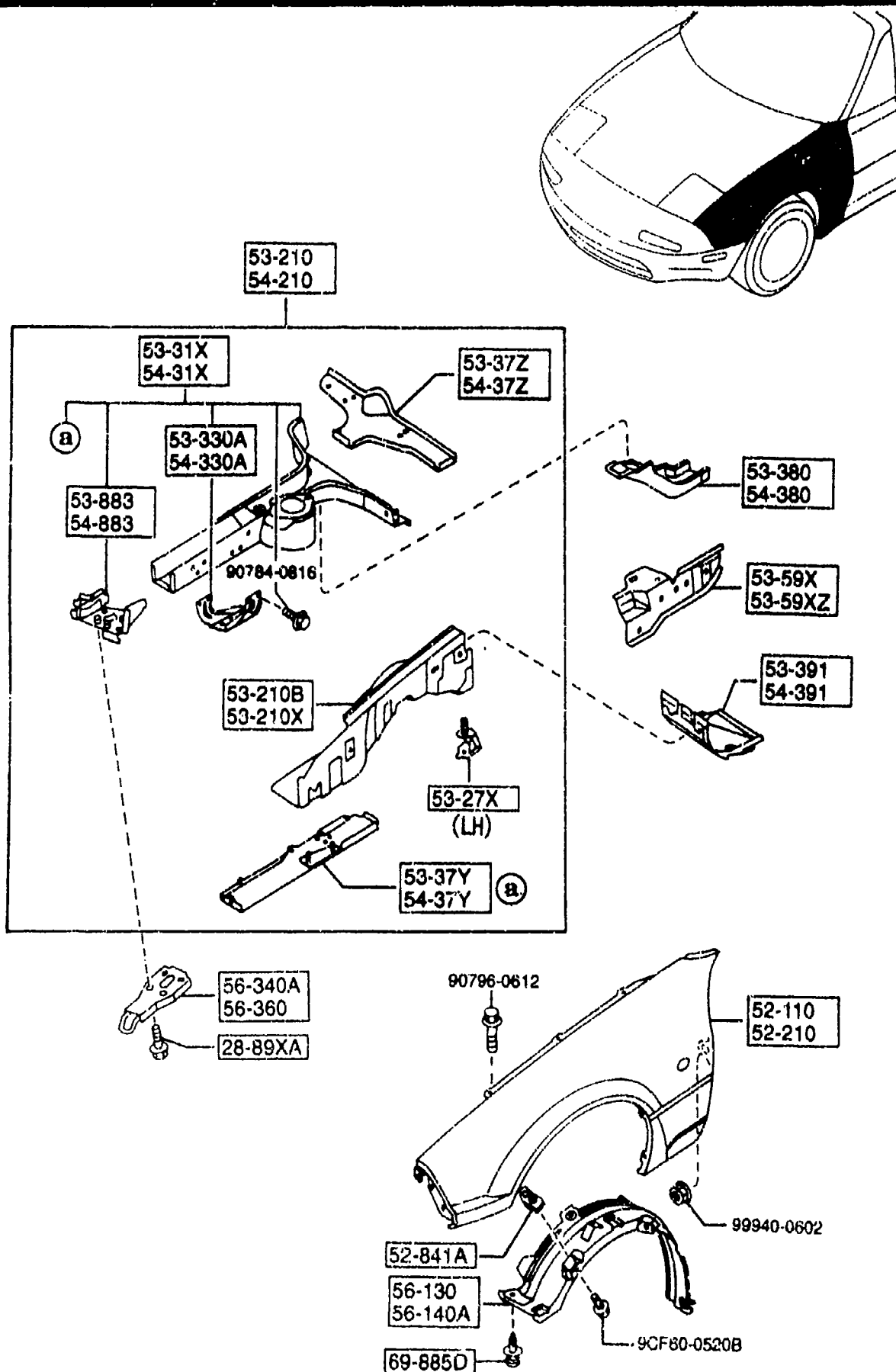
7701 NA35*V-738443

5310 FRONT PANELS



5310 -1 * FRONT PANELS

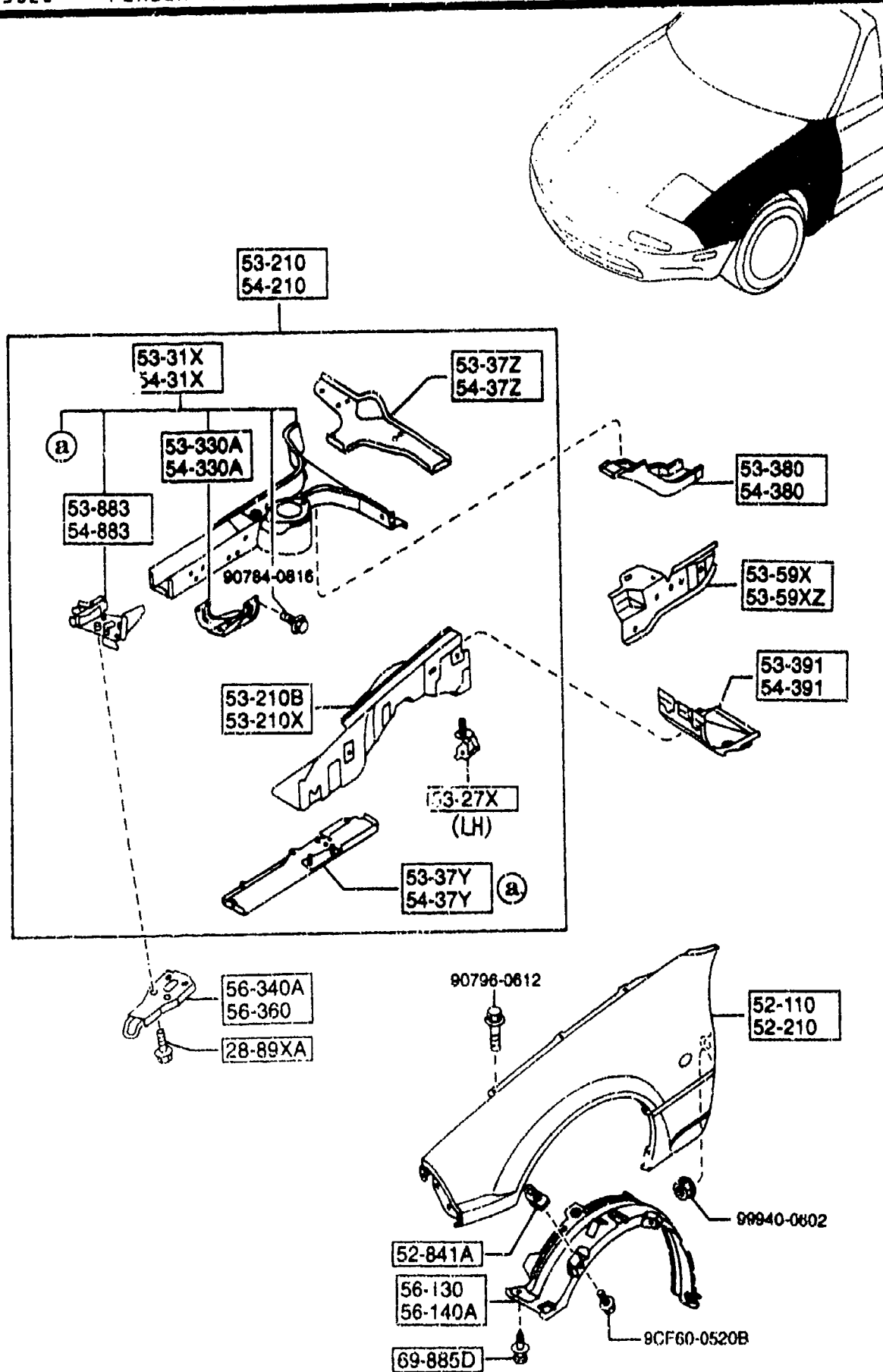
PART NO.	QTY	MODEL/RESTRICTION	MODEL/RESTRICTION	MODEL/RESTRICTION	FROM-TO
15-240C B61P-15-240A	1	BRACKET(R),RADIATOR			
15-250A B61P-15-250A	1	BRACKET(L),RADIATOR			
53-100 NA75-53-100	1	PANEL,RAD.SHROUD			
53-160B NA01-53-16XC	1	MEMBER,CROSS			
53-210A NA01-54-180	2	BRACKET,BUMPER			
56-220A NA01-56 221B	1	STAY,LOCK-BONNET			



PART NO.	QTY	MODEL/RESTRICTION	MODEL/RESTRICTION	MODEL/RESTRICTION	FROM-TO
28-89XA GJ21-28-89X	6	BOLT,CROSS MEMBER			
52-110 NAY1-52-110	1	PANEL(R),FENDER-FRT.			
52-210 NAY1-52-210	1	PANEL(L),FENDER-FRT.			
52-841A LA01-56 135	10	NUT,CLIP			
53-210 NAY2-53-200	1	PANEL(R),APRON & FRAME			
53-210B NA01-53-210E	1	PANEL(R),WHEEL APRON			
53-210X NA01-54-210F	1	PANEL(L),WHEEL APRON			
53-27X NA01-54-36X	1	BRKT,AIR CLNR-WHL APRON			
53-31X MA75-53-31XA A (NA75-53-31XE) *NA75-53-31XE	1 1 1	FRAME(R),FRONT			-7A01
53-330A NA01-53-330	1	BRACKET(R),STABILIZER			7A01-
53-37Y NA01-53-37Y	1	FRAME(UP.,R),FRONT-FRT			
53-37Z NA01-53-37ZB	1	FRAME(UP.R),FRONT-REAR			
53-380 NA01-53-380	1	REINFORCEMENT(R)			

7A01 NA35*V-739048

5320 FENDER & WHEEL APRON PANELS

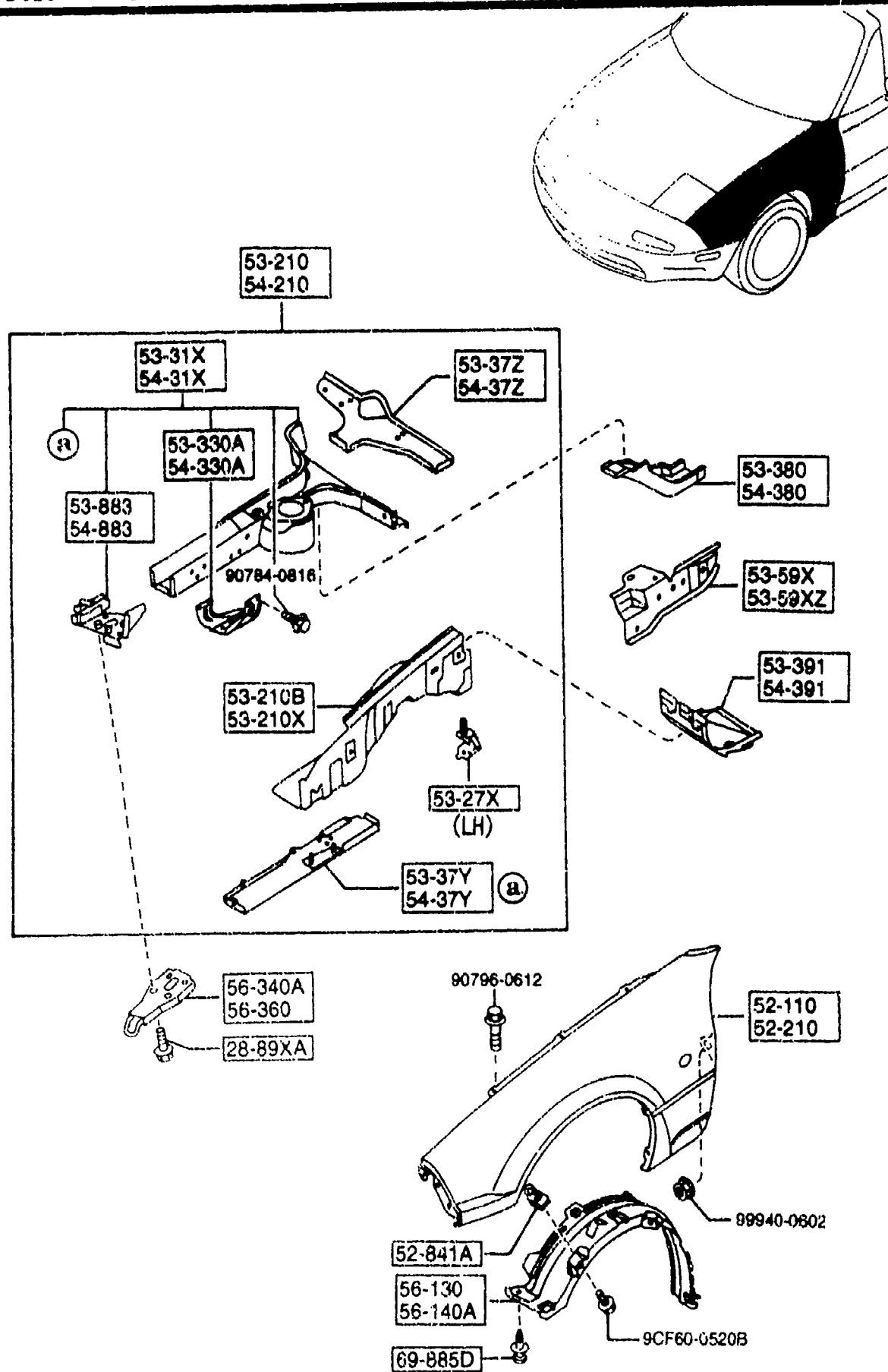


5320 -2 FENDER & WHEEL APRON PANELS

PART NO.	QTY	MODEL/RESTRICTION	MODEL/RESTRICTION	MODEL/RESTRICTION	FROM-TO
53-391		BOX(R),TORQUE			
NA01-53-391	1				
53-59X		REINF.(R),WHEEL APRON			
NA01-53-591	1				
53-59XZ		REINF.(L),WHEEL APRON			
NA01-54-590	1				
53-883		REINF.(R),TIE DOWN HOOK			
NA01-53-32XB	1				
54-210		PANEL(L),APRON & FRAME			
NA02-54-200	1				
54-31X		FRAME(L),FRONT			
NA75-54-31XA A (NA75-54-31XE)	1				
NA75-54-31XE	1				
54-330A		BRACKET(L),STABILIZER			
NA01-54-330	1				
54-37Y		FRAME(UP.,L),FRONT-LEFT			
NA01-54-37Y	1				
54-37Z		FRAME(UP.,L),FRONT-REAR			
NA01-54-37ZB	1				
54-380		FRAME(L),FRONT-REAR			
NA01-54-380B	1				
54-391		BOX(L),TORQUE			
NA01-54-391	1				
54-883		REINF.(L),TIE DOWN HOOK			
NA01-54-32XC	1				
56-130		GUARD(R),MUD			
NA01-56-131A	1				

7A01 NA35W-739048

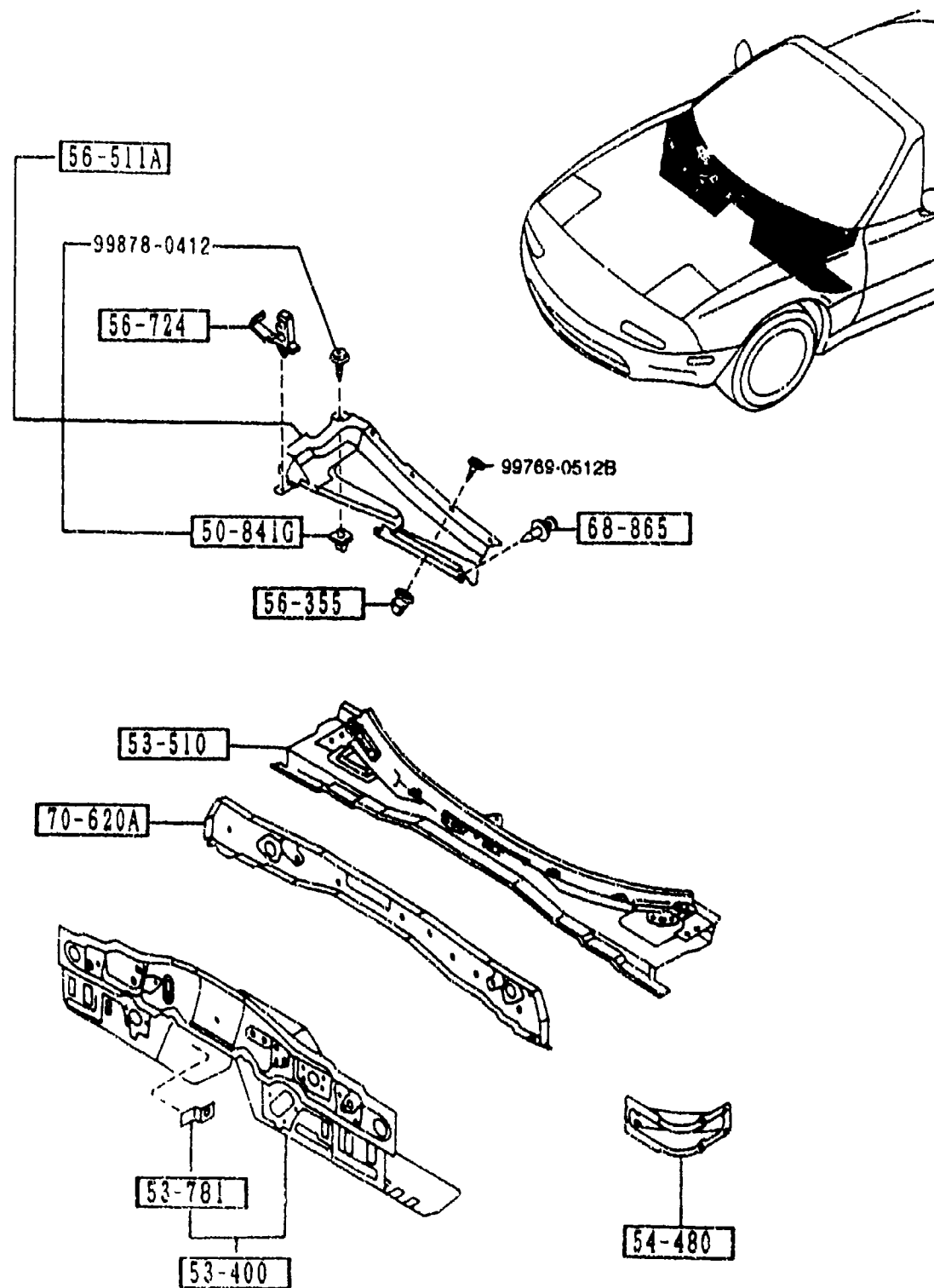
5320 FENDER & WHEEL APRON PANELS



5320 -3 * FENDER & WHEEL APRON PANELS

PART NO.	QTY	MODEL/RESTRICTION	MODEL/RESTRICTION	MODEL/RESTRICTION	FROM - TO
56-140A NA01-56-141C	1	GUARD(L),MUD			
56-340A NA01-56-34XC	1	HOOK(R),TIE DOWN-FRONT			
56-360 NA01-56-34YC	1	HOOK(L),TIE DOWN-FRONT			
69-885D NA01-56-145	10	FASTENER			

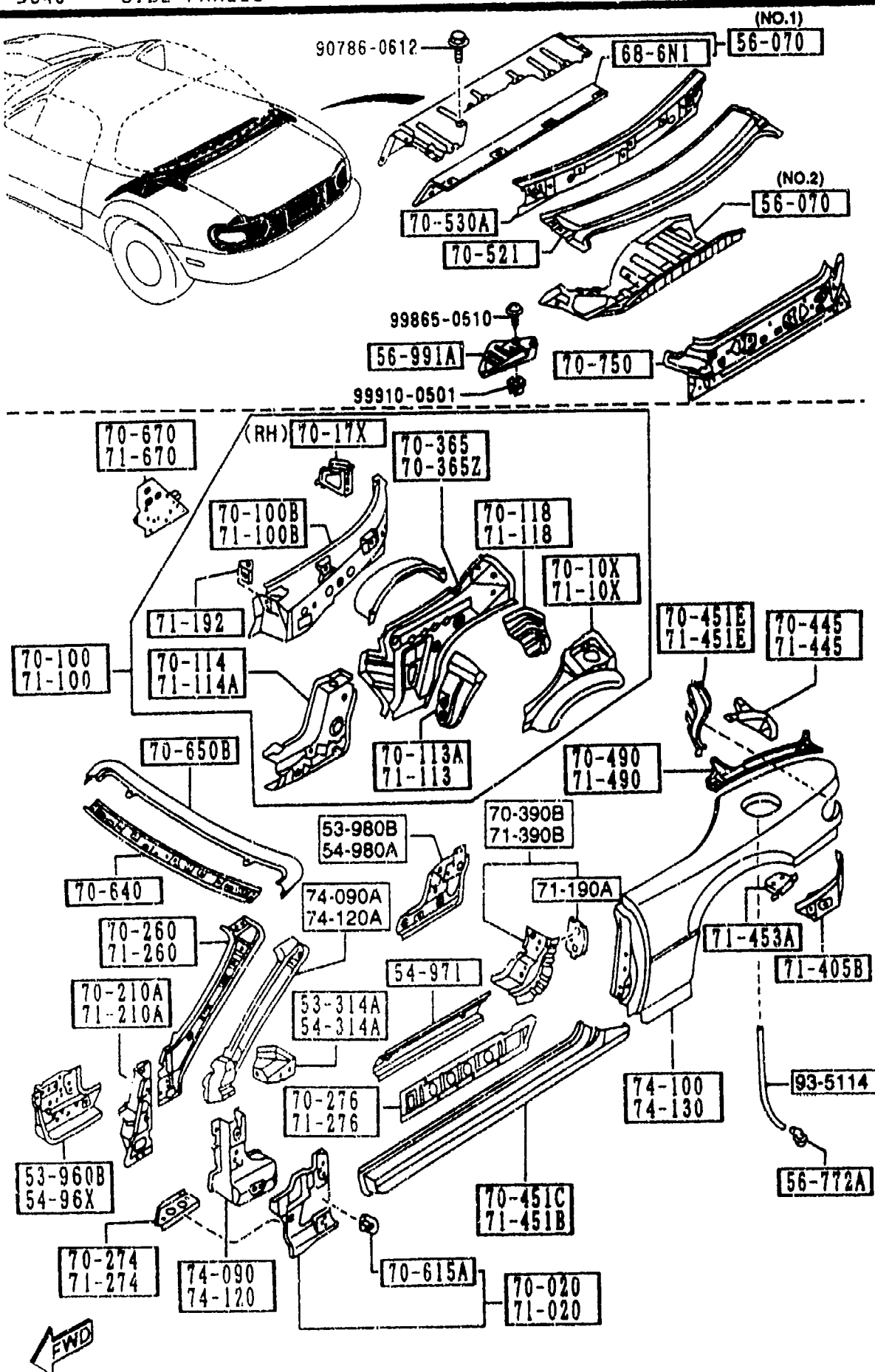
5330 DASH & COWL PANELS



5330 -1 * DASH & COWL PANELS

PART NO.	QTY	MODEL/RESTRICTION	MODEL/RESTRICTION	MODEL/RESTRICTION	FROM-TO
50-841G	1	GROMMET, SCREW			
F044-51-912	1				
53-400	1	PANEL, DASH-LOWER			-7401
NA01-54-400Q	1				
AN(NA01-54-400J)	1				7401-
*NA01-54-400J	1				
53-510	1	PANEL, DASH-UPPER			-7401
NA75-53-510A	1				7401-7801
AN(NA75-53-510B)	1				
NA75-53-510B	1				7801-
AN(NA75-53-510C)	1				
*NA75-53-510C	1				
53-781	1	BRACKET, GRILLE-C			
0305-53-781A	1				
54-480	2	JUNCTION, DASH SIDE-S			-7601
NA01-54-480	2	SILL			
A (NA01-54-480B)	2				7601-
*NA01-54-480B	2				
56-355	4	GROMMET, SCREW-BAFFLE			
G211-56-355A	4				
56-511A	1	COVER, BAFFLE-COWL PA			
NA01-56-35X	1	NEL			
56-724	1	CLIP 'B', WIRE-BONNET			
H260-56-724	1				
68-865	2	FASTENER			
B040-68-865A	2				
00	INT-	NA3 NA5 BLACK			
70-620A	1	PANEL, COWL-FRONT			-7601
NA01-70-62YB	1				
AN(NA01-70-62YC)	1				7601-
NA01-70-62YC	1				

7401 NA35*V-734532
7601 NA35*V-737527
7801 NA35*V-739024

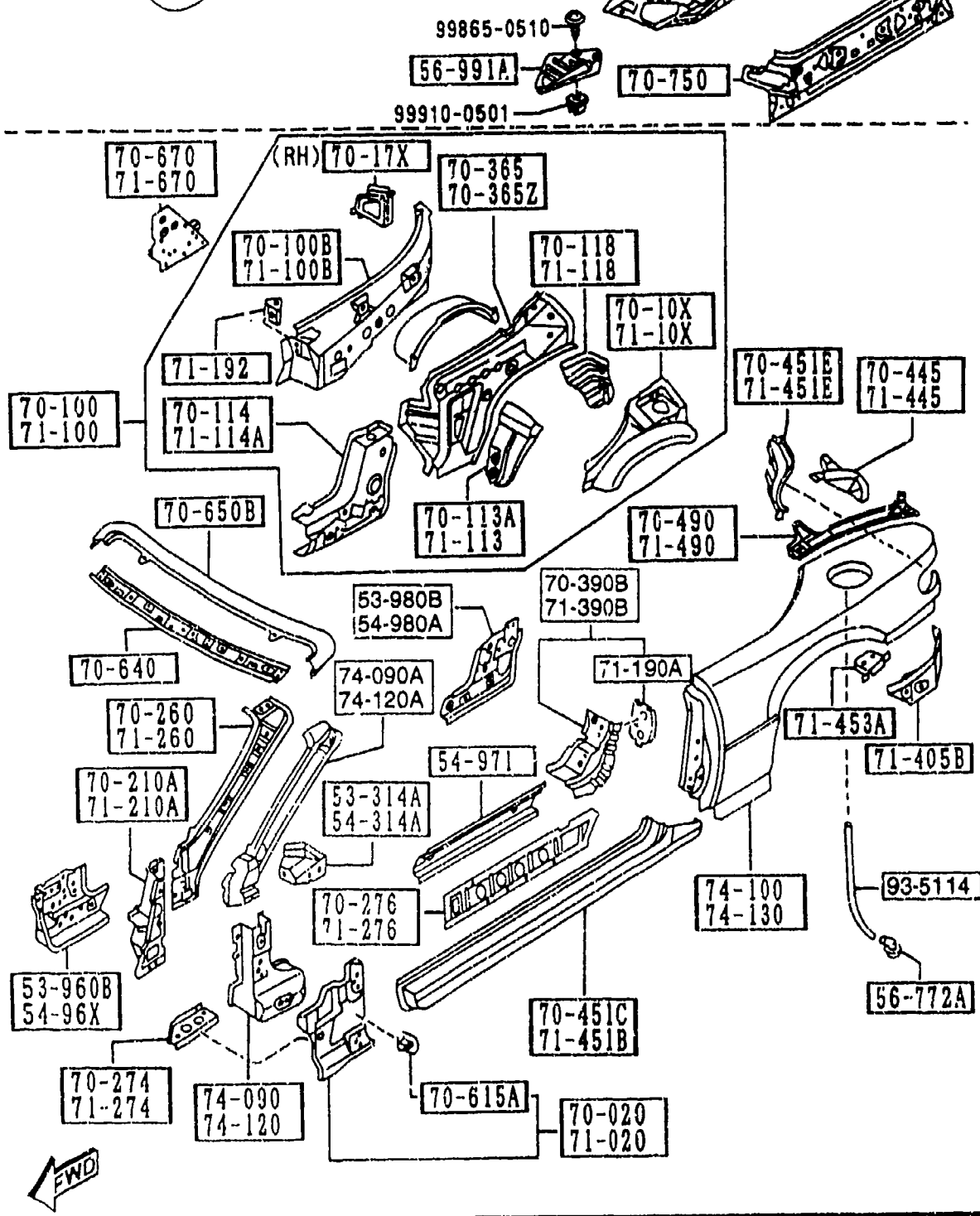


PART NO	QTY	MODEL/RESTRICTION	MODEL/RESTRICTION	MODEL/RESTRICTION	FROM TO
53-314A	1	BRACKET(R), INST.			
NA01-70-071A	1				
53-960B	1	SILL(FRT.R), SIDE-INNER			
NA01-53-960C	1				
53-980B	1	SILL(RR.R), SIDE-INNER			
NA01-53-980C	1				
AN(NA01-53-980D)	1				
*NA01-53-980D	1				
54-314A	1	BRACKET(L), INST.			
NA01-71-071A	1				
54-96X	1	SILL(FRT.L), SIDE-INNER			
NA01-54-96XB	1				
54-971	2	SILL(C), SIDE-INNER			
NA01-54-971A	2				
AN(NA01-54-971B)	2				
*NA01-54-971B	2				
54-980A	1	SILL(RR.L), SIDE-INNER			
NA01-54-980C	1				
AN(NA01-54-980D)	1				
*NA01-54-980D	1				
56-070	1	PANEL, BULK HEAD			
NA01-56-39YA	1	(ILLUST. NO.1)			
NA01-70-51Y	1	(ILLUST. NO.2)			
56-772A	1	PIPE, DRAIN-RR FENDER			
NA01-56-772	1				
56-991A	1	COVER, SERVICE HOLE			
NA01-56-971	1				
68-6N1	1	INSULATOR, BALK HEAD PANEL			
NA01-68-6N1	1				
70-020	1	PANEL(R), COWL SIDE			

7601 NA35*V-737527
7A06 NA35*V-739049

AUNF.06

CAT. AUNA06-03

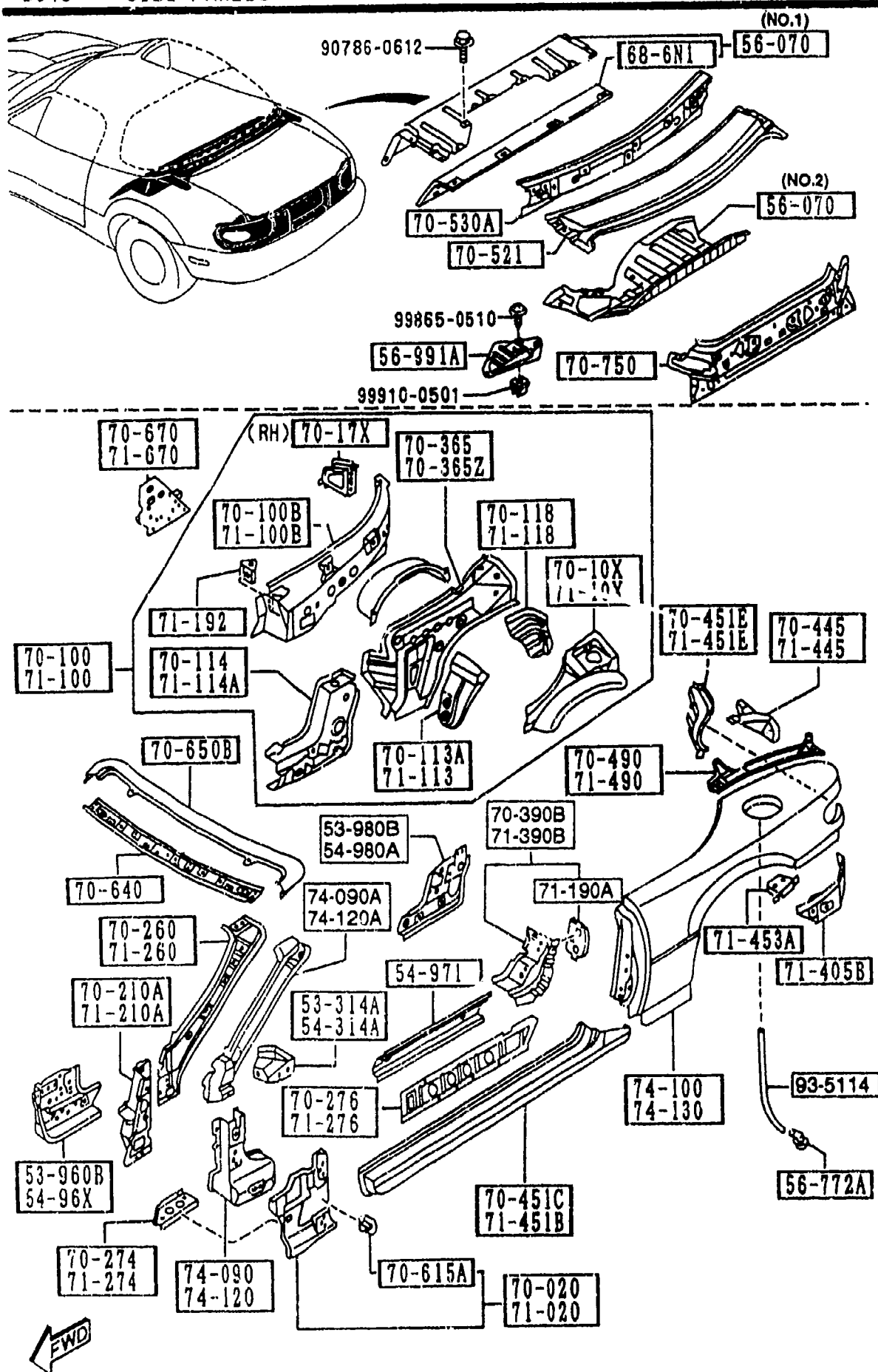


PART NO.	QTY	MODEL /RESTRICTION	MODEL /RESTRICTION	MODEL /RESTRICTION	FROM-TO
CONT'D NA01-70-274	1				
+-----+ 70-276 +-----+		REINF.(R),SIDE SILL			
NA01-70-275	1				
+-----+ 70-365 +-----+		REINF.(R),BELT LINE- C.PIL			-7325
NA01-70-116B A (NA01-70-116C)	1				7325-
NA01-70-116C	1				
+-----+ 70-365Z +-----+		REINF.(L),BELT LINE- C.PIL			-7325
NA01-71-116D A (NA01-71-116E)	1				7325-
NA01-71-116E	1				
+-----+ 70-390B +-----+		REINF.(R),STRIKER			
NA01-70-460	1				
+-----+ 70-445 +-----+		GUSSET(R),REAR FENDE R-RR			
NA01-70-445	1				
+-----+ 70-451C +-----+		SILL(R),SIDE OUT.			
NA01-70-270B	1				
+-----+ 70-451E +-----+		HOUSING(R),LAMP-RR F ENDER			
NA01-70-J30	1				
+-----+ 70-490 +-----+		RAIL(R),RAIN-REAR			
NA01-70-440A	1				
+-----+ 70-521 +-----+		PANEL,REAR DECK			
NA01-70-521A	1				
+-----+ 70-530A +-----+		MEMBER,REAR DECK			-7801
NA01-70-530B AN(NA01-70-530C)	1				7801-7923
*NA01-70-530C AN(NA01-70-530D)	1				7923-
*NA01-70-530D	1				
+-----+ 70-615A +-----+		BRACKET,FENDER			
B092-70-070A	2				

7325 NA35*V-733908
7801 NA35*V-739024
7923 NA35*V-739048

2-K12

5340 SIDE PANELS



AUNA06

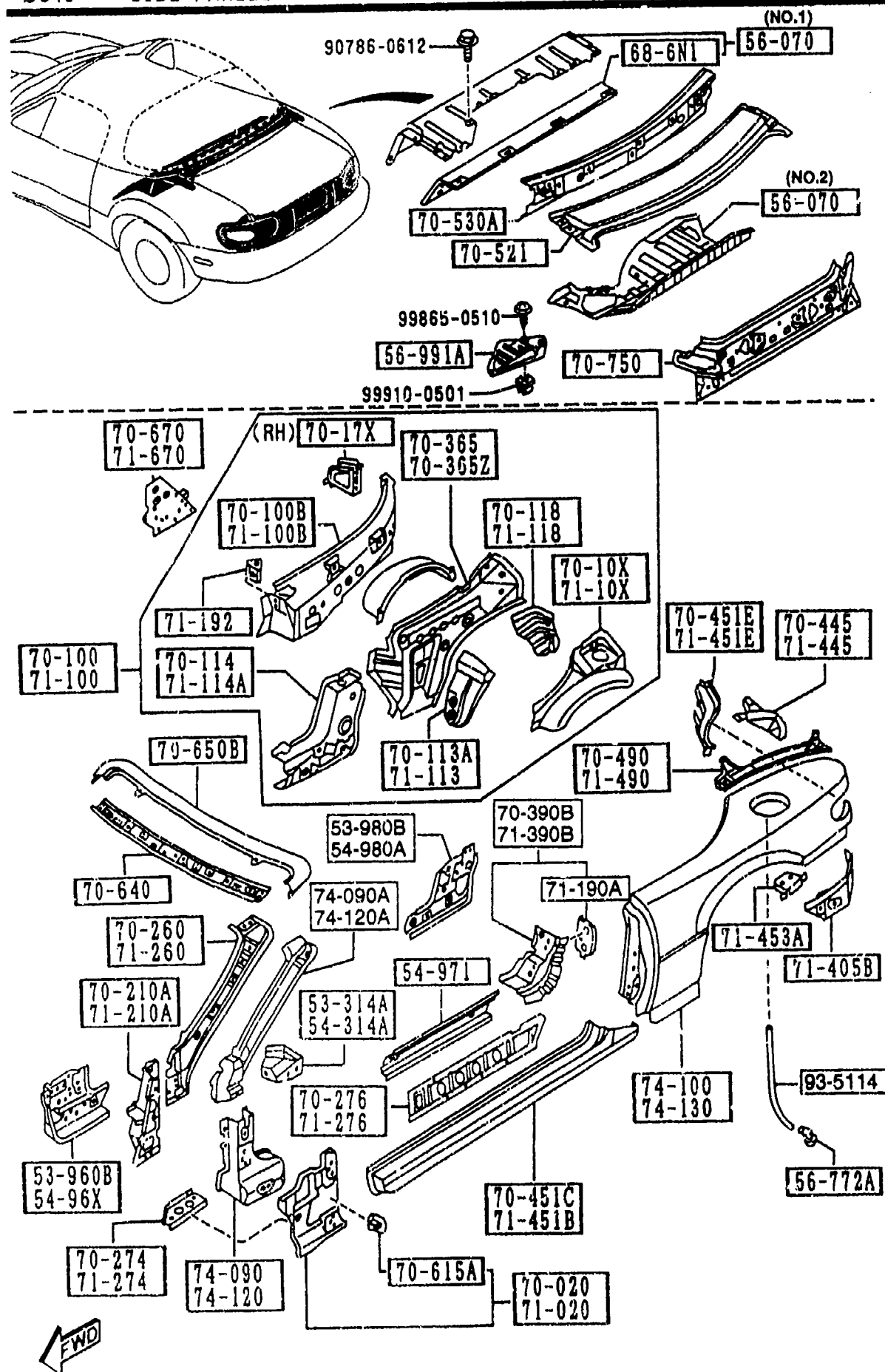
5340 -4 SIDE PANELS

PART NO.	QTY	MODEL/RESTRICTION	MODEL/RESTRICTION	MODEL/RESTRICTION	FROM-TO
70-640	1	HEADER, FRONT			-7601
NB38-70-640 AN(NB38-70-640A)	1				7601-
NB38-70-640A	1				
70-650B	1	HEADER, FRONT-UPPER			
NA01-70-650	1				
70-670	1	PLATE(R), CLOSING-QTR PANEL			-7701
NA01-70-670 A (NA01-70-670B)	1				7701-7A01
*NA01-70-670B	1				7A01-
*NA01-70-670C	1				
70-750	1	PANEL, REAR END			
NA01-70-750G	1				
71-020	1	PANEL(L), COWL SIDE			
NA01-71-020B	1				
71-10X	1	PANEL(L), QUARTER			
NA01-71-11XB	1				
71-100	1	PANEL(L), QUARTER			
NA75-71-100	1				
71-100B	1	PANEL(L), INSIDE			-7407
NA01-71-19XB A (NA01-71-19XC)	1				7407-7624
*NA01-71-19XC A (NA01-71-19XE)	1				7624-
*NA01-71-19XE	1				
71-113	1	PLATE(L), SEAL			
NA01-71-11Z	1				
71-114A	1	JUNCTION(L), CORNER-Q /PANE			
NA01-71-12XA	1				
71-118	1	PROTECTOR(L), SPLASH			
NA01-71-15XA	1				
7407 NA35*V-734849 7601 NA35*V-737527 7624 NA35*V-738232 7701 NA35*V-738443 7A01 NA35*V-739048					

CAT. AUNA06-03

1998-07

5340 SIDE PANELS

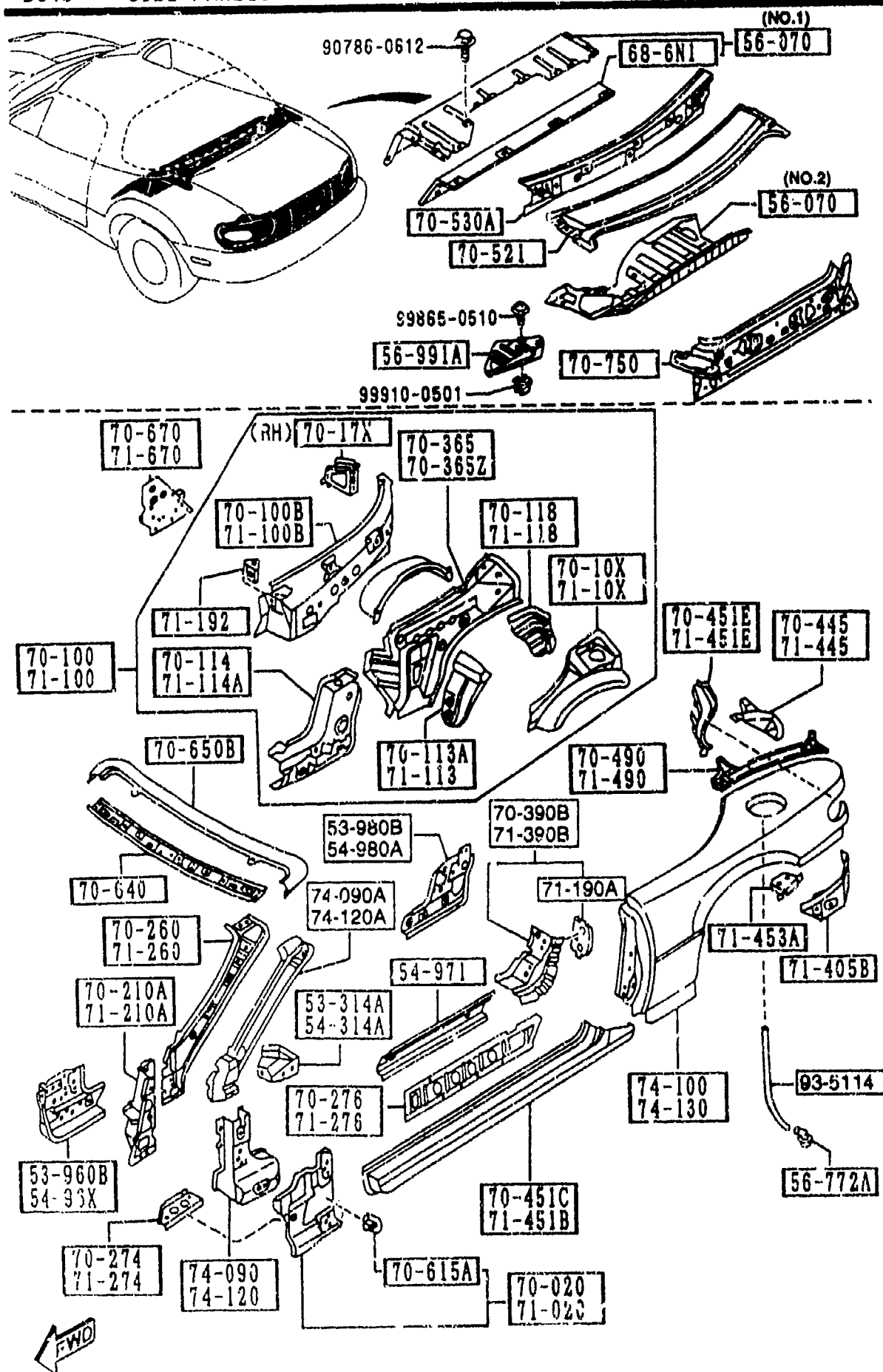


5340 -5 SIDE PANELS

PART NO.	QTY	MODEL/RESTRICTION	MODEL/RESTRICTION	MODEL/RESTRICTION	FROM-TO
71-190A		PLATE, NUT			
*B001-70-490	2				
71-192		BRKT, CAP-QUARTER PANEL			
NA01-71-192	2				
71-210A		PILLAR(L), HINGE			
NA01-71-230	1				-7401
AN(NA01-71-230A)					
NA01-71-230A	1				7401-7917
AN(NA01-71-230B)					
*NA01-71-230A	1				7917-7924
AN(NA01-71-230C)					
*NA01-71-230C	1				7924-
71-260		PILLAR(L), FRT.-INNER			
NA01-71-240C	1				-7702
A(NA01-71-240D)					
*NA01-71-240D	1				7702-
71-274		GUSSET(L), SIDE SILL OUTER			
NA01-71-274	1				
71-276		REINF.(L), SIDE SILL			
NA01-71-275	1				
71-390B		REINF.(L), STRIKER			
NA01-71-460	1				
71-405B		PANEL(L), RR FENDER-LOWER			
NA01-71-421	1				
71-445		GUSSET(L), REAR FENDER-RR			
NA01-71-445	1				
71-451B		SILL(L), SIDE OUT.			
NA01-71-270B	1				
71-451E		HOUSING(L), LAMP-RR FENDER			
NA01-71-J30	1				

7401 NA35*V-734532
 7702 NA35*V-738476
 7917 NA35*V-739046
 7924 NA35*V-739048

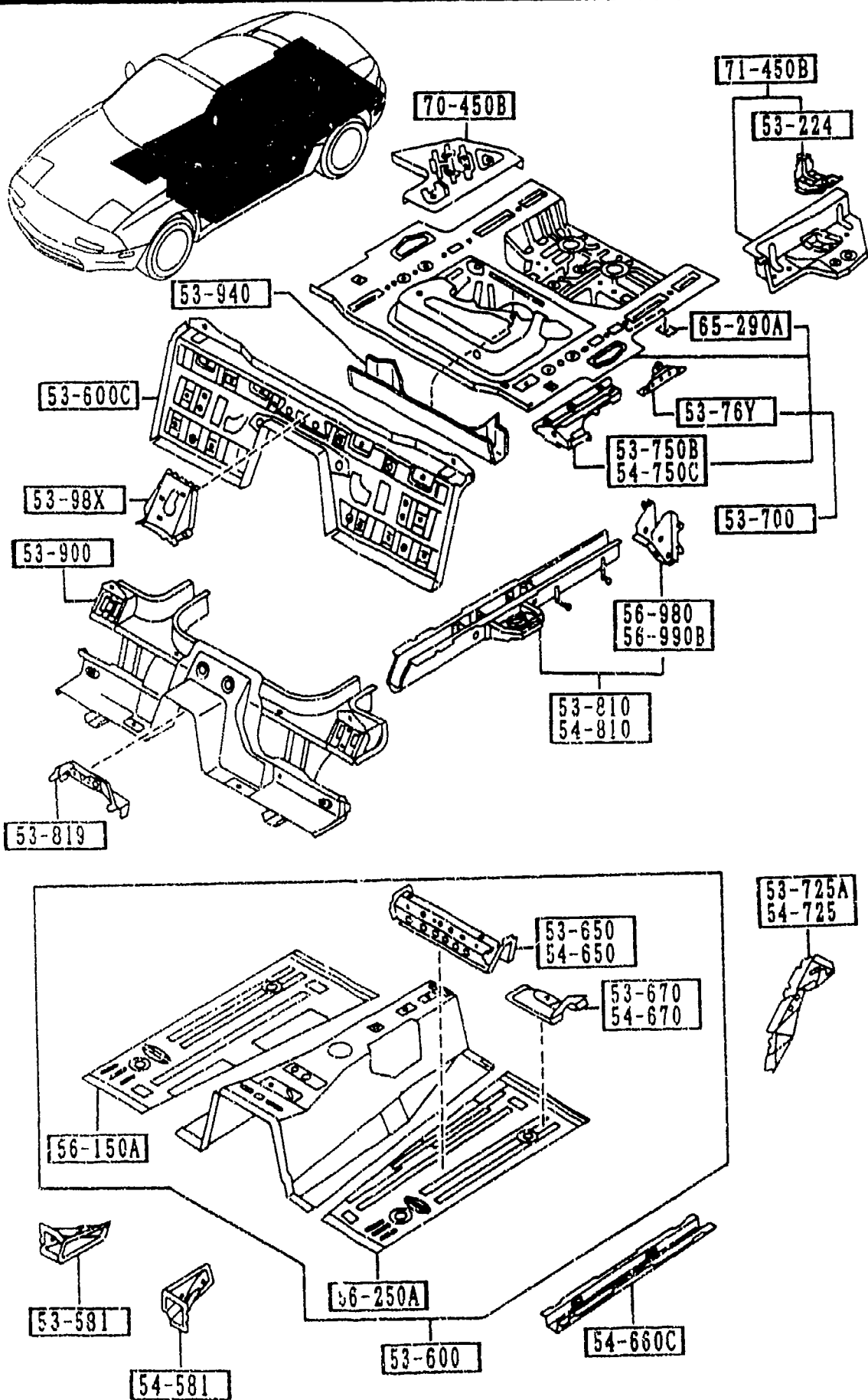
5340 SIDE PANELS



5340 -6 * SIDE PANELS

PART NO.	QTY	MODEL/RESTRICTION	MODEL/RESTRICTION	MODEL/RESTRICTION	FROM-TO
71-453A NA01-71-453	1	BRKT(L), TRK. BOARD-FENDER			
71-490 NA01-71-490A	1	RAIL(L), RAIN-REAR			
71-670 NA01-71-670B A (NA01-71-670C)	1	PLATE(L), CLOSING-QTR PANEL			-7701
*NA01-71-670C	1				7701-7A01
*NA01-71-670D	1				7A01-
74-090 NA01-70-280B	1	PILLAR(R), HINGE-OUT.			
74-090A NA01-70-210	1	PILLAR(R), FRONT-OUT.			
74-100 NAY1-70-400B	1	PANEL(R), FENDER-REAR			
74-120 NAG1-71-280B	1	PILLAR(L), HINGE-OUT.			
74-120A NA01-71-210	1	PILLAR(L), FRONT-OUT.			
74-130 NAY1-71-400B	1	PANEL(L), FENDER-REAR			
93-5114 99351-14999	1	HOSE L=1M CUT IT TO USE			
770 NA35*V-738443 7A01 NA35*V-739048					

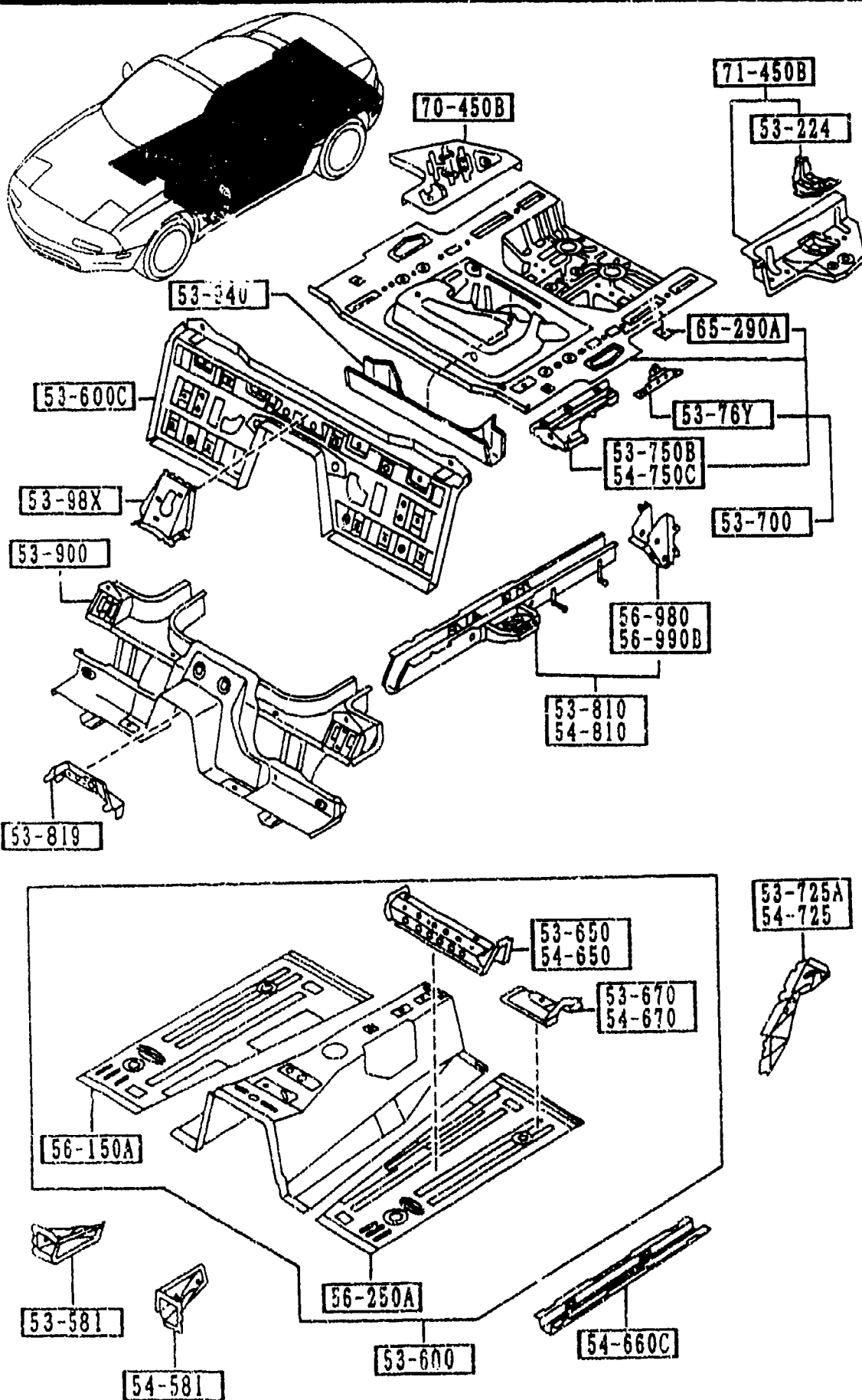
5370 FLOOR PANELS



5370 -1 FLOOR PANELS

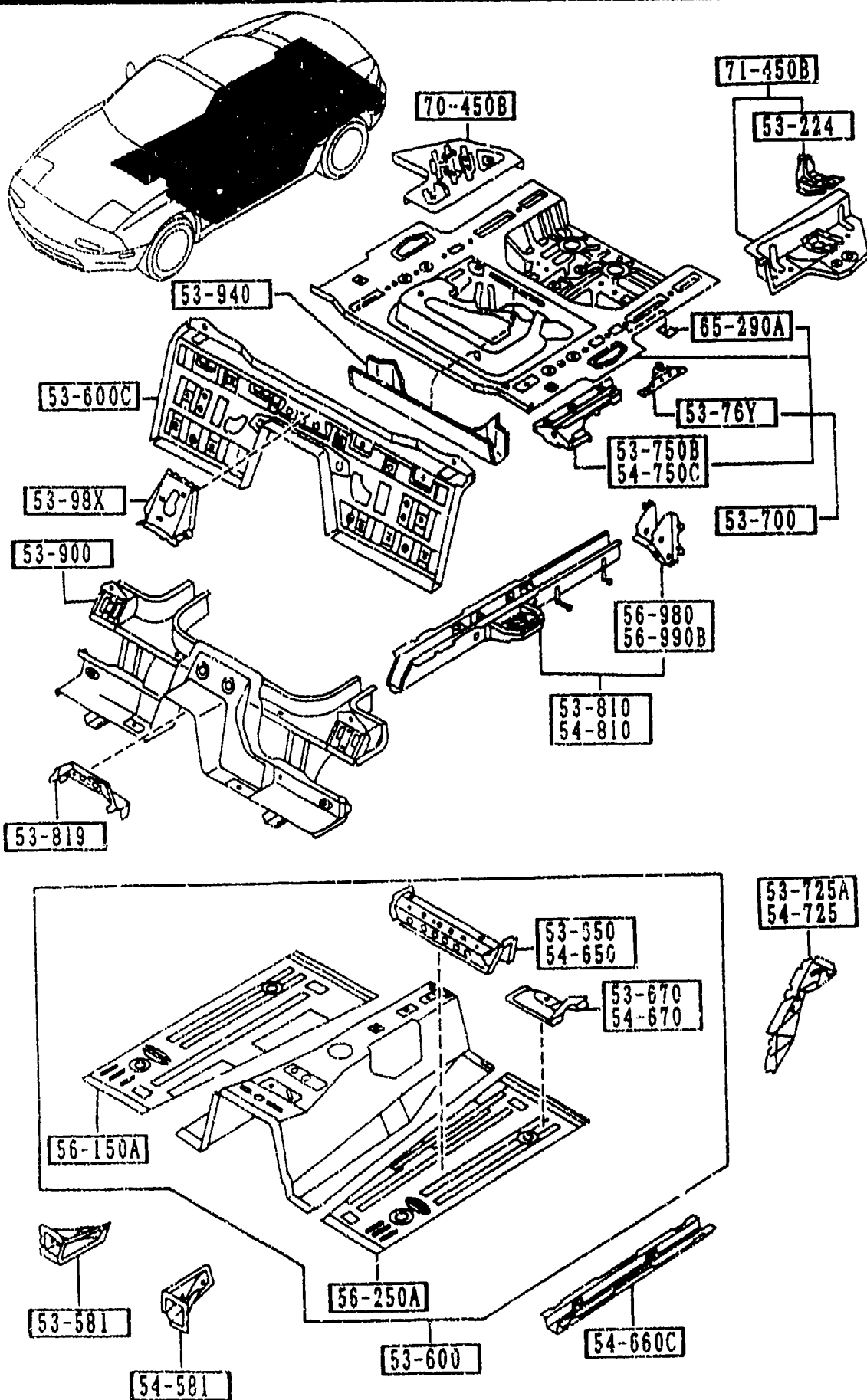
PART NO.	QTY	MODEL/RESTRICTION	MODEL/RESTRICTION	MODEL/RESTRICTION	FROM TO
53-224		BRACKET, JACK			
B455-53-750C	1				
53-581		JUNCTION(R), FRT. FLOOR			
NA01-53-482	1				
53-600		PAN, FLOOR-FRONT			
NB38-53-600	1				-7601
AN(NB38-53-600A)					7601-7623
*NB38-53-600A	1				7623-
C (NB38-53-600B)					
*NB38-53-600B	1				
53-600C		PAN, FLOOR-CENTER			
NA75-53-720	1				
53-650		MEMBER NO.2(R), CROSS-FLOOR			
NA01-53-650A	1				
53-670		BRKT(R), SEAT-F. FLOOR PAN			
NA01-53-670A	1				
53-700		PAN, FLOOR-REAR			
NA01-53-710B	1				
53-725A		GUSSET NO.3(R), C. FLOOR PAN			
NA01-53-725A	1				
53-750B		PLATE(R), SIDE-REAR FLOOR			
NA01-53-750	1				-7A01
*NA01-53-750A	1				7A01-
53-76Y		PLATE, NUT-TRUNK FLOOR PAN			
NA01-53-760	2				-7301
A (NA01-53-760A)					7301-7801
NA01-53-760A	2				7801-
AN(NA01-53-760B)					
*NA01-53-760B	2				
53-810		FRAME(R), REAR SIDE			
NA01-53-810F	1				-7801
A (NA01-53-810H)					
NB38-53-600A		7301 NA35*V-732210			
C NB38-53-600B	1	7601 NA35*V-737527			
8477-56-241	1	7623 NA35*V-738188			
		7801 NA35*V-739024			
		7A01 NA35*V-739048			

5370 FLOOR PANELS

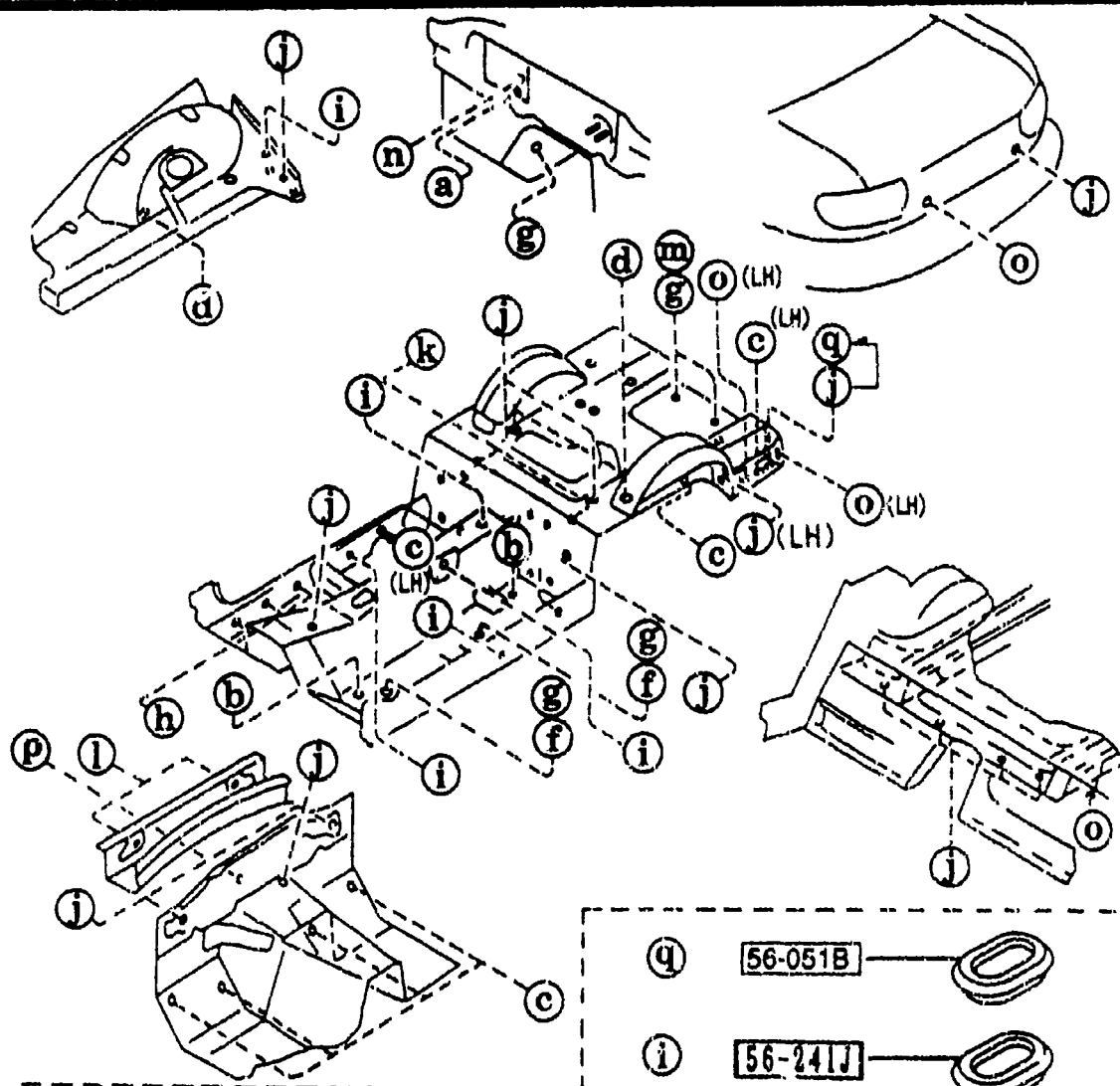


5370 -2 FLOOR PANELS

PART NO.	QTY	MODEL/RESTRICTION	MODEL/RESTRICTION	MODEL/RESTRICTION	FROM-TO
CONT'D *NA01-53-810H	1				7801-
53-819		BRACKET, PARKING CABL E-FLOOR			
NA01-53-819	1				
53-900		MEMBER NO.3, CROSS			-7601
NA75-53-900 AN(NA75-53-900A)	1				7601-
NA75-53-900A	1				
53-940		MEMBER NO.4, CROSS			
NA01-53-931	1				
53-98X		GUSSET, FRONT FLOOR P AN			
NA01-53-880A	1				
54-581		JUNCTION(L), FRT. FLO OR			
NA01-54-482	1				
54-650		MEMBER NO.2(L), CROSS -FLOOR			
NA01-54-650A	1				
54-660C		FRAME, FRONT-FRT FLOO R PAN			
NA01-54-660B	2				
54-670		BRKT(L), SEAT-F. FLOOR PAN			
NA01-54-670A	1				
54-725		GUSSET NO.3(L), C.FLO JR PAN			
NA01-54-725A	1				
54-750C		PLATE(L), SIDE-REAR F LOOR			-7A01
NA01-54-750	1				7A01-
*NA01-54-750A	1				
54-810		FRAME(L), REAR SIDE			-7801
NA01-54-810F A (NA01-54-810H)	1				7801-
*NA01-54-810H	1				
56-150A		PAN(R), FLOOR			
7601 NA35*V-737527 7801 NA35*V-739024 7A01 NA35*V-739048					

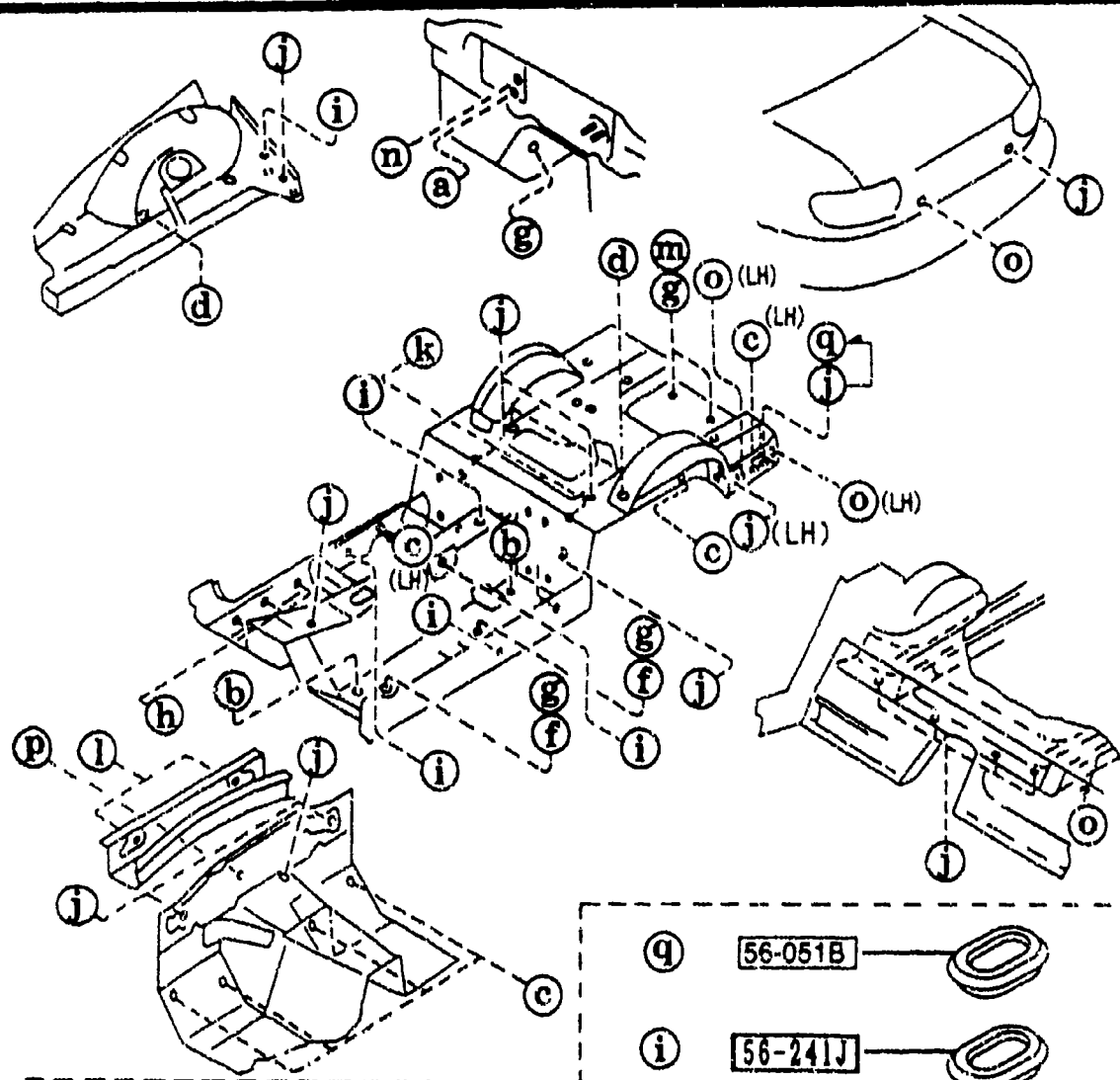


PART NO.	QTY	MODEL/RESTRICTION	MODEL/RESTRICTION	MODEL/RESTRICTION	FROM-TO
CONT'D NA01-53-602A	1				
56-250A		PAN(L), FLOOR			
NA01-54-610A	1				
56-980		BRKT(R), BUMPER-RR SK IRT			
NA01-53-830C	1				
56-990B		BRKT(L), BUMPER-RR SK IRT			
NA01-54-830C	1				
65-290A		BRACKET			
1353-65-190	1				
70-450B		PANEL(R), FLOOR SIDE			
NA01-53-740C	1				
71-450B		PANEL(L), FLOOR SIDE			
NA01-54-740A	1				



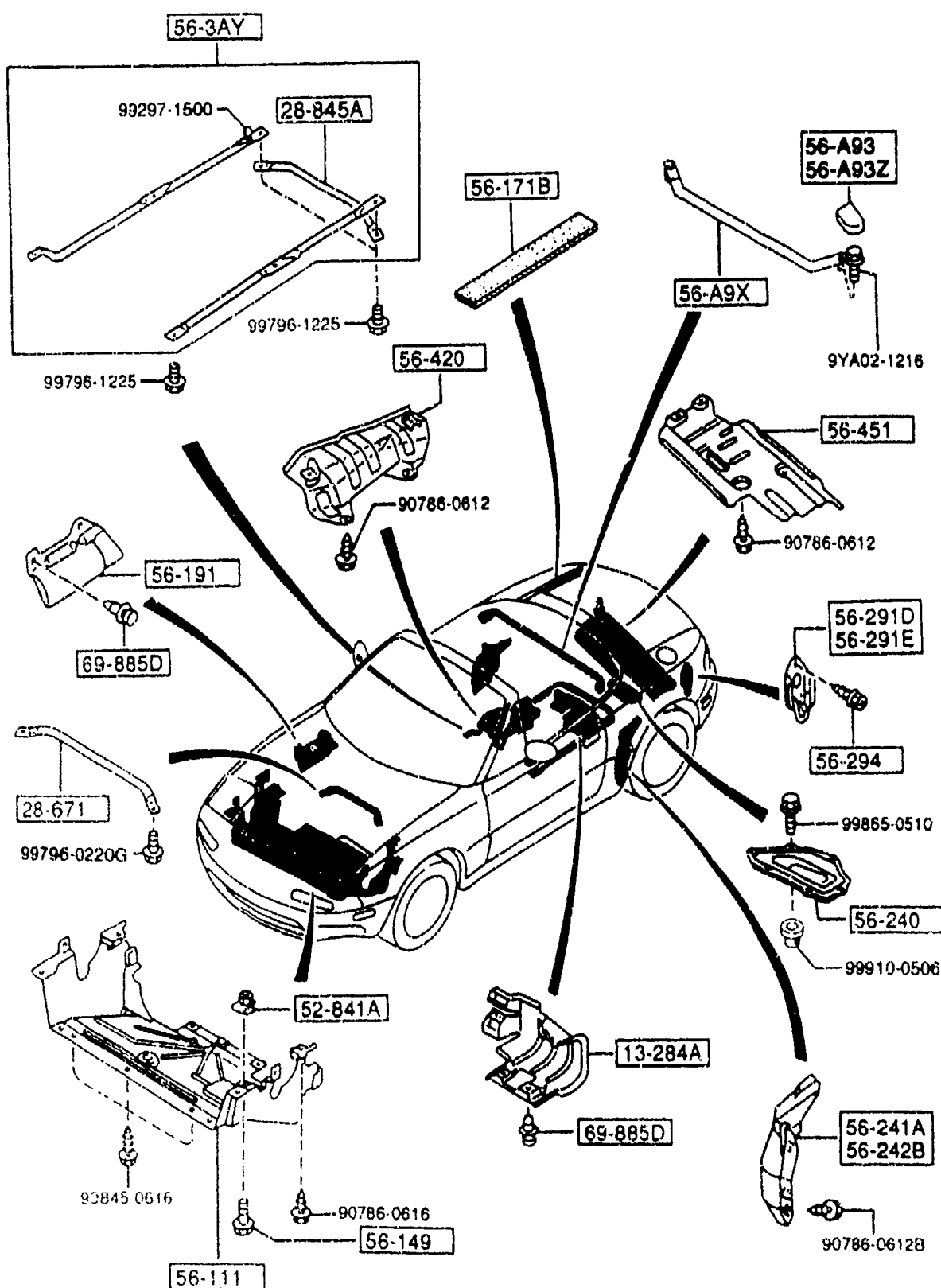
- (a) 53-134B (HOLE ϕ 26)
 (NO.1)
 (b) 56-051
 (c) 56-052 (NO.1) (HOLE ϕ 20.5)
 (d) 56-052 (NO.2) (HOLE ϕ 20.5)
 (f) 56-061A (HOLE ϕ 85)
 (g) 56-241 (HOLE ϕ 20)
 (h) 56-241B (HOLE ϕ 29)
 (i) 56-051B
 (j) 56-241J
 (k) 56-615F (HOLE ϕ 22)
 (l) 56-615M (HOLE ϕ 15)
 (m) 56-971 (HOLE ϕ 100)
 (n) 61-031 (HOLE ϕ 36)
 (o) 56-051 (NO.2)
 (p) 66-772

PART NO	QTY	MODEL/RESTRICTION	MODEL/RESTRICTION	MODEL/RESTRICTION	FROM-TO
53-134B		RUBBER, DUST SEAL			
0187-53-134	1				
56-051		COVER, HOLE			
1011-56-051	4	(ILLUST. NO.1)			-7701
BC1D-56-052	3	(ILLUST. NO.2)			7701-
*BC1D-56-052	4	(ILLUST. NO.2)			
56-051B		COVER, HOLE			
*GA5R-56-051	3				7701-
56-052		PLUG, DRAIN			
B092-56-052	8	D=12MM (ILLUST. NO.1)			
FB01-56-056	4	(ILLUST. NO.2) (W/O A. LOCK BRAKE)			
56-061A		COVER, HOLE			
8545-56-052	4				
56-241		PLUG, DRAIN			
0118-56-241	7				
56-241B		PLUG			
B001-56-051	6				
56-241J		PLUG, DRAIN			
8477-56-241	6				
56-242		PLUG, DRAIN			
0118-56-242B	19				-7701
*0118-56-242B	15				7701-
56-615F		PLUG, DRAIN			
0208-56-615	2				
56-615M		PLUG, DRAIN			
NA01-56-051	2				
56-971		COVER, HOLE			
8545-56-053	2				
7701 NA35*V-738443					



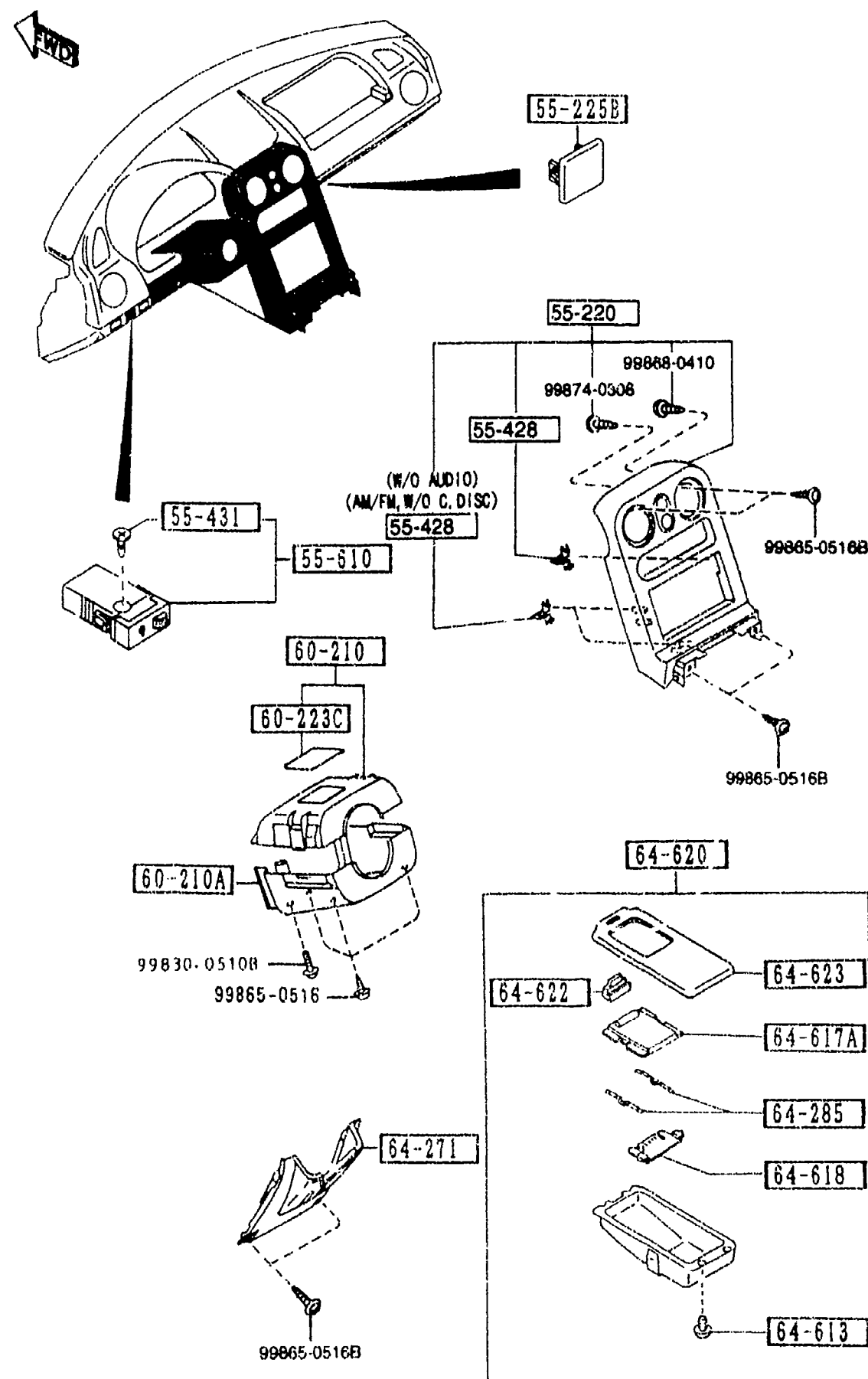
- | | | | | | |
|---|------------------|--------------------|---|------------------|-------------------|
| a | 53-134B | (HOLE ϕ 26) | q | 56-051B | |
| b | (NO.1)
56-051 | | i | 56-241J | |
| c | 56-052
(NO.1) | (HOLE ϕ 20.5) | j | 56-242 | (HOLE ϕ 22) |
| d | 56-052
(NO.2) | (HOLE ϕ 20.5) | k | 56-615F | (HOLE ϕ 40) |
| f | 56-061A | (HOLE ϕ 65) | l | 56-615M | (HOLE ϕ 15) |
| g | 56-241 | (HOLE ϕ 20) | m | 56-971 | (HOLE ϕ 100) |
| h | 56-241B | (HOLE ϕ 29) | n | 61-031 | (HOLE ϕ 36) |
| | | | o | (NO.2)
56-051 | |
| | | | p | 66-772 | |

PART NO.	QTY	MODEL / RESTRICTION	MODEL / RESTRICTION	MODEL / RESTRICTION	FROM TO
61-031 1708-61-031	1	PLUG, HOLE			
66-772 *B092-41-661	1	GROMMET BASE, W-PKG, R-PKG, (W/C AUTO CRUISE CON T.)			



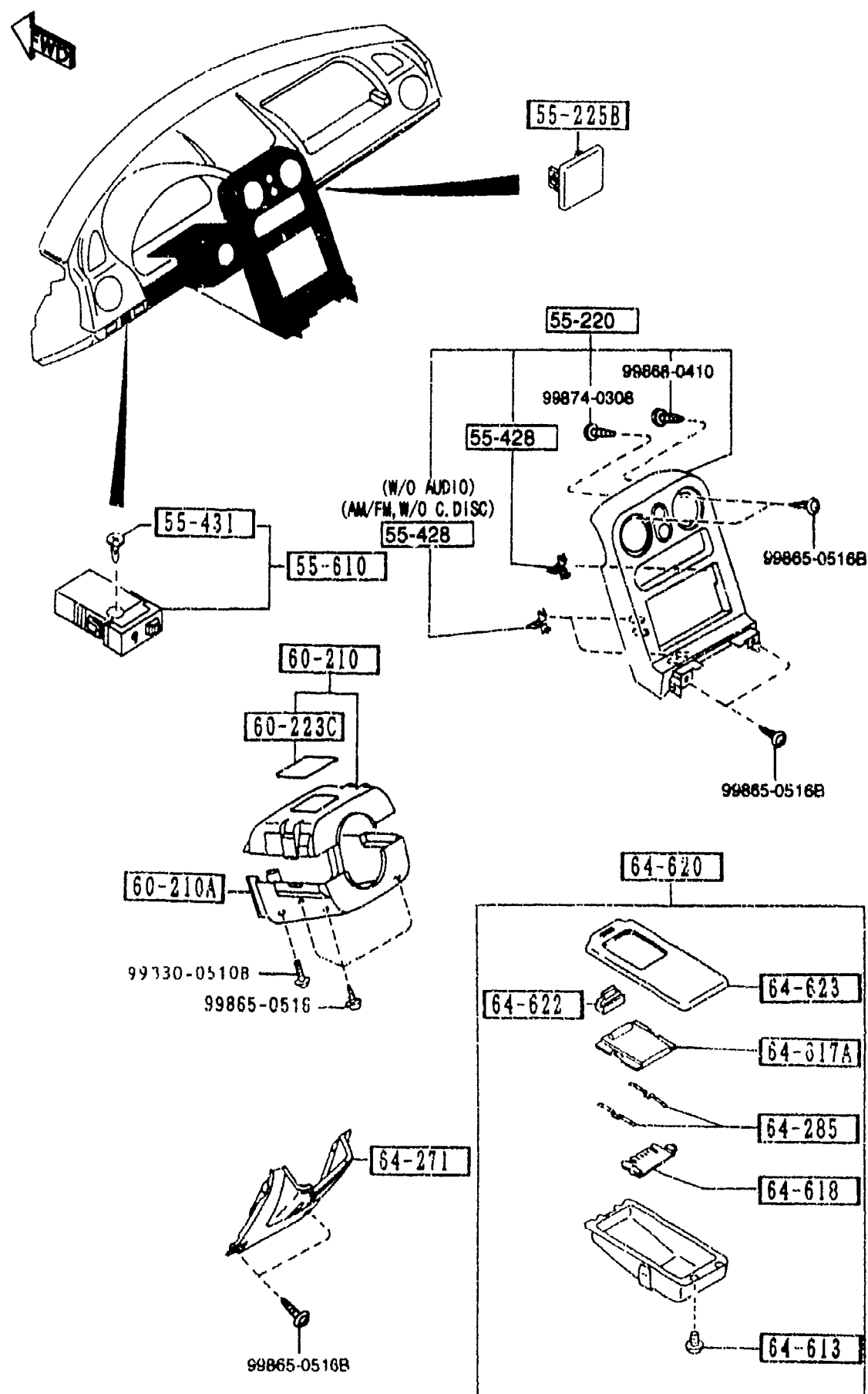
PART NO	QTY	MODEL / RESTRICTION	MODEL / RESTRICTION	MODEL / RESTRICTION	FROM TO
13-284A		COVER, FUEL FILTER			-7A15
NA75-56-241 AN(NA75-56-241A)	1				
*NA75-56-241A	1				7A15-
28-671		ROD, PERFORMANCE			
NA75-56-891	1				
28-845A		BAR, REAR SUSPENSION			
N007-28-845A	1	(L.S. DIFF)			
52-841A		NUT, CLIP			
B455-56-135	1				
56-A9X		BAR, BRACE			
NA75-56-A9XB	1				
56-A93		COVER(R), BRACE BAR			
NA75-56-A93	1				
56-A93Z		COVER(L), BRACE BAR			
NA75-56-A94	1				
56-111		COVER, UNDER			-7901
NA01-56-111D A (NA01-56-111E)	1				
*NA01-56-111E	1				7901-
56-149		SCREW, TAPPING-MUD GUARD			
B455-56-149	1				
56-171B		PROTECTOR(R), RR FENDER			
NA01-56-171A	1				
56-191		SHIELD, SPLASH			
NA01-56-112	1				
56-240		COVER			
NA75-56-06X	1				
56-241A		SHIELD(R), SPLASH-REAR			
7901 NA35*V-739040 7A15 NA35*V-739052					

5500 DASHBOARD EQUIPMENTS



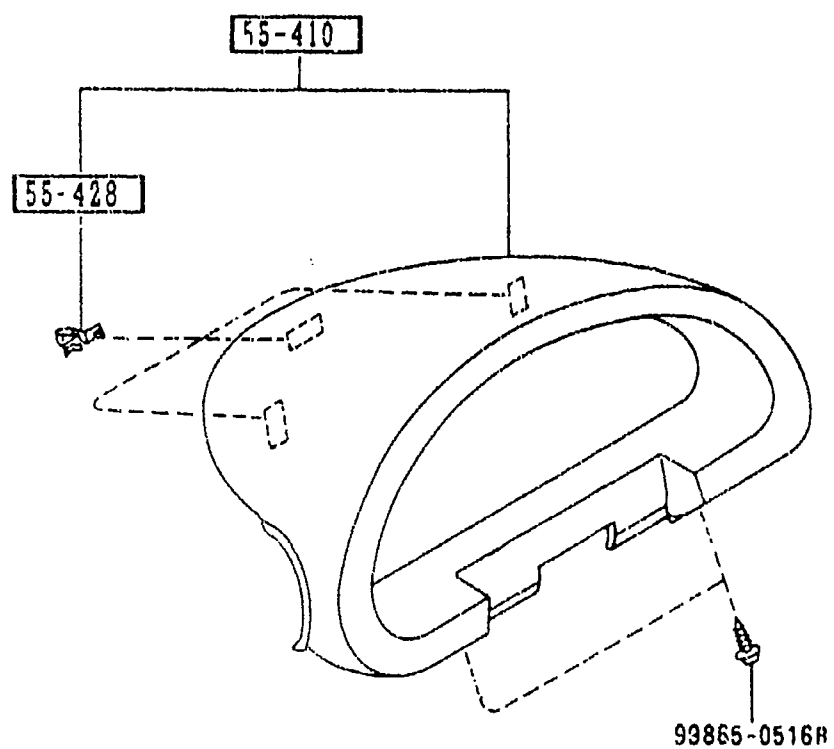
5500 -1 DASHBOARD EQUIPMENTS

PART NO.	QTY	MODEL/RESTRICTION	MODEL/RESTRICTION	MODEL/RESTRICTION	FROM-TO
55-220		PANEL, CENTER			
NA75-55-210A	1	(AM/FM, W/C. DISC)			
00	INT-	NA3 NA4 NA5 NA6 BLACK			
NB38-55-210A	1	(AM/FM, W/O C. DISC) (W/O AUDIO)			
00	INT-	NA3 NA4 NA5 NA6 BLACK			
55-225B		COVER, HOLE			
NB38-55-225A	1				
00	INT-	NA3 NA7 BLACK			
88	INT-	NA4 NA5 TAN			
55-428		SPRING, METER HOOD			
GJ21-55-428	1	(AM/FM, W/C. DISC)			
GJ21-55-428	3	(AM/FM, W/O C. DISC) (W/O AUDIO)			
55-431		BULB, RESISTOR			
BR70-55-431	1				
55-610		RESISTOR, PANEL LIGHT			
BR70-55-490	1				
60-210		COVER, COLUMN-UPPER			
NA01-60-220	1				
00	INT-	NA3 NA4 NA5 NA6 BLACK			
60-210A		COVER, COLUMN-LOWER			
NA01-60-230A	1				
00	INT-	NA3 NA4 NA5 NA6 BLACK			
60-223C		CAP, COLUMN COVER			
NA01-60-223	1				
00	INT-	NA3 NA4 NA5 NA6 BLACK			
64-271		PANEL, CENTER-LOWER			
NA75-64-270C	1				



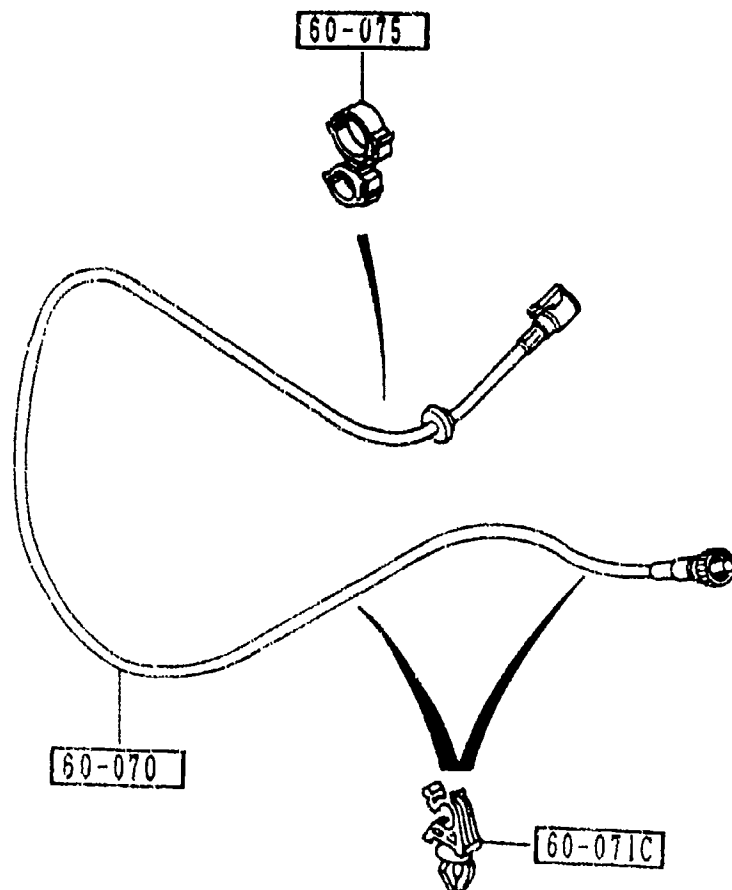
PART NO.	QTY	MODEL/RESTRICTION	MODEL/RESTRICTION	MODEL/RESTRICTION	FROM-TO
CONT'D					
00	INT-	NA3 NA7 BLACK			
08	INT-	NA4 NA5 TAN			
64-285		SPRING, ASHTRAY			
NA01-64-612	2				
64-613		SCREW, ASHTRAY			
NA01-64-613	4				
64-617A		LID, ASHTRAY			
NA01-64-617	1				
00	INT-	NA3 NA4 NA5 NA6 BLACK			
64-618		PLATE, ASHTRAY			
NA01-64-618	1				
64-620		TRAY, ASH			
NA01-64-610B	1				
00	INT-	NA3 NA4 NA5 NA6 BLACK			
64-622		LIGHT, PLATE-ASHTRAY			
NA01-64-622	1				
64-623		CASE 'OUT', ASHTRAY			
NA01-64-623	1				
00	INT-	NA3 NA4 NA5 NA6 BLACK			

FWD



PART NO.	QTY	MODEL/RESTRICTION	MODEL/RESTRICTION	MODEL/RESTRICTION	FROM-TO
55-410		HOOD, METER			
NA75-55-420B	1				
30	INT-	NA3 NA4 NA5 NA7 BLACK			
55-428		SPRING, METER HOOD			
GJ21-55-428	3				

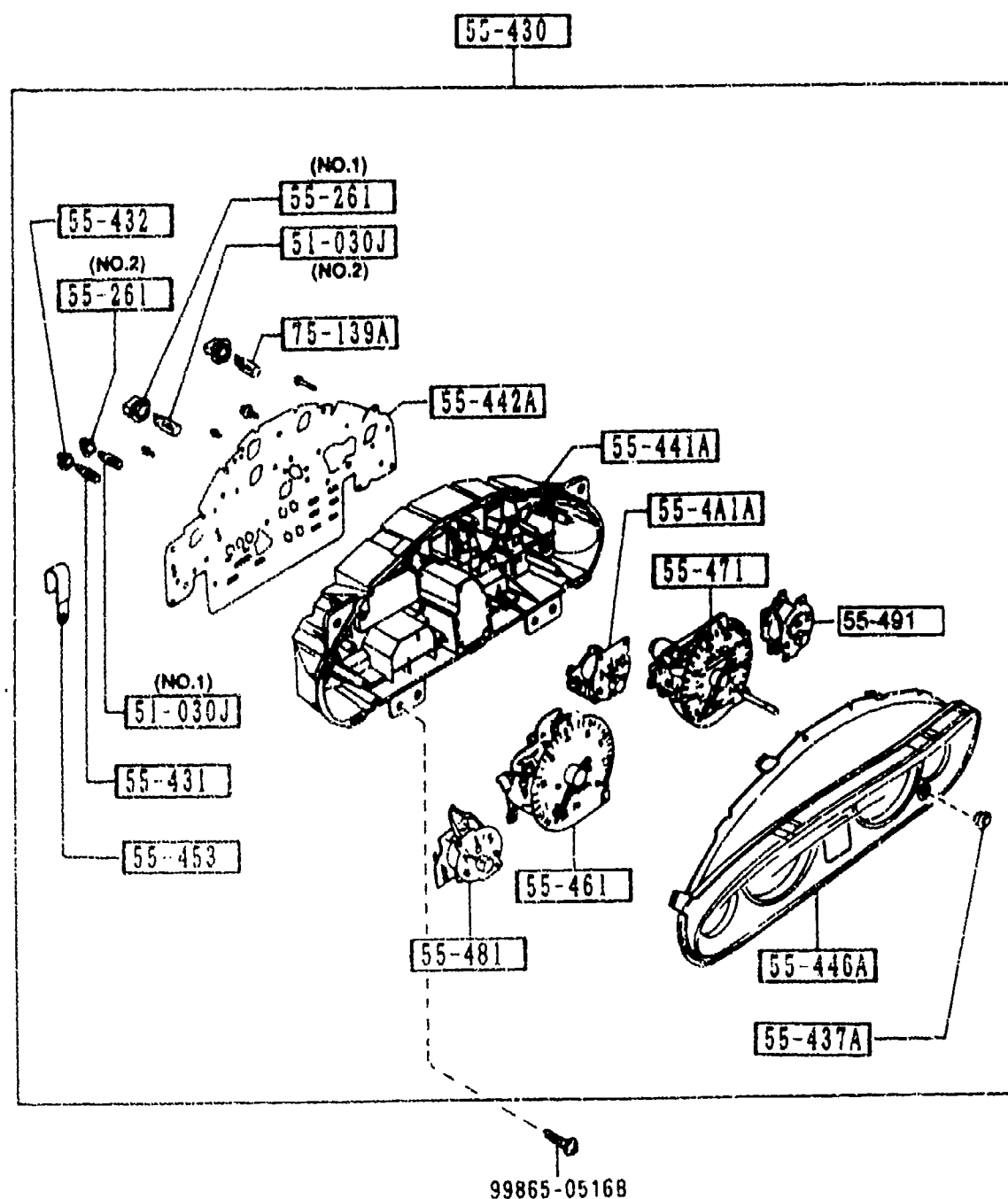
5530 SPEEDOMETER CABLE



5530 -1 * SPEEDOMETER CABLE

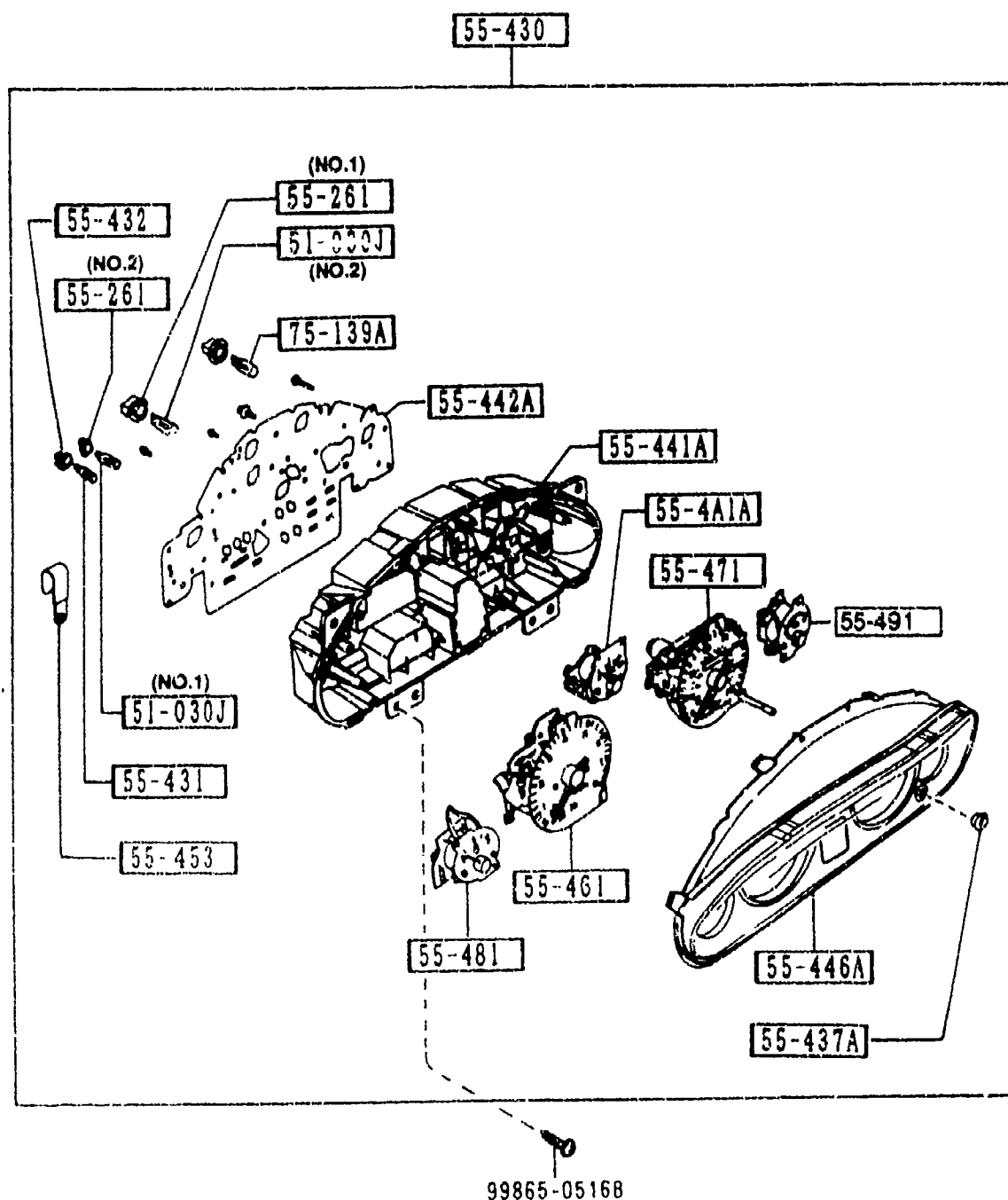
PART NO.	QTY	MODEL/RESTRICTION	MODEL/RESTRICTION	MODEL/RESTRICTION	FROM-TO
60-070		CABLE, SPEEDMETER			
NA01-60-070B	1	(MT)			
NA03-60-070A	1	(AT)			
60-071C		CLIP			
NA03-60-071	2				
60-075		CLIP 'A', SPEEDOMETER CABLE			
NA01-60-075	1				

FWD



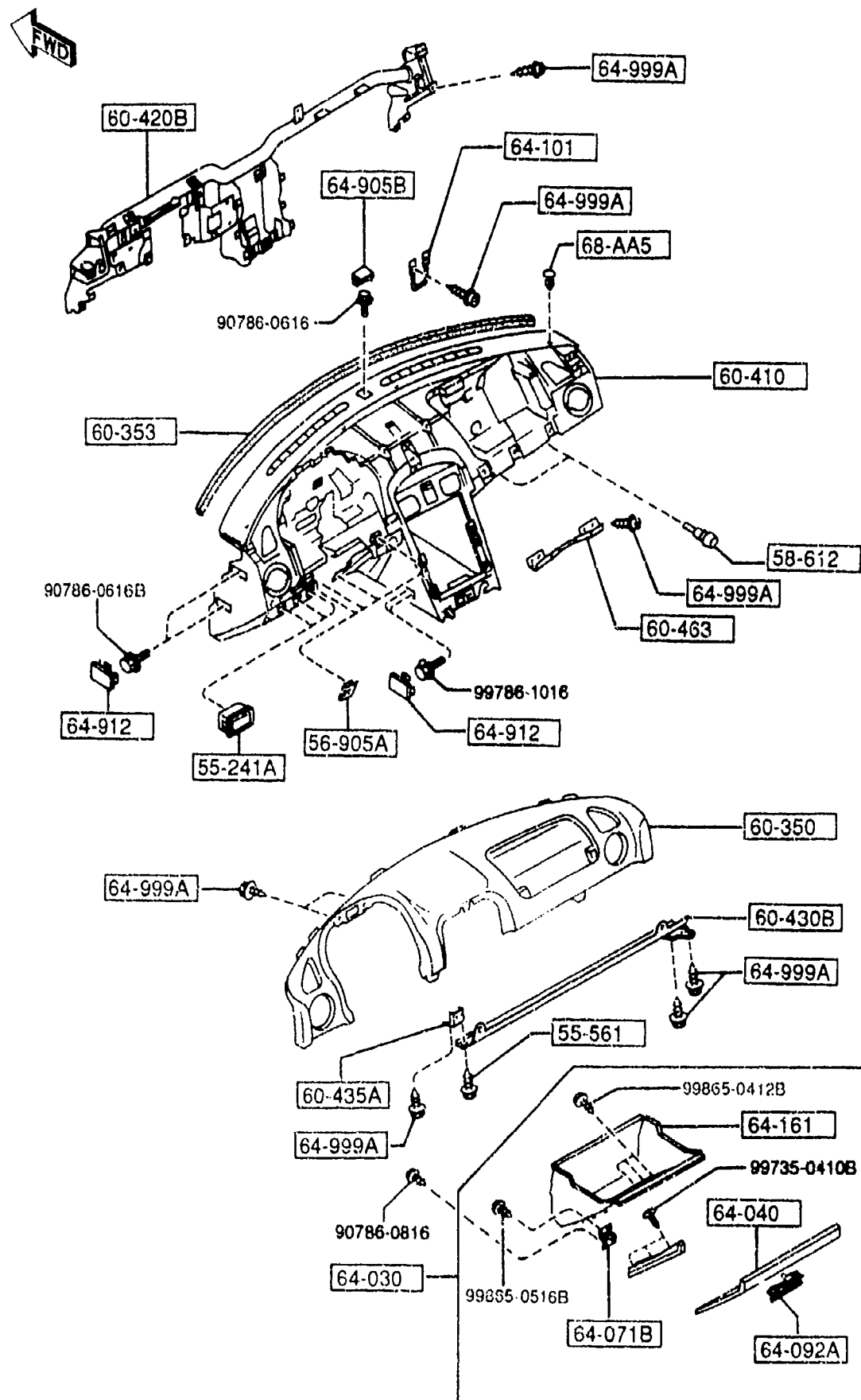
PART NO	QTY	MODEL/RESTRICTION	MODEL/RESTRICTION	MODEL/RESTRICTION	FROM-TO
51-030J		BULB			
3625-75-139	8	12V 1.4W (ILLUST. NO.1)			
99701-6030	3	12V 3.4W (ILLUST. NO.2)			
55-261		SOCKET			
1316-55-261	3	12V 3.4W (ILLUST. NO.1)			
8548-55-261	8	12V 1.4W (ILLUST. NO.2)			
55-4A1A		METER, OIL PRESSURE			
NA75-55-4A1	1	(TYPE 'A' DESIGN)			
NB39-55-4A1	1	(TYPE 'B' DESIGN)			
55-430		METER SET			
NB13-55-430B	1	(TYPE 'A' DESIGN)			
NB39-55-430	1	(TYPE 'B' DESIGN)			
55-431		BULB, RESISTOR			
NA01-55-431	1	(TYPE 'A' DESIGN)			
55-432		SOCKET, METER SET			
NA01-55-432	1	(TYPE 'A' DESIGN)			
55-437A		GROMMET, KNOB-METER SET			
NA01-55-437	1				
55-441A		CASE, METER			
NA01-55-441D	1				
55-442A		PLATE, PRINT			
NA75-55-442	1				
55-446A		PLATE, WINDOW			
NB13-55-446	1				
55-453		CLAMP			
N007-55-467	1				

FWD

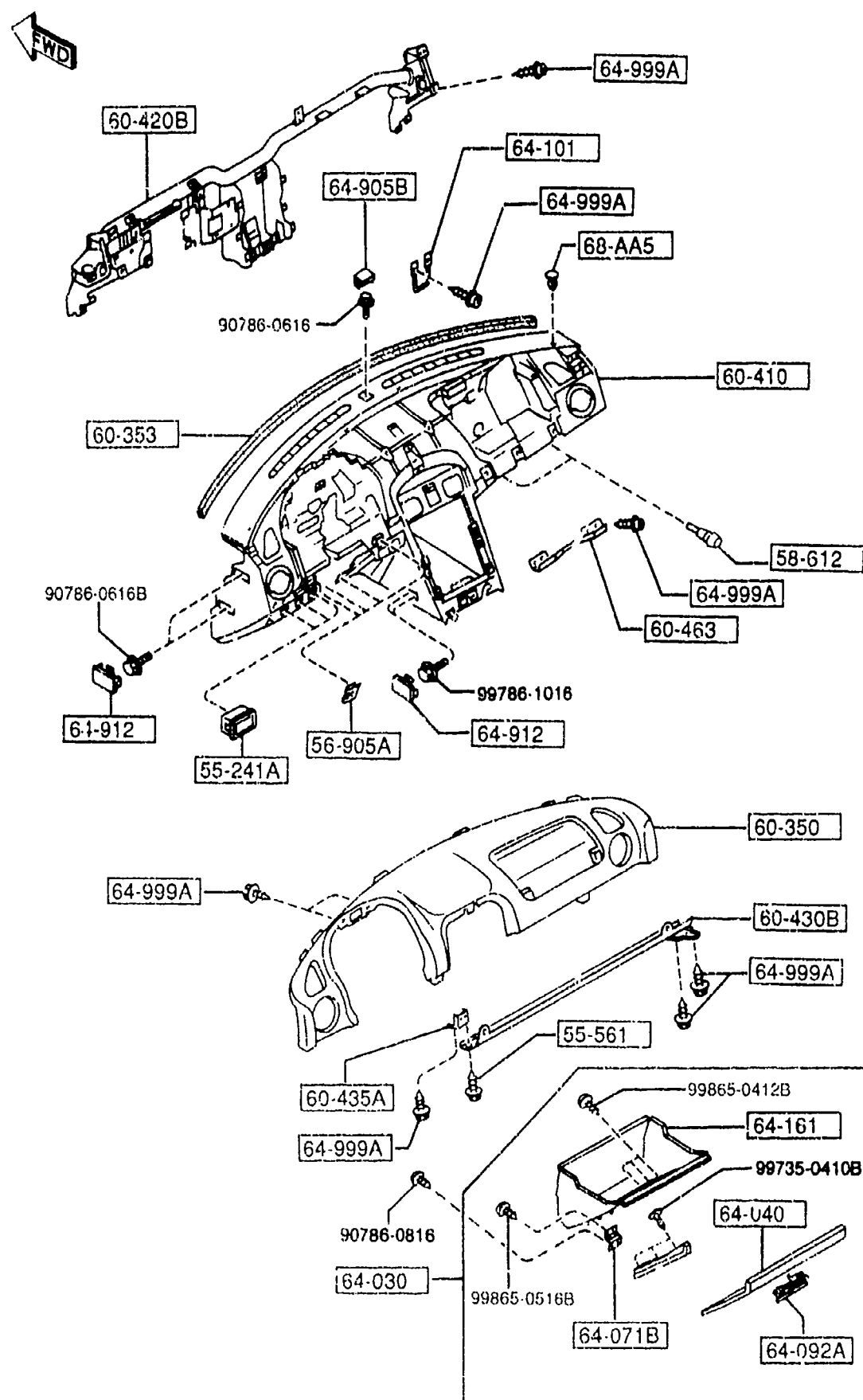


5540 -2 * METER COMPONENTS

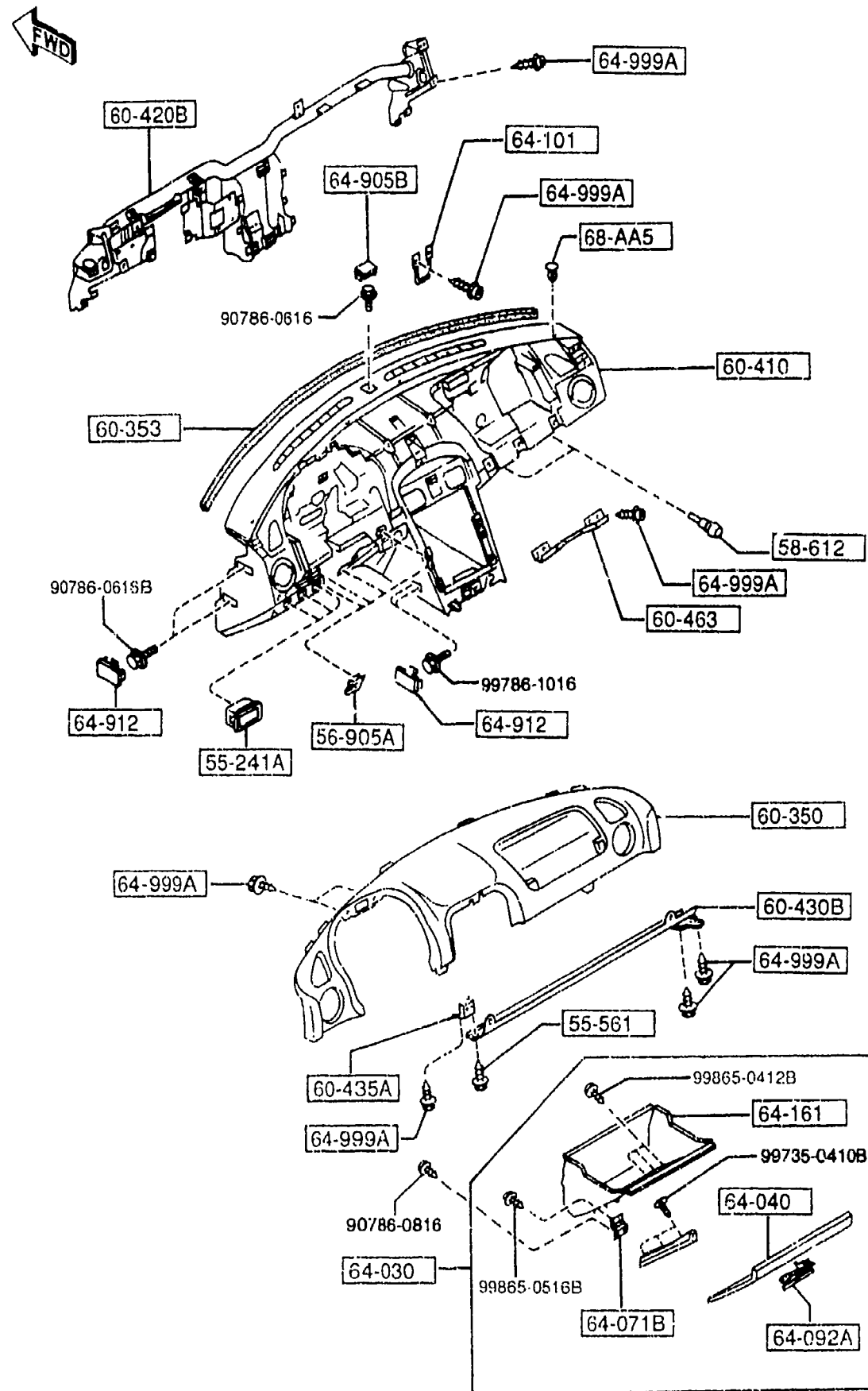
PART NO.	QTY	MODEL/RESTRICTION	MODEL/RESTRICTION	MODEL/RESTRICTION	FROM-TO
55-461		TACHOMETER			
NA75-55-461	1	(TYPE 'A' DESIGN)			
NB39-55-461	1	(TYPE 'B' DESIGN)			
55-471		SPEEDOMETER			
NA01-55-471B	1	(TYPE 'A' DESIGN)			
NB39-55-471	1	(TYPE 'B' DESIGN)			
55-481		METER, FUEL			
NA01-55-481	1	(TYPE 'A' DESIGN)			
NB39-55-481	1	(TYPE 'B' DESIGN)			
55-491		METER, TEMP			
NA75-55-491	1	(TYPE 'A' DESIGN)			
NB39-55-491	1	(TYPE 'B' DESIGN)			
75-139A		BULB			
B491-55-431	4				



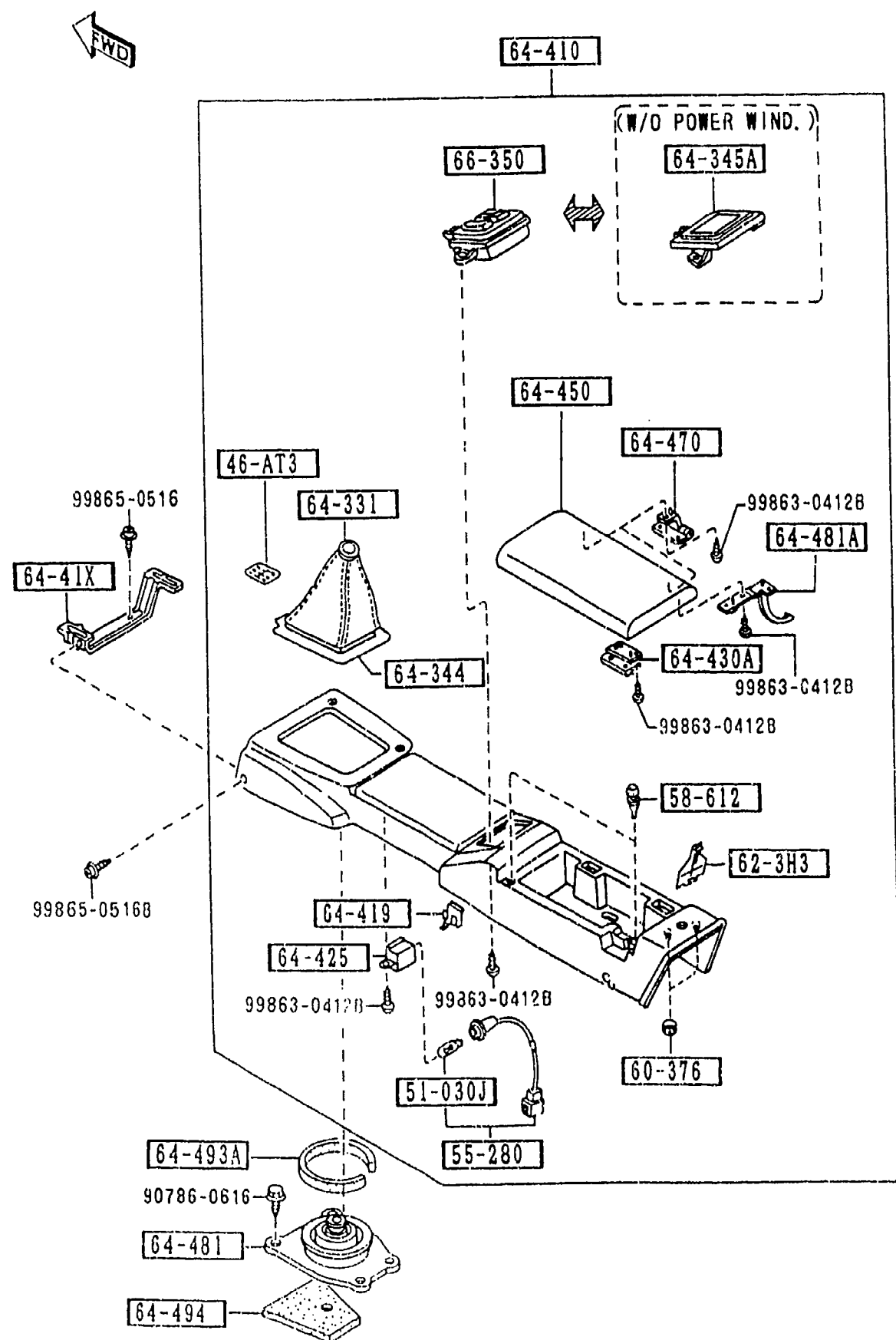
PART NO	QTY	MODEL/RESTRICTION	MODEL/RESTRICTION	MODEL/RESTRICTION	FROM-TO
55-241A		BOX, INSTRUMENT PANEL			
NA01-55-241A	3				
00	INT-	NA3 NA4 NA5 NA6 BLACK			
55-561		BOLT, INST. PANEL			
B455-55-561	1				
56-905A		NUT, SPRING			
B092-60-408	4				
58-612		CUSHION, RUBBER			
B092-64-046	2				
60-350		PAD, CRASH			
NA75-60-350B	1				
00	INT-	NA3 NA4 NA5 NA6 BLACK			
60-353		RUBBER, URETHNE			
NA75-60-353	1				
60-410		FRAME, INST. PANEL			
NA75-60-401G	1				
00	INT-	NA3 NA7 BLACK			
88	INT-	NA4 NA5 BLACK/TAN			
60-420B		MEMBER, CRASH PAD			
NB38-60-420 A (NB38-60-420A)	1				-7701
*NB38-60-420A	1				7701-
60-430B		MEMBER(R), INST. PANEL			
NA01-60-430E	1				
60-435A		BRACKET, MEMBER			
NA01-60-435	1				
60-463		BRACKET, CRASH PAD			
NA01-60-463	1				
7701 NA35*V-738443					



PART NO.	QTY	MODEL/RESTRICTION	MODEL/RESTRICTION	MODEL/RESTRICTION	FROM - TO
64-030		BOX, GLOVE			
NA75-64-030F	1				
00	INT-	NA3 NA7 BLACK			
88	INT-	NA4 NA5 TAN			
64-040		LID, GLOVE BOX-OUTER			
NA75-64-041C	1				
00	INT-	NA3 NA7 BLACK			
88	INT-	NA4 NA5 TAN			
64-071B		HINGE(R), GLOVE LID			
NA75-64-03XA	2				
64-092A		LOCK, GLOVE LID			
BC5E-64-090B	1				
00	INT-	NA3 NA7 BLACK			
67	INT-	NA4 NA5 TAN			
64-101		STRIKER			
BC1D-64-101	1				
64-161		BOX, GLOVE			
NA75-64-161C	1				
00	INT-	NA3 NA4 NA5 NA6 BLACK			
64-905B		COVER, HOLE-(C)			
NA01-64-905	1				
00	INT-	NA3 NA4 NA5 NA7 BLACK			
64-912		COVER, SIDE			
NA01-64-912	6				
00	INT-	NA3 NA7 NA8 BLACK			
88	INT-	NA4 NA5 TAN			
64-999A		SCREW, TAPPING			
W201-64-999	33				

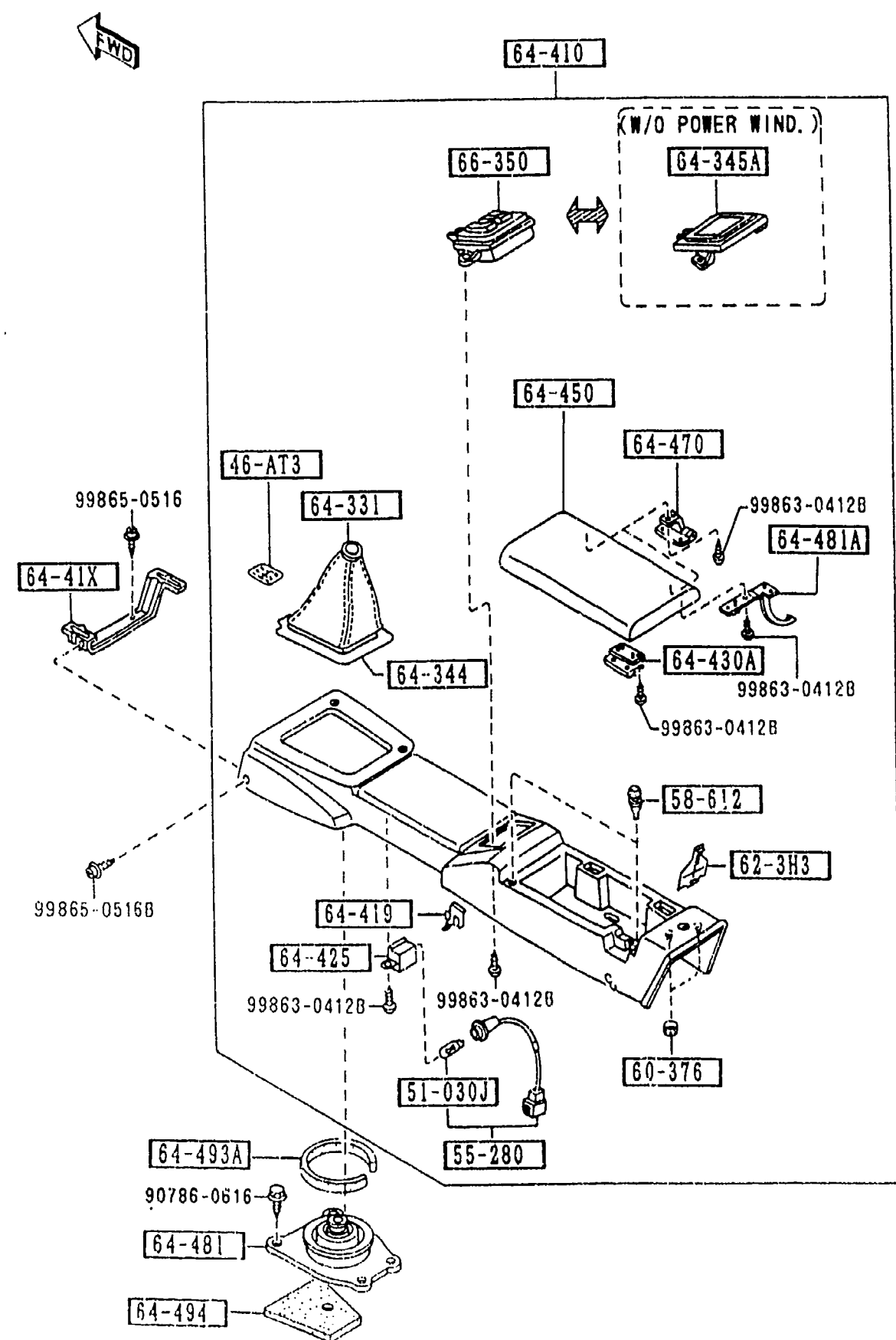


PART NO.	QTY	MODEL/RESTRICTION	MODEL/RESTRICTION	MODEL/RESTRICTION	FROM-TO
68-AA5		FASTENER, DOOR TRIM			
W201-68-AA5A	4				
00	INT-	NA3 NA4 NA5 NA6 NA7 NA8 BLACK			

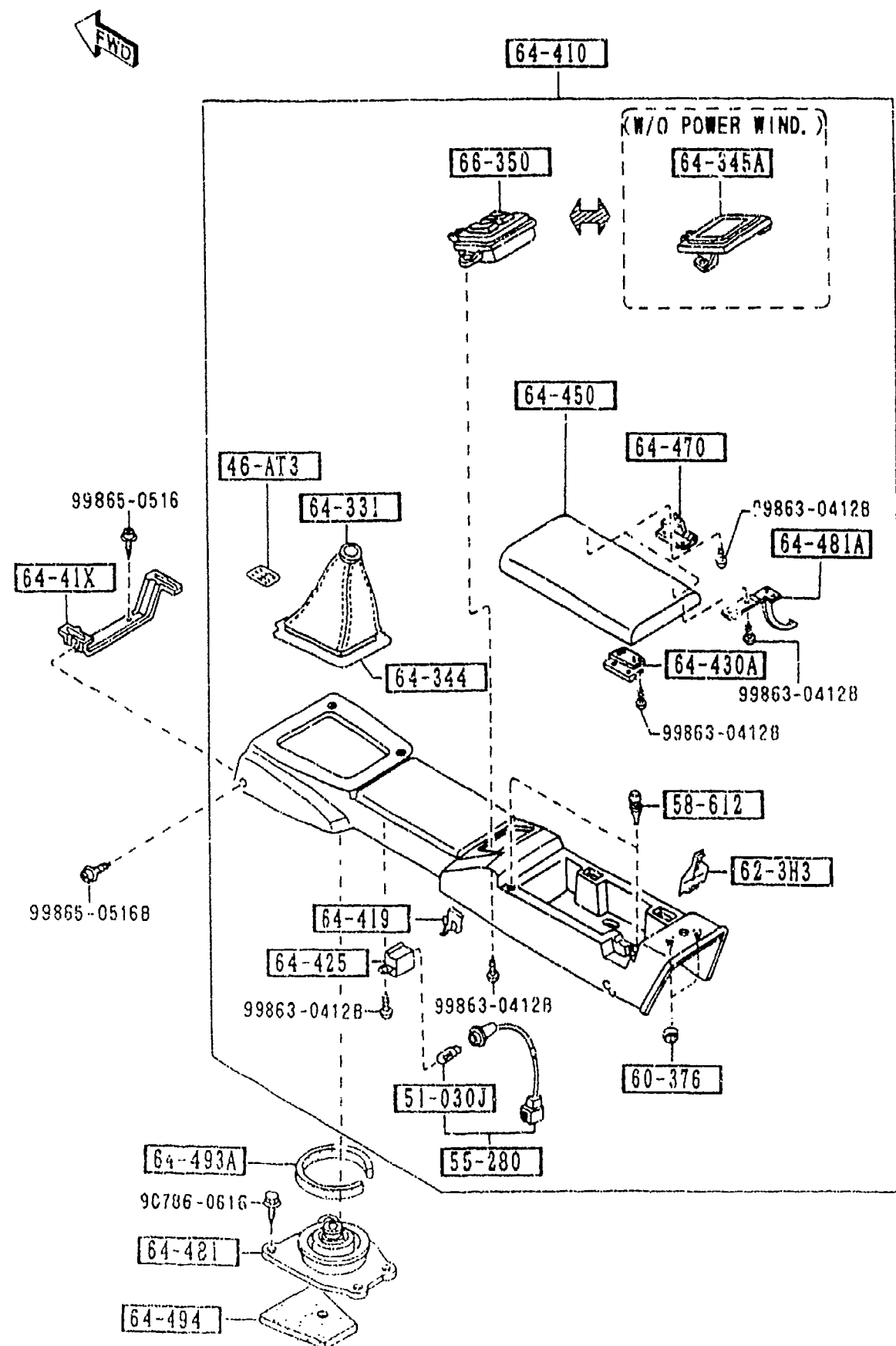


PART NO	QTY	MODEL/RESTRICTION	MODEL/RESTRICTION	MODEL/RESTRICTION	FROM-10
46-AT3 N002-46-AT3	1	LABEL, CHANGE (WOOD) (MT)			
51-030J 3625-75-139	1	BULB 12V 1.4W			
55-280 NA01-55-280 NA06-55-280	1 1	BULB & SOCKET (MT) (AT)			
58-612 B092-64-046	2	CUSHION, RUBBER			
60-376 B092-60-376	2	NUT, TOP-CRASH PAD			
62-3H3 NA01-64-424	1	COVER, LEVER-OPENER			
64-331 NA01-64-331	1	BOOT, CHANGE (MT)			
00	INT-	NA3 NA4 NA5 NA6 BLACK			
64-344 NA01-64-344B	1	PLATE, BACK-BOOTS RING (MT)			
64-345A NA01-64-437	1	BOX, COIN-CONSOLE BASE, R-PKG, (W/O POWER WIND.)			
00	INT-	NA3 NA4 NA5 NA6 BLACK			
64-41X NA01-64-416	1	BRACKET, REAR CONSOLE			
64-410 NA01-64-410D	1	CONSOLE, REAR (W/O POWER WIND., W/O CHANGE LABEL) (MT)			
00	INT-	NA3 NA4 NA5 NA6			
7714 NA35*V-738705					

-7714

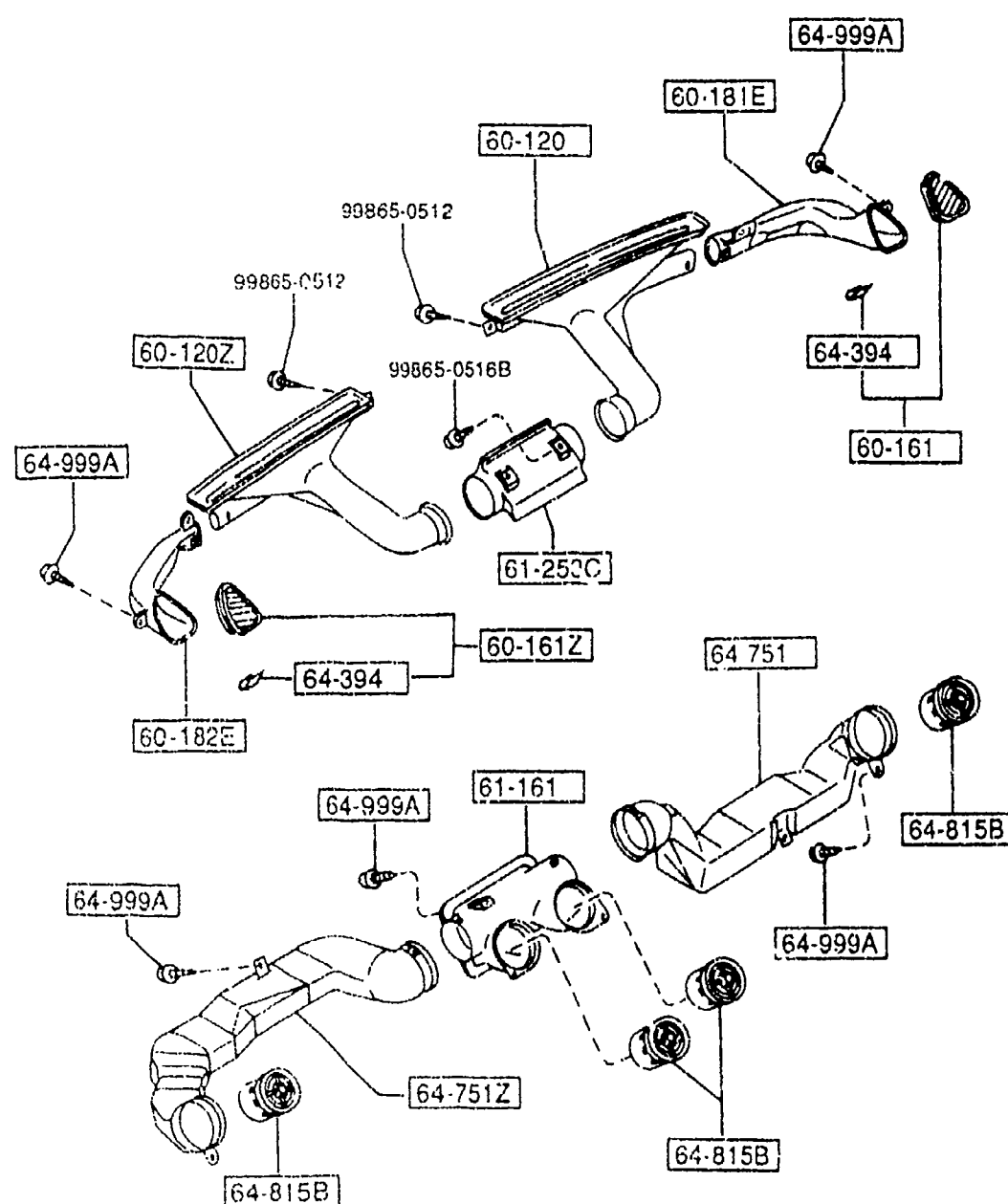


PART NO.	QTY	MODEL/RESTRICTION	MODEL/RESTRICTION	MODEL/RESTRICTION	FROM-TC
CONT'D		BLACK			
NA02-64-410D	1	(W/POWER WIND,W/O CH ANGE LABEL) (MT)			-7714
00	INT-	NA3 NA4 NA5 NA6 BLACK			
NA03-64-410C	1	BASE, R-PKG, (W/O POWER WIND.) (AT)			-7714
00	INT-	NA3 NA4 NA5 NA6 BLACK			
NA06-64-410D	1	F-SV, L-PKG, P.E.GR, T-PKG, (W/POWER WIND.) (AT)			-7714
00	INT-	NA3 NA4 NA5 NA6 BLACK			
N007-64-410B	1	(W/O POWER WIND,W/CH ANGE LABEL) (MT)			-7714
00	INT-	NA3 NA4 NA5 NA6 BLACK			
N008-64-410B	1	(W/POWER WIND,W/CHAN GE LABEL) (MT)			-7714
00	INT-	NA3 NA4 NA5 NA6 BLACK			
*NA01-64-410E	1	(W/O POWER WIND,W/O CHANGE LABEL) (MT)			7714-
* 00	INT-	NA3 NA4 NA5 NA6 NA7 NA8 BLACK			
*NA02-64-410E	1	(W/POWER WIND,W/O CH ANGE LABEL) (MT)			7714-
* 00	INT-	NA3 NA4 NA5 NA6 NA7 NA8 BLACK			
*NA03-64-410D	1	BASE, R-PKG, (W/O POWER WIND.) (AT)			7714-
* 00	INT-	NA3 NA4 NA5 NA6 NA7 NA8 BLACK			
*NA06-64-410E	1	F-SV, L-PKG, P.E.GR, T-PKG, (W/POWER WIND.) (AT)			7714-
* 00	INT-	NA3 NA4 NA5 NA6 NA7 NA8 BLACK			
*N007-64-410C	1	(W/O POWER WIND,W/CH			7714-
7714 NA35*V-738705					



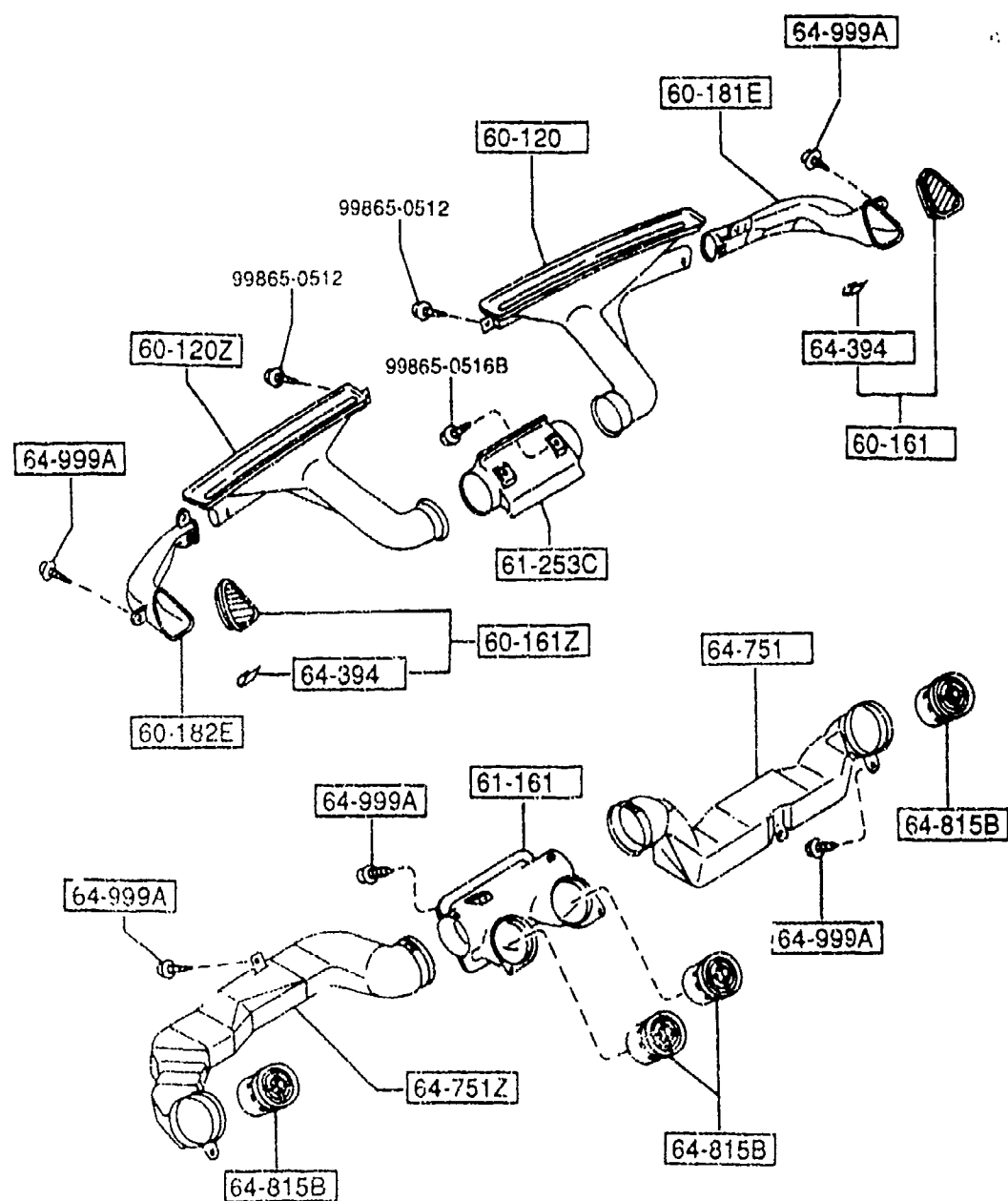
PART NO.	QTY	MODEL/RESTRICTION	MODEL/RESTRICTION	MODEL/RESTRICTION	FROM-TO
64-494		PAD, CHANGE BOOT			
FB01-64-495	1	(MT)			
66-350		SWITCH, POWER WINDOW			
NA01-66-350A	1	F-SV, L-PKG, P.E.GR, T-PKG, (W/POWER WIND.) (MT)			
00	INT-	NA3 NA4 NA5 NA6 BLACK			
NA03-66-350	1	F-SV, L-PKG, P.E.GR, T-PKG, (W/POWER WIND.) (AT)			
00	INT-	NA3 NA4 NA5 NA6 BLACK			

FWD






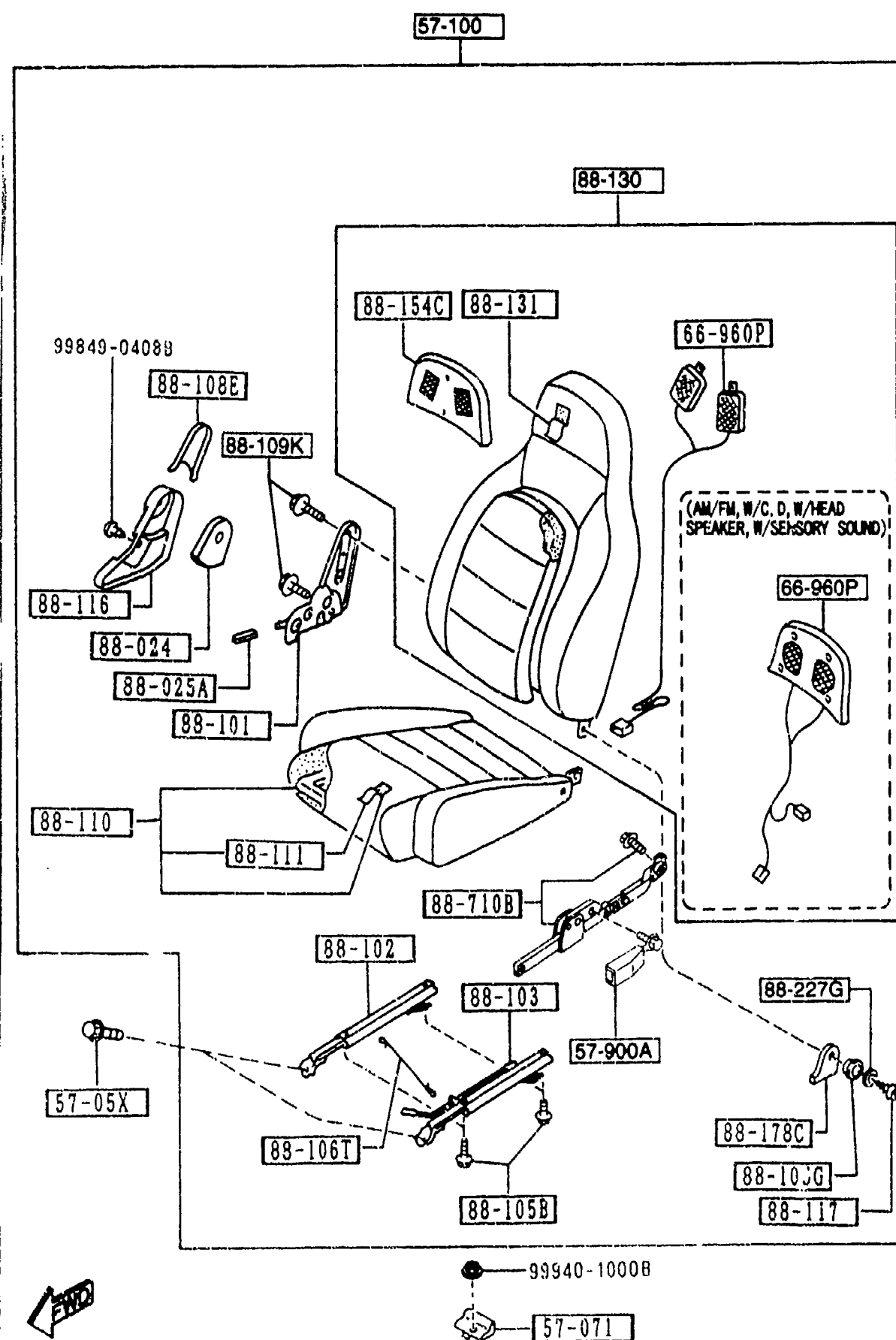
PART NO.	QTY	MODEL/RESTRICTION	MODEL/RESTRICTION	MODEL/RESTRICTION	FROM-TO
60-120		NOZZLE(R), DEFROSTER			
NA75-60-121B	1				
60-120Z		NOZZLE(L), DEFROSTER			
NA01-60-141	1				
60-161		GRILLE(R), DEMISTER			
NA75-60-160A	1				
00	INT-	NA3 NA4 NA5 NA7 BLACK			
60-161Z		GRILLE(L), DEMISTER			
NA75-60-170A	1				
00	INT-	NA3 NA4 NA5 NA7 BLACK			
60-181E		DUCT(R), SIDE DEMI.			
NA75-60-183	1				
60-182E		DUCT(L), SIDE DEMI.			
NA75-60-193	1				
61-161		DUCT, CENTER			
NA75-61-161A	1				
61-253C		HOSE(C), DEFROSTER			
NA01-61-253	1				
64-394		SPRING			
GA2A-64-394	2				
64-751		DUCT(R)			
NA75-64-741	1				
64-751Z		DUCT(L)			
NA75-64-841	1				
64-815B		LOUVER, VENTILATOR			
NA01-64-81X	4				
00	INT-	NA3 NA4 NA5 NA6 BLACK			

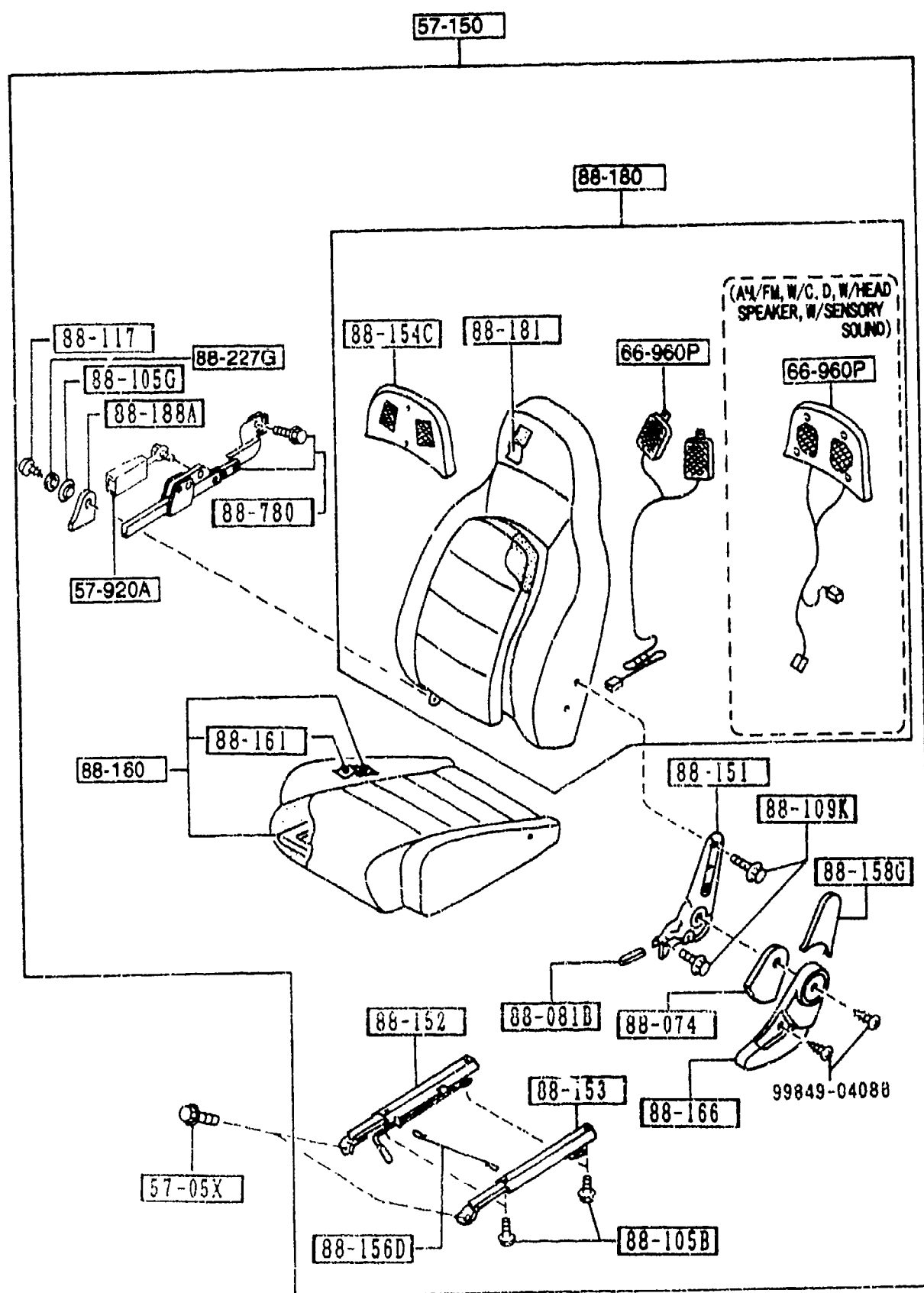
FWD

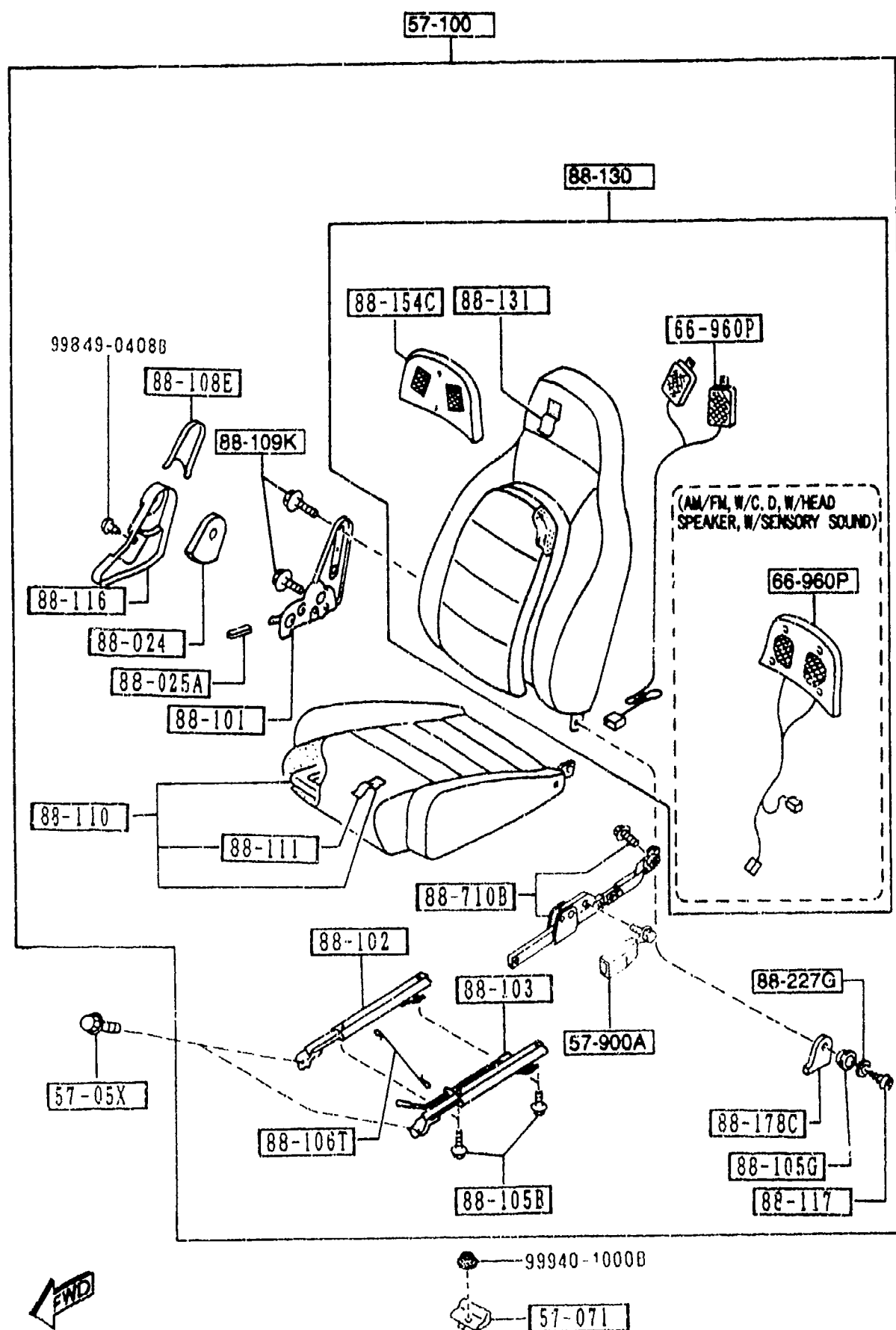


PART NO.	QTY	MODEL/RESTRICTION	MODEL/RESTRICTION	MODEL/RESTRICTION	FROM-10
64-999A		SCREW, TAPPING			
W201-64-999	10				

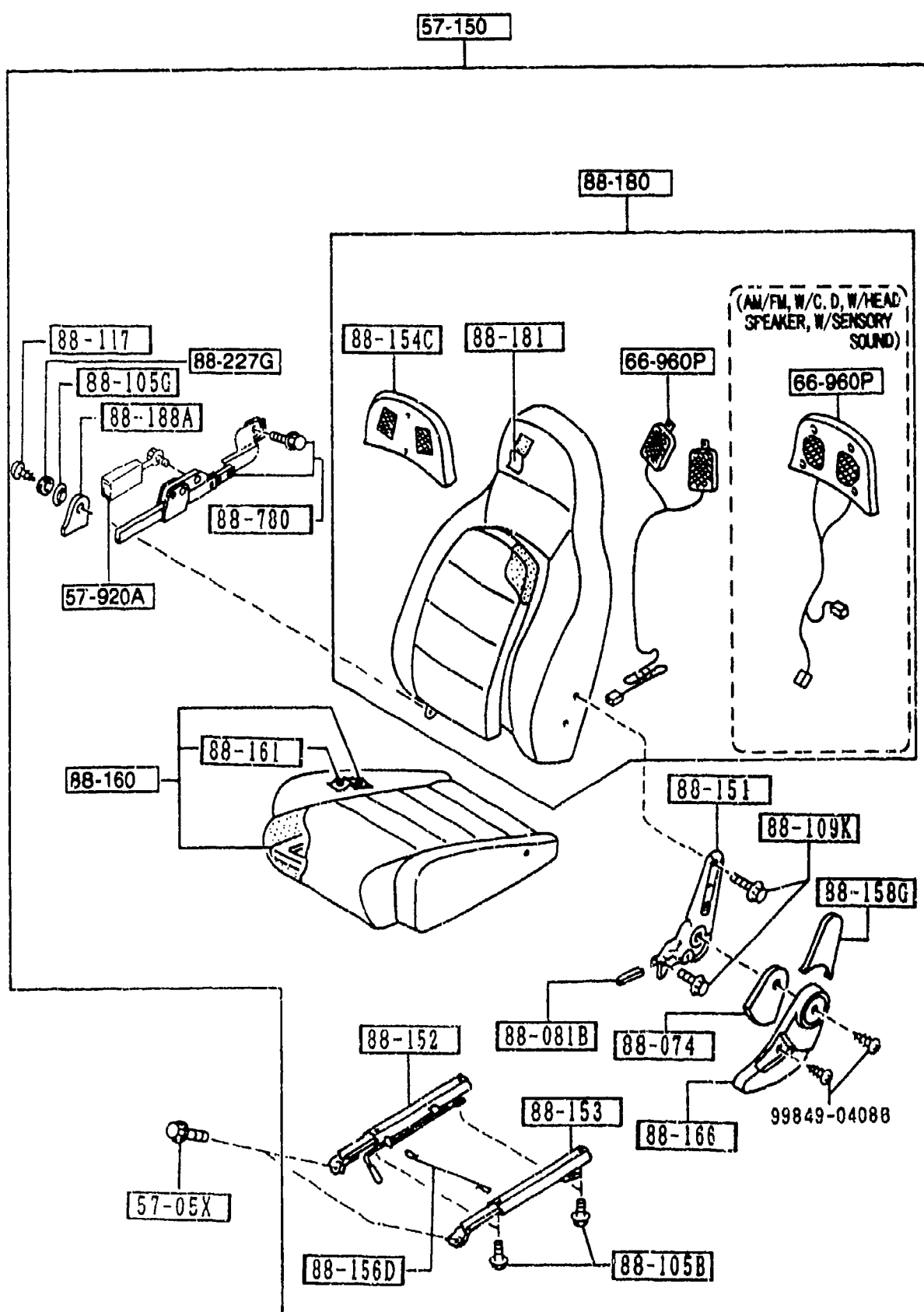
SEAT TYPES	STA TYPE	STB TYPE	STC TYPE
SPECIFICATIONS	CLOTH	LEATHER (W/O CAR NAME)	LEATHER (W/ CAR NAME)
SEAT TRIM			



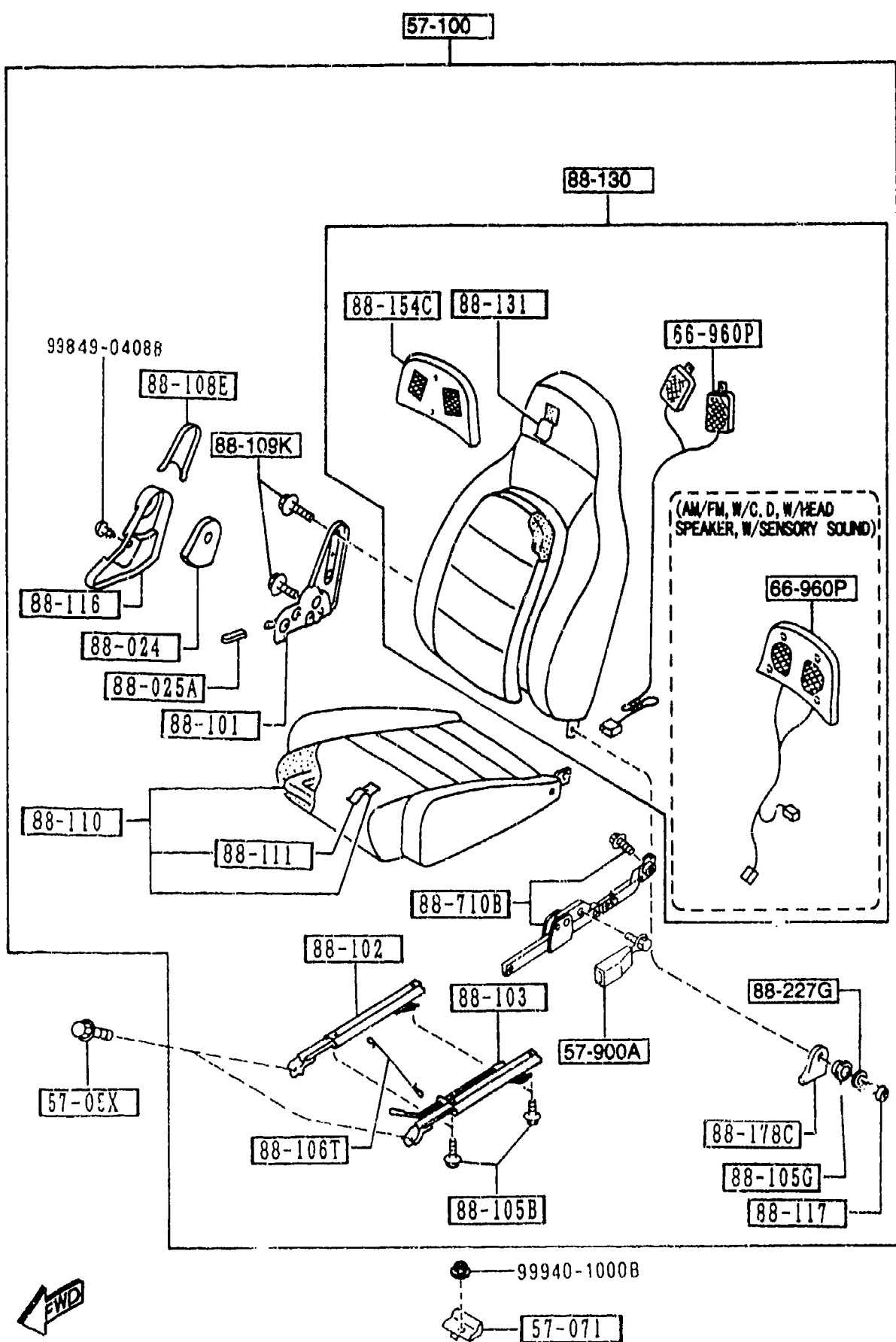




PART NO	QTY	MODEL / RESTRICTION	MODEL / RESTRICTION	MODEL / RESTRICTION	PRGM-10
57-05X		BOLT, LINK			
B455-57-05XB	8				
57-071		BRACKET, SEAT LOCK-RR			
NA75-57-071	1				
57-100		SEAT(R), FRONT			
NB40-57-100	1	(STA TYPE+W/O AUDIO)			-6801
		(STA TYPE+AM/FM, W/O C.D, W/O HEAD SPEAKER)			
00	INT-	NA3 BLACK			
NB41-57-100	1	(STA TYPE+AM/FM, W/O C.D, W/HEAD SPEAKER)			-6801
00	INT-	NA3 BLACK			
NB42-57-100	1	(STA TYPE+AM/FM, W/C, D, W/HEAD SPEAKER, W/SENSORY SOUND)			-6801
00	INT-	NA3 BLACK			
NB43-57-100	1	(STB TYPE+AM/FM, W/O C.D, W/HEAD SPEAKER)			-6801
88	INT-	NA4 NA5 TAN			
NB44-57-100	1	(STB TYPE+AM/FM, W/C, D, W/HEAD SPEAKER, W/SENSORY SOUND)			-6801
88	INT-	NA4 NA5 TAN			
NB47-57-100	1	(STC TYPE)			-6801
88	INT-	NA5 TAN			
NB47-57-100B	1	(STC TYPE)			6801-6C01
88	INT-	NA5 TAN			
NB49-57-100A	1	(STA TYPE+W/O AUDIO)			6801-7301
		(STA TYPE+AM/FM, W/O C.D, W/O HEAD SPEAKER)			
00	INT-	NA3 BLACK			
NB41-57-100A	1	(STA TYPE+AM/FM, W/O C.D, W/HEAD SPEAKER)			6801-7301
00	INT-	NA3 BLACK			
NB42-57-100A	1	(STA TYPE+AM/FM, W/C, D, W/HEAD SPEAKER, W/SENSORY SOUND)			6801-7301
00	INT-	NA3 BLACK			
6801 NA35*V-719630					
6C01 NA35*V-725591					
7301 NA35*V-732210					

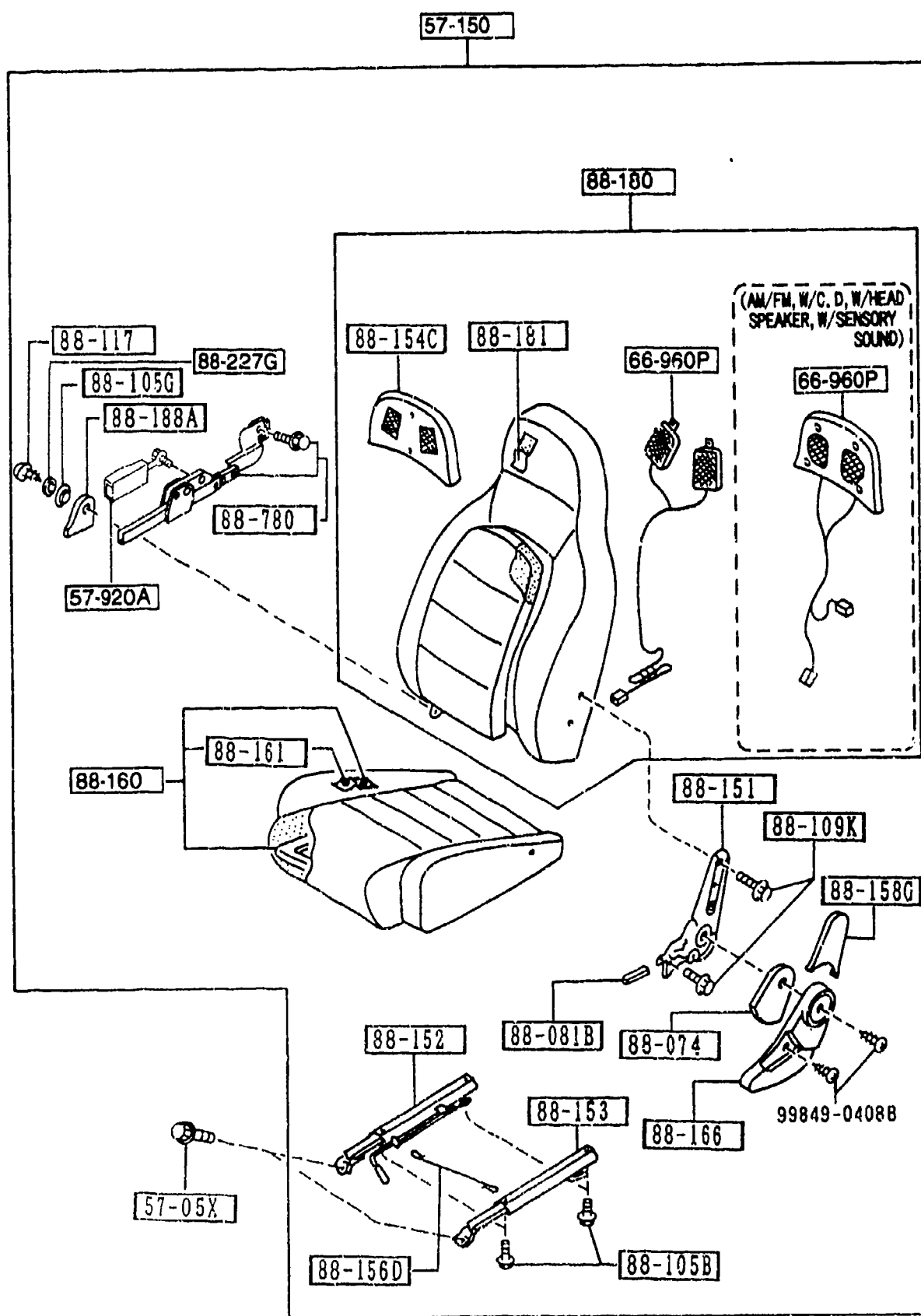


PART NO.	QTY	MODEL/RESTRICTION	MODEL/RESTRICTION	MODEL/RESTRICTION	FROM-TO
CONT'D					
NB43-57-100B	1	(STB TYPE+AM/FM, W/O C.D, W/HEAD SPEAKER)			6801-7301
88	INT-	NA4 NA5 TAN			
NB44-57-100B	1	(STB TYPE+AM/FM, W/C, D, W/HEAD SPEAKER, W/SENSORY SOUND)			6801-7301
88	INT-	NA4 NA5 TAN			
NB49-57-100	1	(STC TYPE)			6C01-7301
88	INT-	NA5 TAN			
NB40-57-100E	1	(STA TYPE+W/O AUDIO)			7301-
		(STA TYPE+AM/FM, W/O C.D, W/O HEAD SPEAKER)			
00	INT-	NA3 BLACK			
NB41-57-100G	1	(STA TYPE+AM/FM, W/O C.D, W/HEAD SPEAKER)			7301-
00	INT-	NA3 BLACK			
NB42-57-100F	1	(STA TYPE+AM/FM, W/C, D, W/HEAD SPEAKER, W/SENSORY SOUND)			7301-
00	INT-	NA3 BLACK			
NB43-57-100D	1	(STB TYPE+AM/FM, W/O C.D, W/HEAD SPEAKER)			7301-
88	INT-	NA4 NA5 TAN			
NB44-57-100C	1	(STB TYPE+AM/FM, W/C, D, W/HEAD SPEAKER, W/SENSORY SOUND)			7301-
88	INT-	NA4 NA5 TAN			
NB49-57-100A	1	(STC TYPE)			7301-
38	INT-	NA5 TAN			
57-150		SEAT(L), FRONT			
NB40-57-150	1	(STA TYPE+W/O AUDIO)			-6801
		(STA TYPE+AM/FM, W/O C.D, W/O HEAD SPEAKER)			
00	INT-	NA3 BLACK			
NB41-57-150	1	(STA TYPE+AM/FM, W/O C.D, W/HEAD SPEAKER)			-6801
00	INT-	NA3 BLACK			
NB42-57-150	1	(STA TYPE+AM/FM, W/C, D, W/HEAD SPEAKER, W/SENSORY SOUND)			-6801
6801		NA35*V-719630			
6C01		NA35*V-725591			
7301		NA35*V-732210			

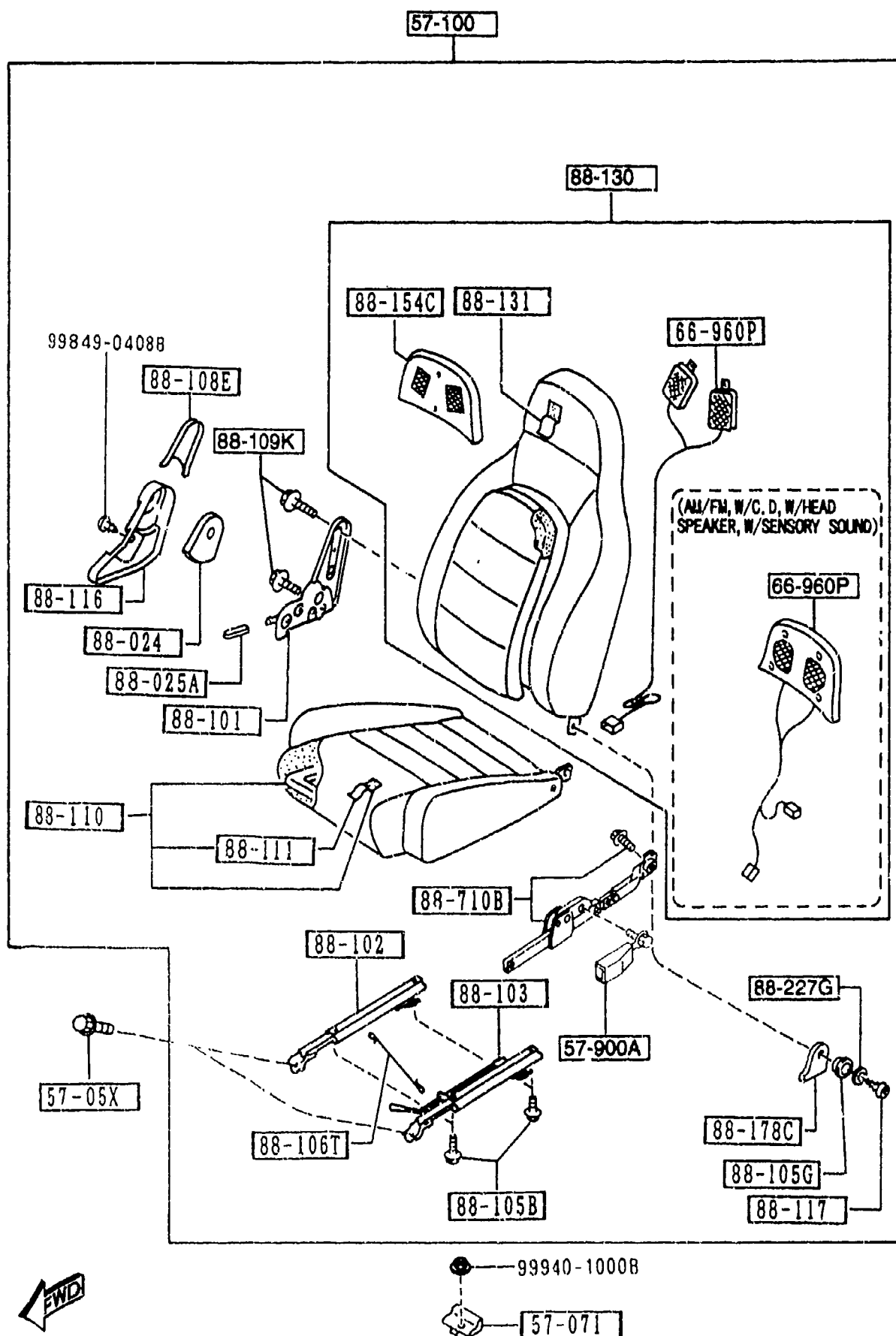


PART NO.	QTY	MODEL/RESTRICTION	MODEL/RESTRICTION	MODEL/RESTRICTION	FROM-TO
CONT'D					
00	INT-	NA3 BLACK			
NB43-57-150	1	(STB TYPE+AM/FM, W/O C.D, W/HEAD SPEAKER)			-6801
88	INT-	NA4 NA5 TAN			
NB44-57-150	1	(STB TYPE+AM/FM, W/C, D, W/HEAD SPEAKER, W/SENSORY SOUND)			-6801
88	INT-	NA4 NA5 TAN			
NB47-57-150	1	(STC TYPE)			-6801
88	INT-	NA5 TAN			
NB47-57-150B	1	(STC TYPE)			6801-6C01
88	INT-	NA5 TAN			
NB40-57-150A	1	(STA TYPE+W/O AUDIO)			6801-7301
		(STA TYPE+AM/FM, W/O C.D, W/O HEAD SPEAKER)			
00	INT-	NA3 BLACK			
NB41-57-150A	1	(STA TYPE+AM/FM, W/O C.D, W/HEAD SPEAKER)			6801-7301
00	INT-	NA3 BLACK			
NB42-57-150A	1	(STA TYPE+AM/FM, W/C, D, W/HEAD SPEAKER, W/SENSORY SOUND)			6801-7301
00	INT-	NA3 BLACK			
NB43-57-150B	1	(STB TYPE+AM/FM, W/O C.D, W/HEAD SPEAKER)			6801-7301
88	INT-	NA4 NA5 TAN			
NB44-57-150B	1	(STB TYPE+AM/FM, W/C, D, W/HEAD SPEAKER, W/SENSORY SOUND)			6801-7301
88	INT-	NA4 NA5 TAN			
NB49-57-150	1	(STC TYPE)			6C01-7301
88	INT-	NA5 TAN			
NB40-57-150E	1	(STA TYPE+W/O AUDIO)			7301-
		(STA TYPE+AM/FM, W/O C.D, W/O HEAD SPEAKER)			
00	INT-	NA3 BLACK			
NB41-57-150C	1	(STA TYPE+AM/FM, W/O C.D, W/HEAD SPEAKER)			7301-
00	INT-	NA3 BLACK			

6801 NA35*V-719630
 6C01 NA35*V-725591
 7301 NA35*V-732210



PART NO.	QTY	MODEL/RESTRICTION	MODEL/RESTRICTION	MODEL/RESTRICTION	FROM-TO
CONT'D					
NB42-57-150F	1	(STA TYPE+AM/FM, W/C. D, W/HEAD SPEAKER, W/SENSORY SOUND)			7301-
00	INT-	NA3 BLACK			
NB43-57-150D	1	(STB TYPE+AM/FM, W/O C. D, W/HEAD SPEAKER)			7301-
88	INT-	NA4 NA5 TAN			
NB44-57-150C	1	(STB TYPE+AM/FM, W/C. D, W/HEAD SPEAKER, W/SENSORY SOUND)			7301-
88	INT-	NA4 NA5 TAN			
NB49-57-150A	1	(STC TYPE)			7301-
88	INT-	NA5 TAN			
57-900A		BELT'A'(R), FRT SEAT			
NA75-57-620	1				
00	INT-	NA3 NA4 NA5 NA7 NA8 BLACK			
57-920A		BELT'A'(L), FRT SEAT			
NA75-57-680A	1				
00	INT-	NA3 NA4 NA5 NA7 NA8 BLACK			
66-960P		SPEAKER, PILLOW-SEAT			
NB11-66-960	2	(AM/FM, W/C. D, W/HEAD SPEAKER, W/SENSORY SOUND)			-7301
NB38-66-960	2	(AM/FM, W/O C. D, W/HEAD SPEAKER)			
AN(NB38-66-960A)					
NB38-66-960A	2	(AM/FM, W/O C. D, W/HEAD SPEAKER)			7301-
88-024		PROTR(R), SEAT BELT			
NA01-88-033	1				
88-025A		KNOB(R), KNUCKLE			
NA01-88-034	1				
00	INT-	NA3 NA7 NA8 BLACK			
88	INT-	NA4 NA5 TAN			
88-074		PROTR(L), SEAT BELT			
NA01-88-083	1				
7301 NA35*V-732210					

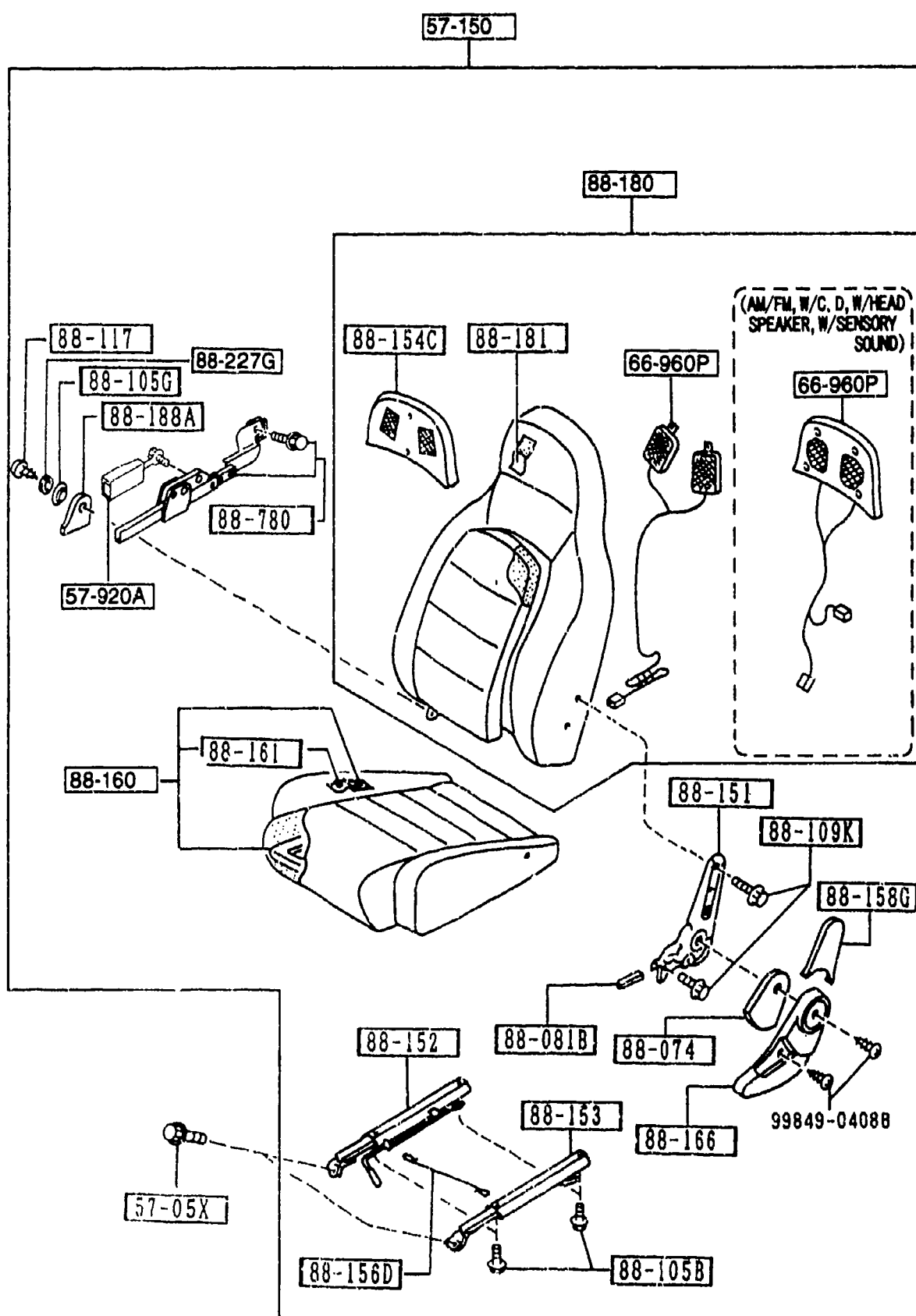


PART NO.	QTY	MODEL/RESTRICTION	MODEL/RESTRICTION	MODEL/RESTRICTION	FROM-TO
88-081B		KNOB(L), KNUCKLE			
NA01-88-084	1				
00	INT-	NA3 NA7 NA8 BLACK			
88	INT-	NA4 NA5 TAN			
88-101		KNUCKLE(R), RECLINING			
NA01-88-101A	1				
88-102		ADJUSTER, NO. 1			
NA01-88-102A	1				
88-103		ADJUSTER, NO. 2			
NA75-88-103	1				
88-105B		BOLT, LINK			
H260-88-105	8				
88-105G		BUSH, HINGE			
H260-88-108	2				
02	INT-	NA3 NA4 NA5 NA6 NA7 NA8 BLACK			
NA75-88-108	2				
88-106T		WIRE, CONNECT			
NA01-88-106	1				
88-108E		COVER(R), SEAT BACK			
NA01-88-036	1				
00	INT-	NA3 NA7 NA8 BLACK			
88	INT-	NA4 NA5 TAN			
88-109K		SCREW, KNUCKLE			
H260-88-109	8				
88-110		CUSHION(R), FRT SEAT			
N043-88-110	1	F-SV, L-PKG, (STB TYPE) (STC TYPE)			
88	INT-	NA4 NA5 TAN			
N041-88-110	1	BASE, P.E.GR, R-PKG, T-PKG,			
6A01 NA35*V-720311					
7301 NA35*V-732210					

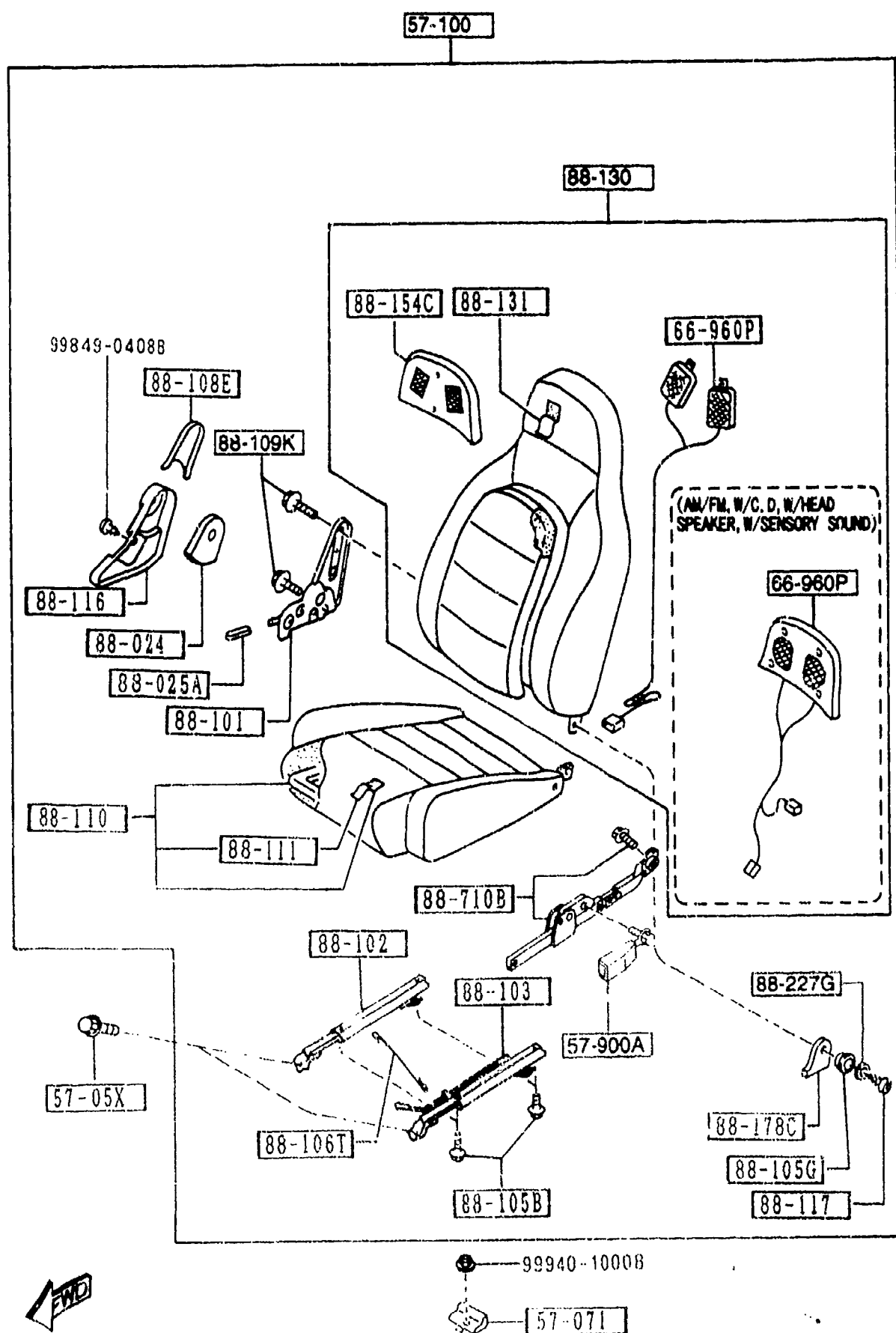
-6A01

6A01-

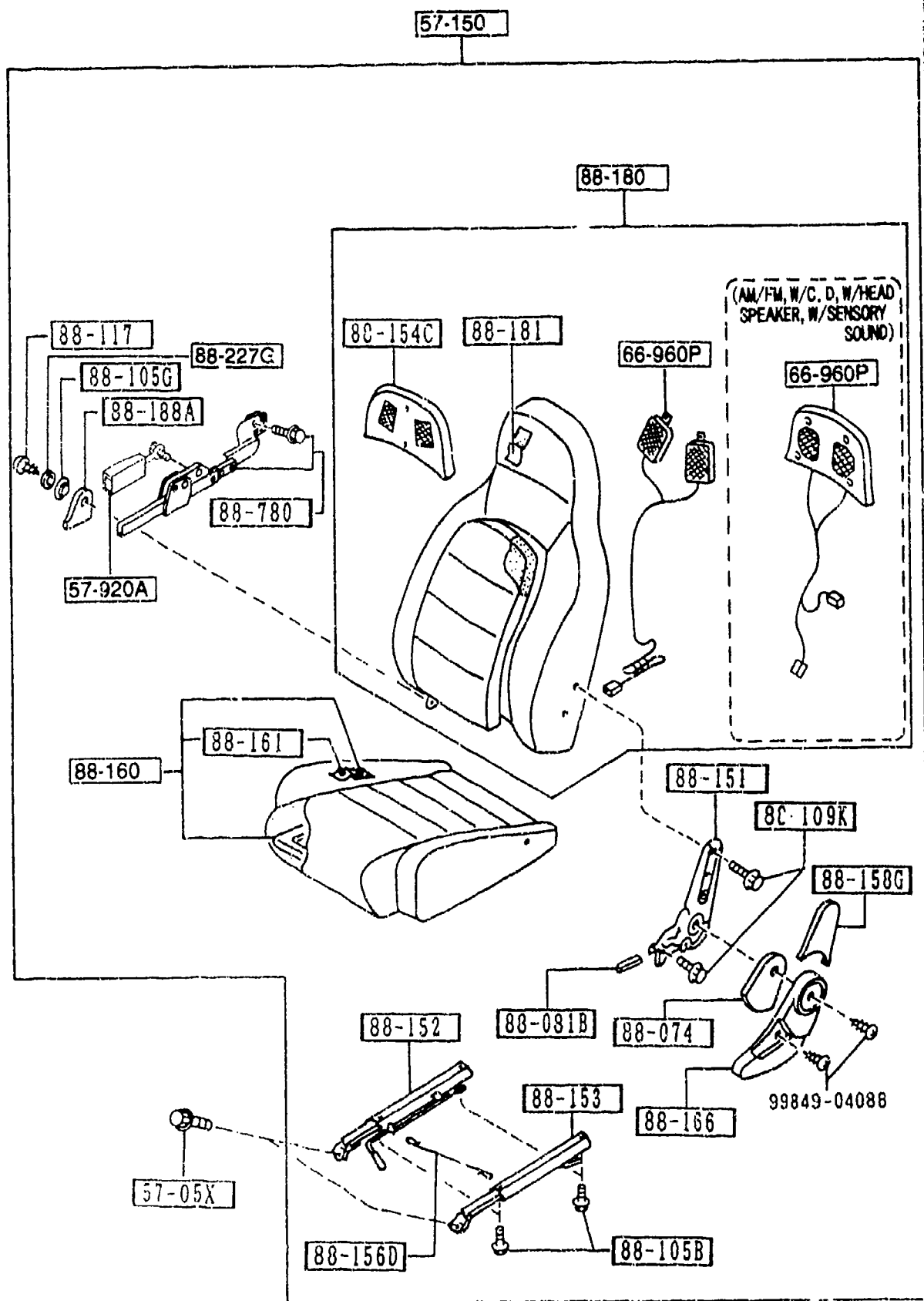
-7301



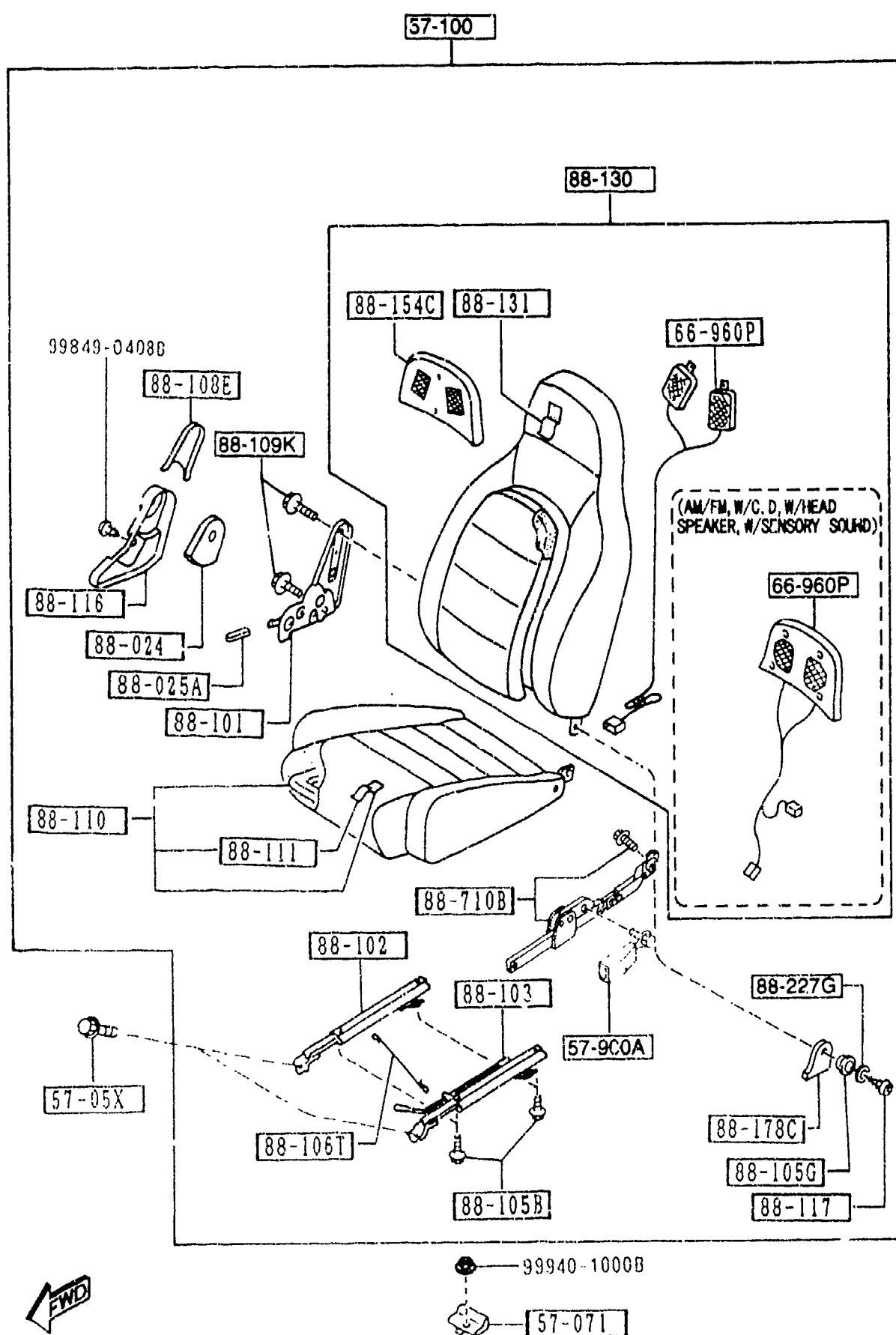
PART NO.	QTY	MODEL/RESTRICTION	MODEL/RESTRICTION	MODEL/RESTRICTION	FROM-TO
CONT'D		(STA TYPE)			
00	INT-	NA3 BLACK			
N041-88-110A	1	BASE, P.E.GR, R-PKG, T-PKG, (STA TYPE)			7301-
00	INT-	NA3 BLACK			
88-111		TRIM(R), SEAT CUSHION			
N043-88-111	1	F-SV, L-PKG, (STB TYPE) (STC TYPE)			
88	INT-	NA4 NA5 TAN			-7301
N041-88-111	1	BASE, P.E.GR, R-PKG, T-PKG, (STA TYPE)			
00	INT-	NA3 BLACK			
N041-88-111A	1	BASE, P.E.GR, R-PKG, T-PKG, (STA TYPE)			7301-
00	INT-	NA3 BLACK			
88-116		COVER(R), KNUCKLE			
NA01-88-031	1				
00	INT-	NA3 NA7 NA8 BLACK			
88	INT-	NA4 NA5 TAN			
88-117		SCREW, KNUCKLE			
H260-88-107	2				
88-130		BACK(R), FRONT SEAT			
NB43-88-130	1	(STB TYPE+AM/FM, W/O C.D, W/HEAD SPEAKER)			-6801
88	INT-	NA4 NA5 TAN			
NB44-88-130	1	(STB TYPE+AM/FM, W/C, D, W/HEAD SPEAKER, W/SENSORY SOUND)			-6801
88	INT-	NA4 NA5 TAN			
NB47-88-130	1	(STC TYPE)			-6801
88	INT-	NA4 NA5 TAN			
NB40-88-130	1	(STA TYPE+W/O AUDIO) (STA TYPE+AM/FM, W/O C.D, W/O HEAD SPEAKER)			-7301
6801		NA35*V-719630			
7301		NA35*V-732210			



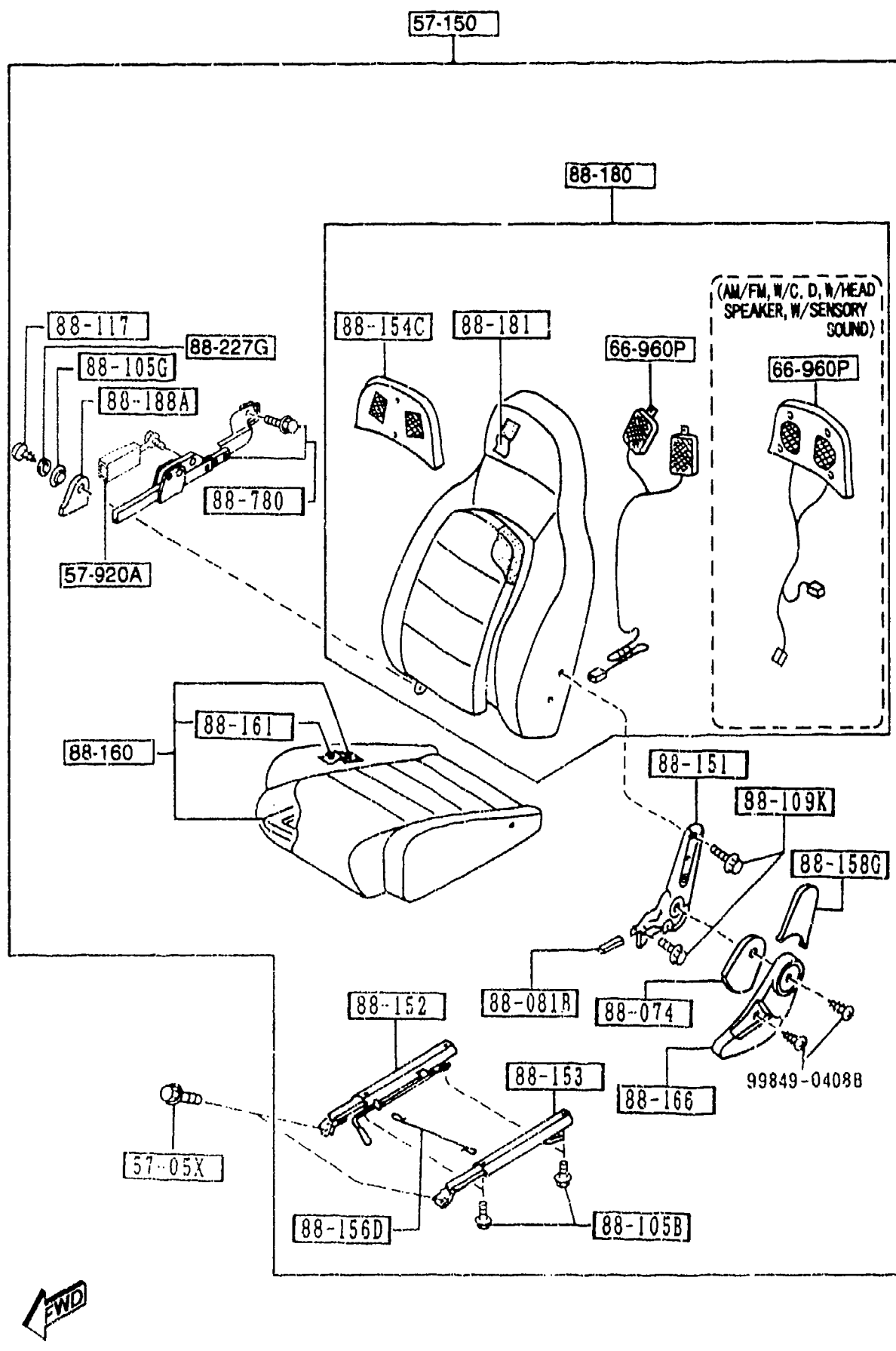
PART NO.	QTY	MODEL/RESTRICTION	MODEL/RESTRICTION	MODEL/RESTRICTION	FROM-TO
CONT'D					
00	INT-	NA3 BLACK			
NB41-88-130	1	(STA TYPE+AM/FM, W/O C.D, W/HEAD SPEAKER)			-7301
00	INT-	NA3 BLACK			
NB42-88-130	1	(STA TYPE+AM/FM, W/C.D, W/HEAD SPEAKER, W/SENSORY SOUND)			-7301
00	INT-	NA3 BLACK			
NB44-88-130A	1	(STB TYPE+AM/FM, W/C.D, W/HEAD SPEAKER, W/SENSORY SOUND)			6801-
88	INT-	NA4 NA5 TAN			
NB47-88-130A	1	(STC TYPE)			6801-6C01
88	INT-	NA4 NA5 TAN			
NB43-88-130A	1	(STB TYPE+AM/FM, W/O C.D, W/HEAD SPEAKER)			6801-7301
88	INT-	NA4 NA5 TAN			
NB49-88-130	1	(STC TYPE)			6C01-
88	INT-	NA5 TAN			
NB43-88-130B	1	(STB TYPE+AM/FM, W/O C.D, W/HEAD SPEAKER)			7301-
88	INT-	NA4 NA5 TAN			
NC00-88-130A	1	(STA TYPE+AM/FM, W/O C.D, W/HEAD SPEAKER)			7301-
00	INT-	NA3 BLACK			
NC01-88-130	1	(STA TYPE+AM/FM, W/C.D, W/HEAD SPEAKER, W/SENSORY SOUND)			7301-
00	INT-	NA3 BLACK			
NC02-88-130	1	(STA TYPE+W/O AUDIO)			7301-
		(STA TYPE+AM/FM, W/O C.D, W/O HEAD SPEAKER)			
00	INT-	NA3 BLACK			
		TRIM(R), SEAT BACK			
NB43-88-131	1	(STB TYPE+AM/FM, W/O C.D, W/HEAD SPEAKER)			-6801
88	INT-	NA4 NA5 TAN			
NB44-88-131	1	(STB TYPE+AM/FM, W/C.D, W/HEAD SPEAKER, W/SENSORY SOUND)			-6801
6801 NA35*V-719630 6C01 NA35*V-725591 7301 NA35*V-732210					



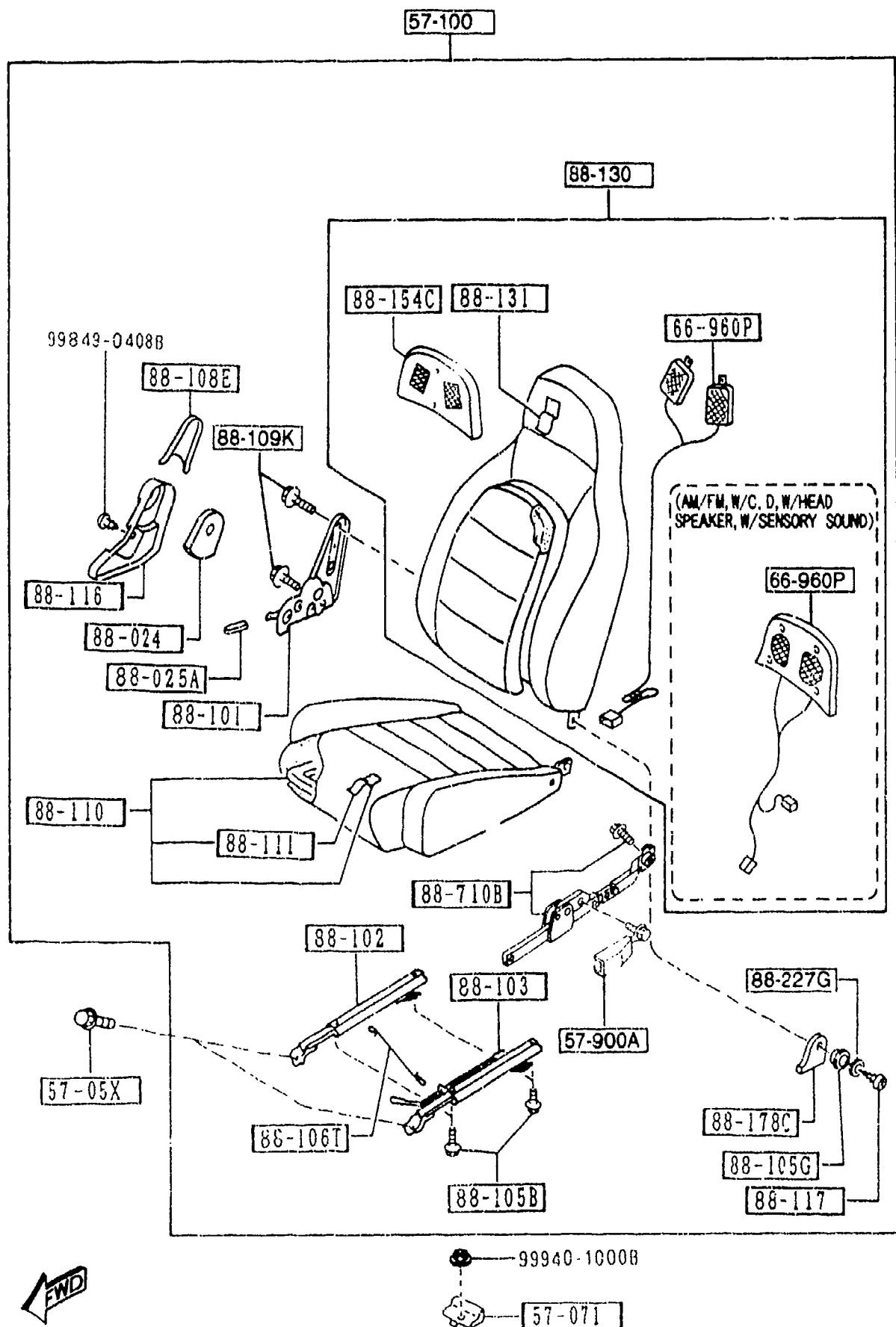
PART NO.	QTY	MODEL/RESTRICTION	MODEL/RESTRICTION	MODEL/RESTRICTION	FROM-TO
CONT'D					
88	INT-	NA4 NA5 TAN			
NB47-88-131	1	(STC TYPE)			-6801
88	INT-	NA4 NA5 TAN			
NB40-88-131	1	(STA TYPE+W/O AUDIO)			-7301
		(STA TYPE+AM/FM,W/O C.D,W/O HEAD SPEAKER)			
		(STA TYPE+AM/FM,W/O C.D,W/HEAD SPEAKER)			
00	INT-	NA3 BLACK			
NB42-88-131	1	(STA TYPE+AM/FM,W/C. D,W/HEAD SPEAKER, W/ SENSORY SOUND)			-7301
00	INT-	NA3 BLACK			
NB43-88-131A	1	(STB TYPE+AM/FM,W/O C.D,W/HEAD SPEAKER)			6801-
88	INT-	NA4 NA5 TAN			
NB44-88-131A	1	(STB TYPE+AM/FM,W/C. D,W/HEAD SPEAKER, W/ SENSORY SOUND)			6801-
88	INT-	NA4 NA5 TAN			
NB47-88-131A	1	(STC TYPE)			6801-6801
88	INT-	NA4 NA5 TAN			
NB49-88-131	1	(STC TYPE)			6C01-
88	INT-	NA5 TAN			
NC00-88-131	1	(STA TYPE+W/O AUDIO)			7301-
		(STA TYPE+AM/FM,W/O C.D,W/O HEAD SPEAKER)			
		(STA TYPE+AM/FM,W/O C.D,W/HEAD SPEAKER)			
00	INT-	NA3 BLACK			
NC01-88-131	1	(STA TYPE+AM/FM,W/C. D,W/HEAD SPEAKER, W/ SENSORY SOUND)			7301-
00	INT-	NA3 BLACK			
88-151		KNUCKLE(L),RECLINING			
NA01-88-151A	1				
88-152		ADJUSTER NO.3			
NA01-88-152A	1				
6801 NA35*V-719630					
6C01 NA35*V-725591					
7301 NA35*V-732210					



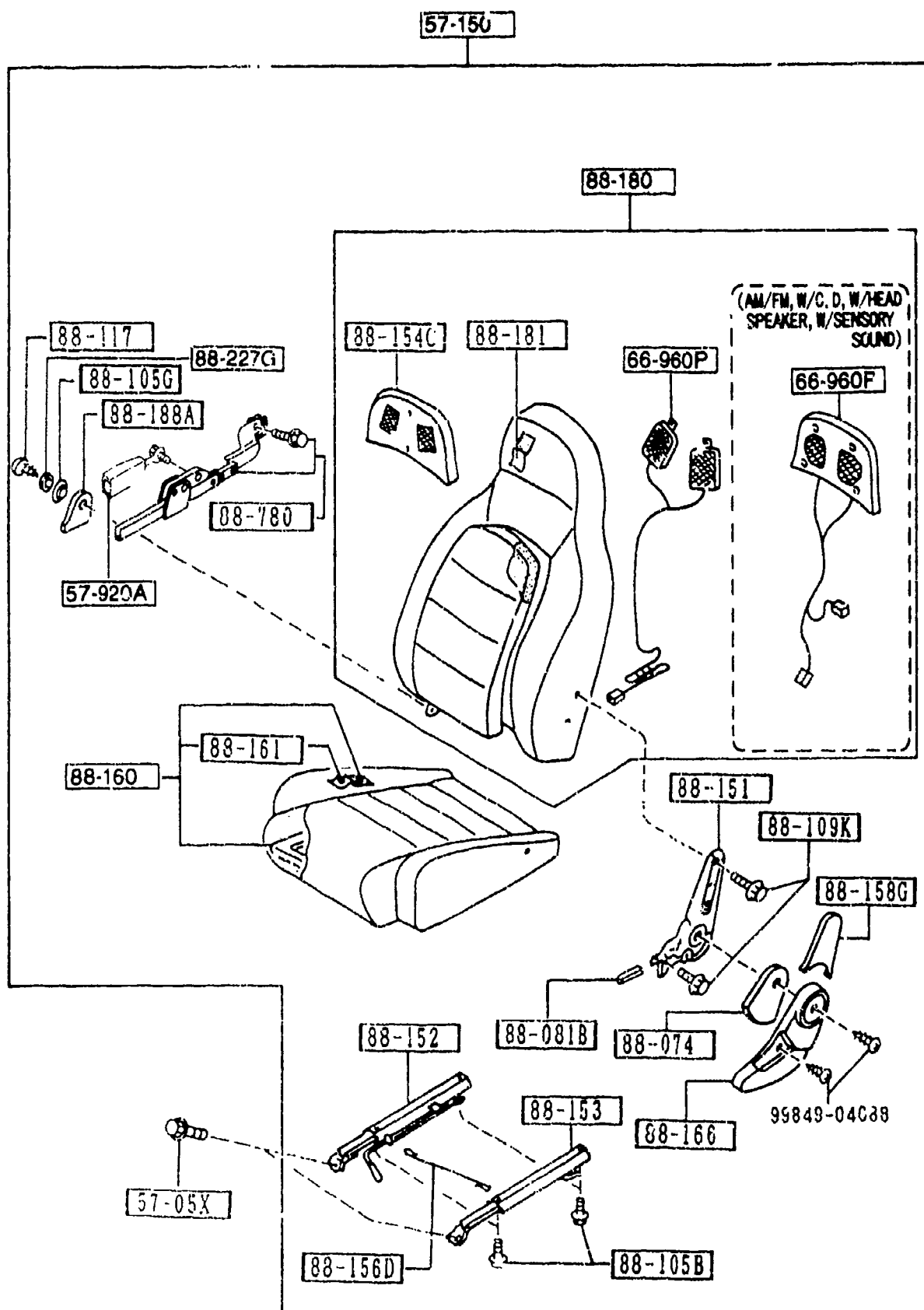
PART NO	QTY	MODEL/RESTRICTION	MODEL/RESTRICTION	MODEL/RESTRICTION	FROM-TO
88-153		ADJUSTER NO.4			
NA01-88-153A	1				
88-154C		COVER, HEAD REST			
NA01-88-137	2	(W/O C.D.)			
88-156D		WIRE, CONNECT			
NA01-88-156	1				
88-158G		COVER(L), SEAT BACK			
NA01-88-086	1				
00	INT-	NA3 NA7 NA8 BLACK			
88	INT-	NA4 NA5 TAN			
88-160		CUSHION(L), FRT SEAT			
NA03-88-160	1	F-SV, L-PKG, (STB TYPE) (STC TYPE)			
88	INT-	NA4 NA5 TAN			
NA01-88 160	1	BASE, P.E.GR, R-PKG, T-PKG, (STA TYPE)			-7301
00	INT-	NA3 BLACK			
NA01-88-160A	1	BASE, P.E.GR, R-PKG, T-PKG, (STA TYPE)			7301-
00	INT-	NA3 BLACK			
88-161		TRIM(L), SEAT CUSHION			
NA03-88-161	1	F-SV, L-PKG, (STB TYPE) (STC TYPE)			
88	INT-	NA4 NA5 TAN			
NA01-88-161	1	BASE, P.E.GR, R-PKG, T-PKG, (STA TYPE)			-7301
00	INT-	NA3 BLACK			
NA01-88-161A	1	BASE, P.E.GR, R-PKG, T-PKG, (STA TYPE)			7301-
00	INT-	NA3 BLACK			
88-166		COVER(L), KNUCKLE			
7301 NA35*V-732210					



PART NO.	QTY	MODEL/RESTRICTION	MODEL/RESTRICTION	MODEL/RESTRICTION	FROM- TO
CONT'D					
NA01-88-081	1				
00	INT-	NA3 NA7 NA8 BLACK			
88	INT-	NA4 NA5 TAN			
88-178C		COVER(R), HINGE			
NA01-88-035	1				
00	INT-	NA3 NA7 NA8 BLACK			
88	INT-	NA4 NA5 TAN			
88-180		BACK(L), FRONT SEAT			
NB43-88-180	1	(STB TYPE+AM/FM, W/O C.D, W/HEAD SPEAKER)			-6801
88	INT-	NA4 NA5 TAN			
NB44-88-180	1	(STB TYPE+AM/FM, W/C, D, W/HEAD SPEAKER, W/ SENSORY SOUND)			-6801
88	INT-	NA4 NA5 TAN			
NB47-88-180	1	(STC TYPE)			-6801
88	INT-	NA4 NA5 TAN			
NB40-88-180	1	(STA TYPE+W/O AUDIO)			-7301
00	INT-	NA3 BLACK			
NB41-88-180	1	(STA TYPE+AM/FM, W/O C.D, W/HEAD SPEAKER)			-7301
00	INT-	NA3 BLACK			
NB42-88-180	1	(STA TYPE+AM/FM, W/C, D, W/HEAD SPEAKER, W/ SENSORY SOUND)			-7301
00	INT-	NA3 BLACK			
NB44-88-180A	1	(STB TYPE+AM/FM, W/C, D, W/HEAD SPEAKER, W/ SENSORY SOUND)			6801-
88	INT-	NA4 NA5 TAN			
NB47-88-180A	1	(STC TYPE)			6801-6C01
88	INT-	NA4 NA5 TAN			
NB43-88-180A	1	(STB TYPE+AM/FM, W/O C.D, W/HEAD SPEAKER)			6801-7301
88	INT-	NA4 NA5 TAN			
NB49-88-180	1	(STC TYPE)			6C01-
6801		NA35*V-719630			
6C01		NA35*V-725591			
7301		NA35*V-732210			

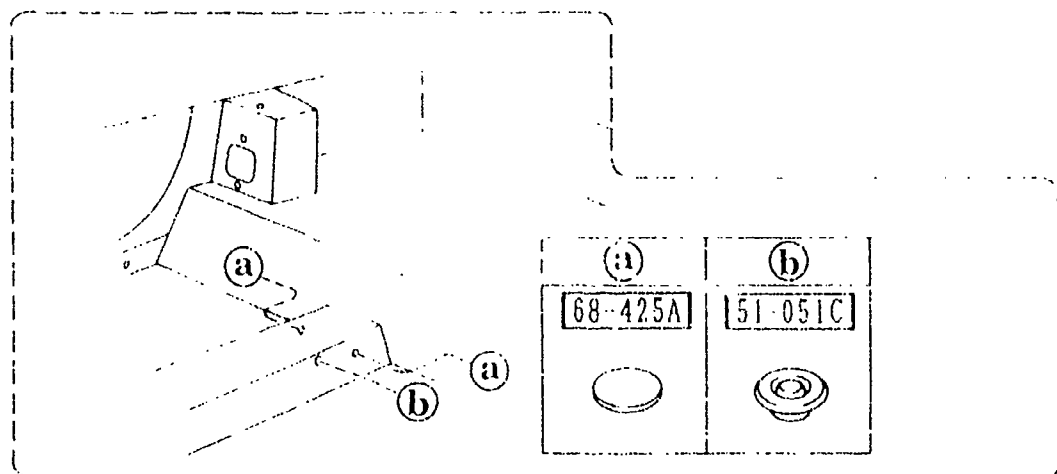
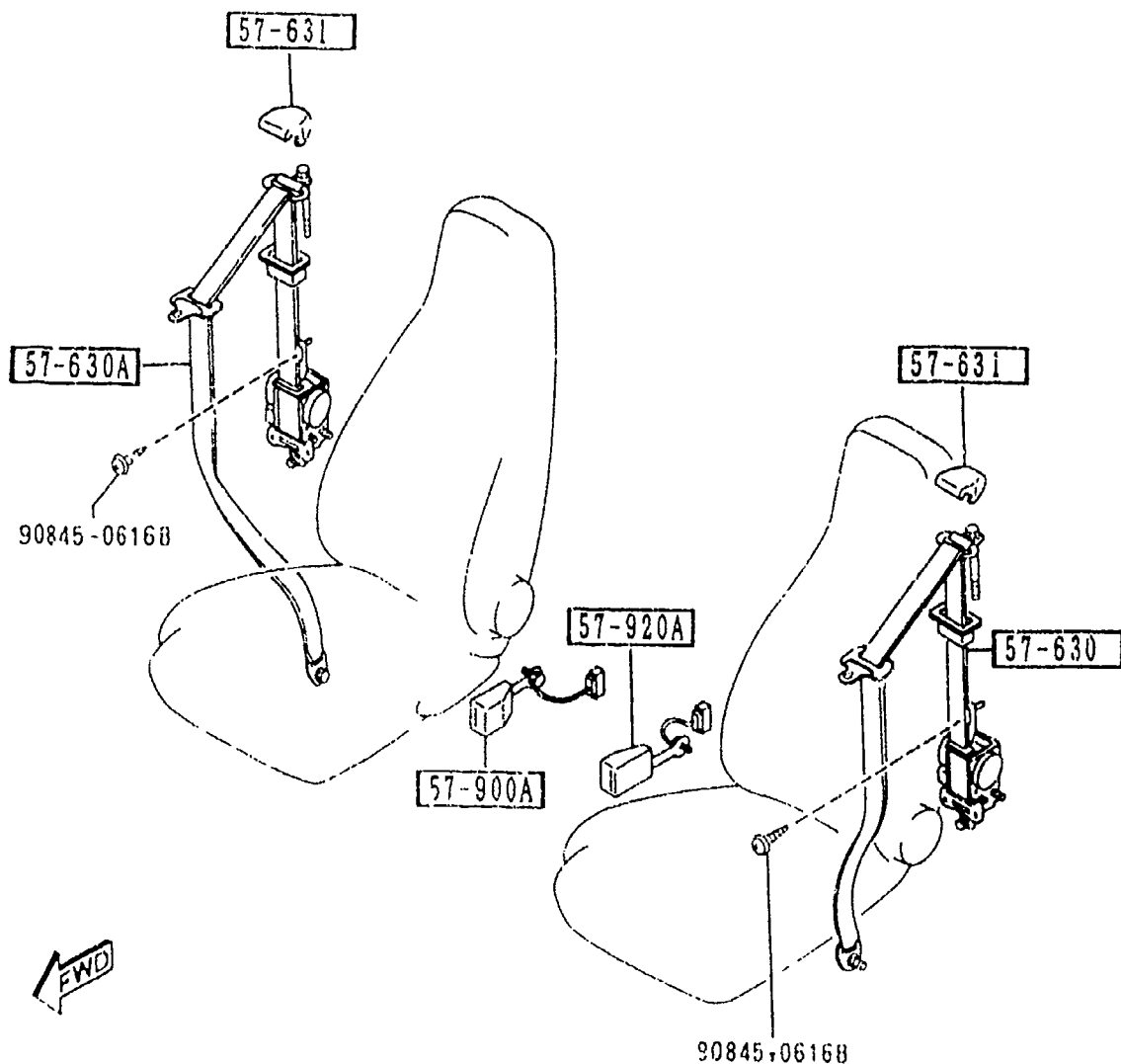


PART NO.	QTY	MODEL/RESTRICTION	MODEL/RESTRICTION	MODEL/RESTRICTION	FROM-TO
CONT'D					
88	INT-	NA5 TAN			
NB43-88-180B	1	(STB TYPE+AM/FM,W/O C.D,W/HEAD SPEAKER)			7301-
88	INT-	NA4 NA5 TAN			
NC00-88-180A	1	(STA TYPE+AM/FM,W/O C.D,W/HEAD SPEAKER)			7301-
00	INT-	NA3 BLACK			
NC01-88-180	1	(STA TYPE+AM/FM,W/C. D,W/HEAD SPEAKER, W/ SENSORY SOUND)			7301-
00	INT-	NA3 BLACK			
NC02-88-180	1	(STA TYPE+W/O AUDIO)			7301-
		(STA TYPE+AM/FM,W/O C.D,W/O HEAD SPEAKER)			
00	INT-	NA3 BLACK			
		88-181	TRIM(L), SEAT BACK		
NB43-88-181	1	(STB TYPE+AM/FM,W/O C.D,W/HEAD SPEAKER)			-6801
88	INT-	NA4 NA5 TAN			
NB44-88-181	1	(STB TYPE+AM/FM,W/C. D,W/HEAD SPEAKER, W/ SENSORY SOUND)			-6801
88	INT-	NA4 NA5 TAN			
NB47-88-181	1	(STC TYPE)			-6801
88	INT-	NA4 NA5 TAN			
NB40-88-181	1	(STA TYPE+W/O AUDIO)			-7301
		(STA TYPE+AM/FM,W/O C.D,W/O HEAD SPEAKER)			
		(STA TYPE+AM/FM,W/O C.D,W/HEAD SPEAKER)			
00	INT-	NA3 BLACK			
NB42-88-181	1	(STA TYPE+AM/FM,W/C. D,W/HEAD SPEAKER, W/ SENSORY SOUND)			-7301
00	INT-	NA3 BLACK			
NB43-88-181A	1	(STB TYPE+AM/FM,W/O C.D,W/HEAD SPEAKER)			6801-
88	INT-	NA4 NA5 TAN			
NB44-88-181A	1	(STB TYPE+AM/FM,W/C. D,W/HEAD SPEAKER, W/			6801-
6801 NA35*V-719630					
7301 NA35*V-732210					



PART NO.	QTY	MODEL/RESTRICTION	MODEL/RESTRICTION	MODEL/RESTRICTION	FROM-TO
CONT'D					
88	INT-	NA4 NA5 TAN			
NB47-88-181A	1	(STC TYPE)			6801-6C01
88	INT-	NA4 NA5 TAN			
NB49-88-181	1	(STC TYPE)			6C01-
88	INT-	NA5 TAN			
NC00-88-181	1	(STA TYPE+W/O AUDIO)			7301-
		(STA TYPE+AM/FM, W/O C.D, W/O HEAD SPEAKER)			
		(STA TYPE+AM/FM, W/O C.D, W/HEAD SPEAKER)			
00	INT-	NA3 BLACK			
NC01-88-181	1	(STA TYPE+AM/FM, W/C, D, W/HEAD SPEAKER, W/ SENSORY SOUND)			7301-
00	INT-	NA3 BLACK			
88-188A		COVER(L), HINGE			
NA01-88-085	1				
00	INT-	NA3 NA7 NA8 BLACK			
88	INT-	NA4 NA5 TAN			
88-227G		SILENCER			
*H261-88-139	2				-6A01
*N041-88-049	2				7301-
88-710B		ANCHOR UNIT(R), BELT			
NA75-88-710	1				
88-780		ANCHOR UNIT(L), BELT			
NA75-88-760	1				
6801	NA35*V-719630				
6A01	NA35*V-720311				
6C01	NA35*V-725591				
7301	NA35*V-732210				

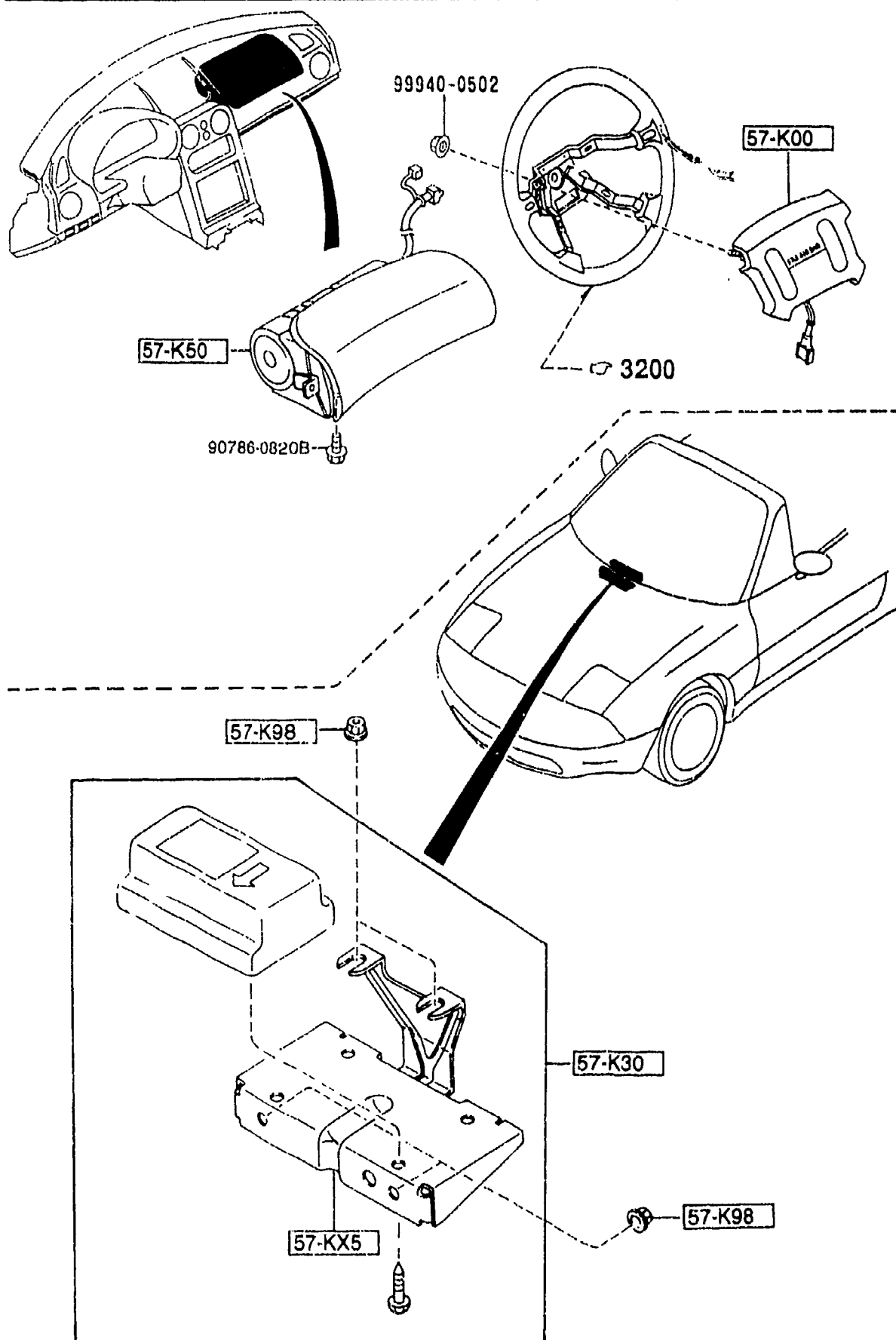
5790 SEAT BELTS



5790 -1 * SEAT BELTS

PART NO	QTY	MODEL/RESTRICTION	MODEL/RESTRICTION	MODEL/RESTRICTION	FROM-TO
51-051C		PLUG,HOLE			
BR70-51-264	1				
57-630		BELT'B',FRT SEAT			
NB38-57-630A	1				
00	INT-	NA3 BLACK			
88	INT-	NA4 NA5 TAN/BLACK			
57-630A		BELT'B'(R),FRT SEAT			
NA75-57-630G	1				
00	INT-	NA3 BLACK			
88	INT-	NA4 NA5 TAN			
57-631		COVER,ANCHOR			
N026-57-631	2				
00	INT-	NA3 NA4 NA5 NA6 NA7 NA8 BLACK			
57-900A		BELT'A'(R),FRT SEAT			
NA75-57-620	1				
00	INT-	NA3 NA4 NA5 NA7 NA8 BLACK			
57-920A		BELT'A'(L),FRT SEAT			
NA75-57-680A	1				
00	INT-	NA3 NA4 NA5 NA7 NA8 BLACK			
68-425A		CORNER HOLE			
LA01-57-425A	2				

5795 AIR BAG

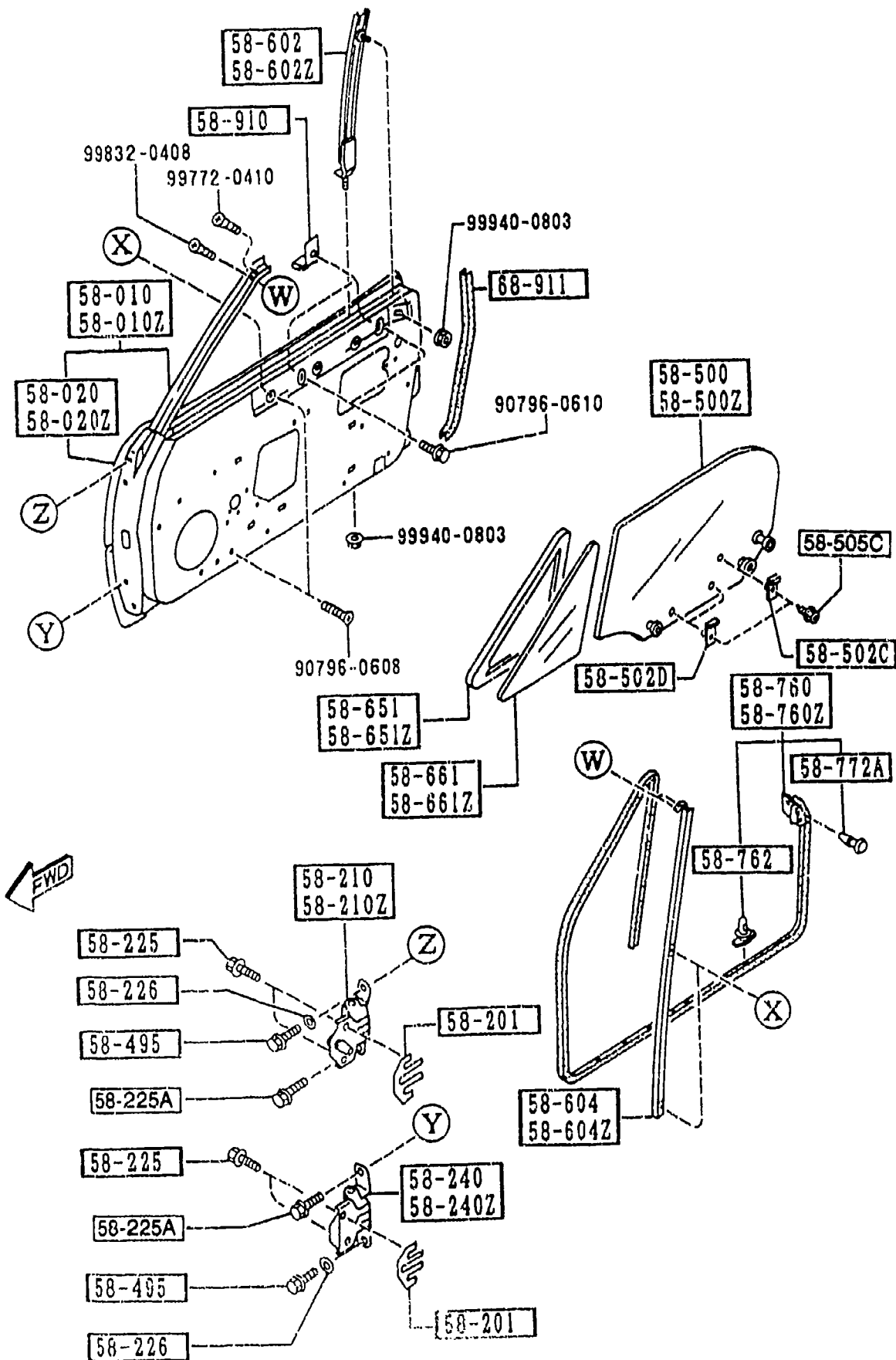


5795 -1 * AIR BAG

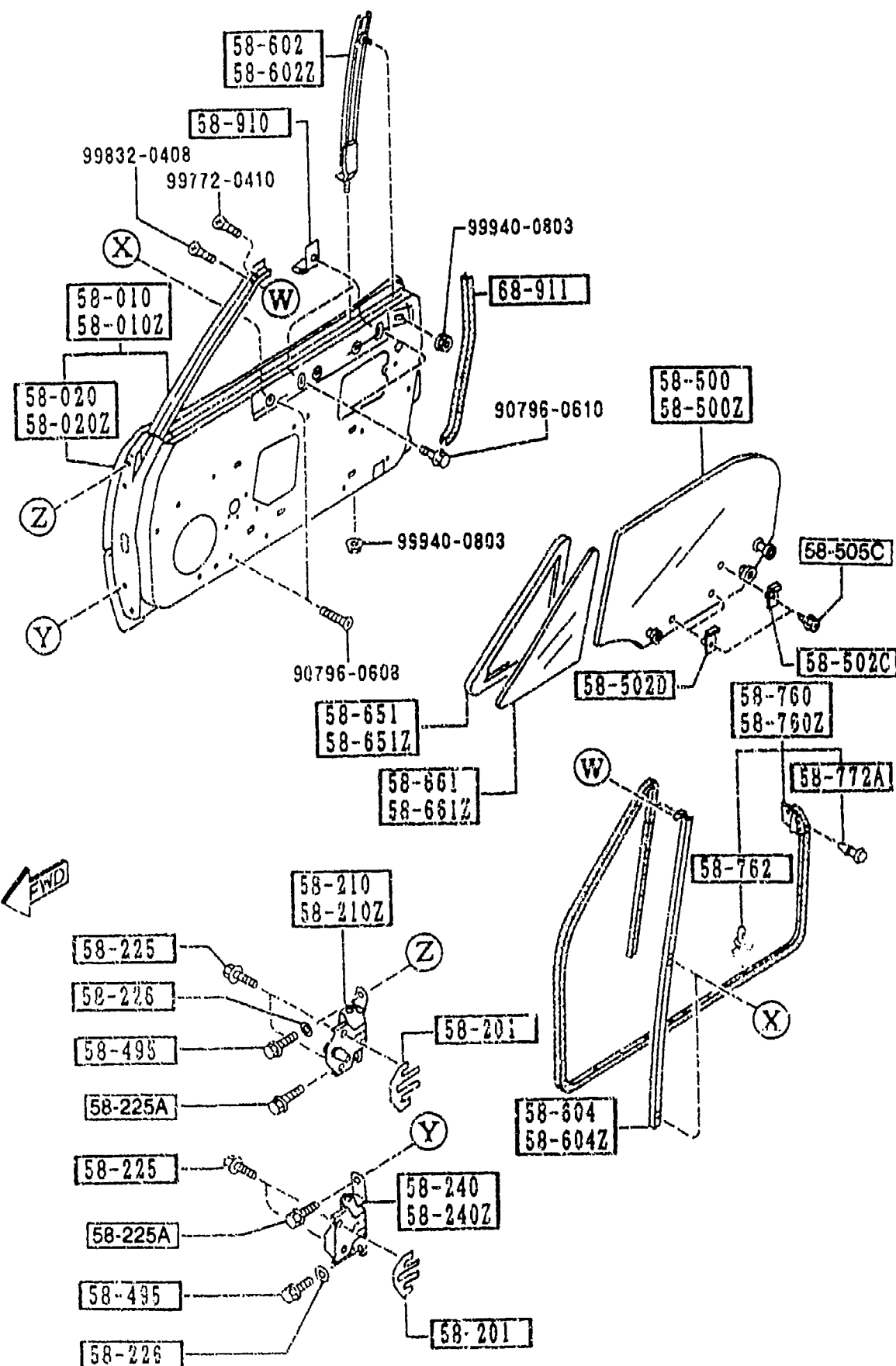
PART NO.	QTY	MODEL/RESTRICTION	MODEL/RESTRICTION	MODEL/RESTRICTION	FROM-TO
57-KX5		BRKT,AIR BAG MODULE			
N034-57-KX0A	1				
57-K00		MODULE,AIR BAG			
NB11-57-K00	1				
00	INT-	NA3 NA4 NA5 NA6 NA7 NAB BLACK			
57-K30		UNIT,SAS			
N034-57-K3XC	1				
57-K50		MODULE,AIR BAG PASSE NGER			
NB11-57-K7X	1				
00	INT-	NA3 NA4 NA5 NA6 NA7 NAB BLACK			
57-K98		NUT			
FC66-57-K98	4				

5800 FRONT DOORS

5800 -1 FRONT DOORS



PART NO.	QTY	MODEL/RESTRICTION	MODEL/RESTRICTION	MODEL/RESTRICTION	FROM-TO
58-010		BODY(R), FRONT DOOR			-7301
NAY4-58-02X AN(NAY4-58-02XA)	1				7301-
NAY4-58-02XA	1				-7301
58-010Z		BODY(L), FRONT DOOR			7301-
NAY4-59-02X AN(NAY4-59-02XA)	1				-7301
NAY4-59-02XA	1				7301-
58-020		PANEL(R), OUT.-FRT DOOR			
NA52-58-030A	1				
58-020Z		PANEL(L), OUT.-FRT DOOR			
NA52-59-030A	1				
58-201		SHIM, HINGE-DOOR			
B092-58-201A	4				
58-210		HINGE(R), DOOR-UPPER			
FB01-58-210	1				
58-210Z		HINGE(L), DOOR-UPPER			
FB01-59-210	1				
58-225		BOLT, SETTING-HINGE LOWER			
B455-58-225	8				
58-225A		BOLT, SETTING			
S085-58-225	4				
58-226		WASHER, SETTING			
GJ21-58-226	4				
58-240		HINGE(R), DOOR-LOWER			
B156-58-240	1				
58-240Z		HINGE(L), DOOR-LOWER			
B156-59-240	1				
58-495		BOLT, SET			
7301 NA35*V-732210					



PART NO.	QTY	MODEL/RESTRICTION	MODEL/RESTRICTION	MODEL/RESTRICTION	FROM-TO
CONT'D					
*NB39-58-661A	1				7618-
+-----+ 58-661Z +-----+		GLASS(L), VENTILATOR			
NB39-59-661 AN(NB39-59-661A)	1				-7618
*NB39-59-661A	1				7618-
+-----+ 58-760 +-----+		WEATHERSTRIP(R), DOOR			
NA01-58-760G AN(NA01-58-760H)	1				-6801
NA01-58-760H AN(NA01-58-760J)	1				6801-6819
NA01-58-760J	1				6819-
+-----+ 58-760Z +-----+		WEATHERSTRIP(L), DOOR			
NA01-59-760G AN(NA01-59-760H)	1				-6801
NA01-59-760H AN(NA01-59-760J)	1				6801-6819
NA01-59-760J	1				6819-
+-----+ 58-762 +-----+		FASTENER			
G031-58-762	42				
+-----+ 58-772A +-----+		FASTENER			
*1011-58-772	4				
+-----+ 58-910 +-----+		STOPPER, GLASS			
H272-58-911	4				
+-----+ 68-911 +-----+		WELT, SEAMING			
NA01-68-911	2				
G0	INT-	NA3 NA5 BLACK			
6801 NA35*V-719630 6819 NA35*V-719802 7618 NA35*V-738068					